

# THRIVE

## NURTURING CARE

FOR EARLY CHILDHOOD DEVELOPMENT

# Country profiles

## for early childhood development



# Acknowledgements

---

- These profiles have been prepared by the Data and Analytics section of UNICEF, under the direction of Mark Hereward, in collaboration with Countdown to 2030. The data compilation and production was coordinated by Claudia Cappa and Nicole Petrowski, with inputs and support from Yuliang Cheng, Allysha Choudhury, Enrique Delamonica, Chika Hayashi, Vrinda R. Mehra, Khin Wityee Oo, Jennifer Requejo and Cecilia Silva Venturini.
- Assistance in accessing relevant data was provided by Venturini Valeria Nesterenko and Fabio Duran Valverde of the International Labour Organization.
- The preparation of these profiles was carried out in collaboration with the Nurturing Care for Early Childhood Development Metrics Joint Technical Working Group of the Countdown to 2030. Members of the working group include: Maureen Black, Ties Boerma, Pia Britto, Claudia Cappa, Bernadette Daelmans, Chris Desmond, Amanda Devercelli, Tarun Dua, Günther Fink, Joan Lombardi, Chunling Lu, Dana Charles McCoy, Jennifer Requejo, Linda Richter (chair), Kate Strong and Emily Vargas-Baron.
- The original design concept and production of the first set of country profiles was carried out by Jive Media Africa. Design modifications, data updates and profiles for 47 additional countries were undertaken by the HUB Collective in 2019.
- The first phase of the early childhood development Countdown work was hosted by the Department of Science and Technology-National Research Foundation's Centre of Excellence in Human Development at the University of the Witwatersrand, under the directorship of Linda Richter.
- The first phase was funded by the Conrad N. Hilton Foundation. This phase of profile development was made possible through core funding from UNICEF.

Prepared by:



In collaboration with:



# Contents

---

Acknowledgements 2

Introduction 4

How the profiles were developed 4

Countries 5

Indicators 6

How the profiles are organized 6

Next steps 7

Country profiles 8

Technical appendix 147

# Introduction

---

These profiles of 138 low- and middle-income countries<sup>1</sup> are an important step towards establishing a global monitoring and accountability system for early childhood development (ECD), affiliated with the Countdown to 2030 for Women's, Children's and Adolescents' Health ([www.countdown2030.org](http://www.countdown2030.org)).

The decision to assemble available data in country profiles was first taken by authors of the *Lancet* series 'Advancing Early Childhood Development: From Science to Scale', during its 2016 launch. The initiative was carried forward by a subgroup supporting the Nurturing Care Framework developed by the World Health Organization (WHO), UNICEF and partners.

An initial set of 91 country profiles was released in May 2018. Subsequently, a decision was made to expand and update the profiles for 138 low- and middle-income countries in 2019.

The profiles are an attempt to compile, in one place, the available data for country and cross-country monitoring and to provide a baseline against which progress can be monitored. More comparable country data and analysis are needed to propel the early childhood development agenda, monitor impact, direct attention to areas requiring additional effort and resources, and measure progress towards the Sustainable Development Goals (SDGs). Progress is being made, and opportunities exist for further analyses with currently available data. For example, with adequate resources, country micro-data could be disaggregated further. Nevertheless, the country profiles draw attention to significant gaps, especially in extracting data pertaining to the youngest children and measuring services to improve nurturing care. It is hoped that the country profiles will prompt advocacy and action to refine measurement parameters and to collect comparable country data.

## How the profiles were developed

Authors of the *Lancet* series collaborated on the initial selection of countries and indicators. Several authors contributed new or additional analyses. For example, the Composite Risk Index used to estimate the number of children under 5 years of age at risk for poor early childhood development was updated using the poverty line published by the World Bank, extending the trend from 2005 to 2010 to 2015.

Updates on progress on the selection and refinement of countries and indicators were presented at several meetings: one at an early childhood development guidance meeting in Geneva in June 2017, and another during the Countdown to 2030 Measurement Conference in Stellenbosch, South Africa, in February 2018. Following this, the Nurturing Care ECD Metric Joint Technical Working Group was formally established in September 2018. The working group provided input for the preparation of the updated profiles.

---

<sup>1</sup> The exception is Panama, which is a high-income country. A profile was prepared given that Panama was among the original set of Countdown countries.

Following the release of the initial set of country profiles in May 2018, a decision was taken by the Steering Committee of Countdown to 2030 to have UNICEF serve as the institutional home of the Countdown to 2030 ECD country profiles and to take the lead in their preparation and subsequent updating.

Data from the sources listed in the Technical Appendix were compiled into a master database, with detailed information on country-specific data sources and footnotes. A flat Excel spreadsheet, summarizing the information into a single file, was created to populate the country profiles and is available on the Nurturing Care website ([www.nurturing-care.org](http://www.nurturing-care.org)).

## Countries

Profiles are provided for 138 low- and middle-income countries. The complete list can be found in the Technical appendix.

Selection of the 91 countries for which profiles were originally produced in 2018 was based on at least one of three criteria:

- 1 Countries with 30 per cent or more of children under age 5 at risk of poor development as a result of stunting or extreme poverty (less than US\$1.90 a day) in 2010. This threshold was selected as the cut-off since, according to WHO, stunting is a public health concern in a country if at least 20 per cent of children are stunted,<sup>2</sup> and since an estimated 10 per cent of the world population live in extreme poverty.<sup>3</sup>
- 2 Developing countries that accounted for 95 per cent of children under age 5 estimated to be at risk of poor development in 2010 due to exposure to stunting or extreme poverty. Many of these are countries with large child populations, including Brazil, China, Mexico and Turkey.
- 3 Countries included in the Countdown to 2030.

---

<sup>2</sup> World Health Organization, *Global Nutrition Policy Review: What does it take to scale up nutrition action?*, WHO, Geneva, 2013, <<https://apps.who.int/iris/handle/10665/84408>>.

<sup>3</sup> World Bank, *Poverty and Shared Prosperity 2016: Taking on inequality*, World Bank, Washington, D.C., 2016, <<https://openknowledge.worldbank.org/bitstream/handle/10986/25078/9781464809583.pdf>>.

## Indicators

Indicators were included based on the following criteria:

- 1 The data relate to the conceptual framework for early childhood development published in the *Lancet* series. That is, the data provide information on threats to early childhood development, aspects of the facilitating environment, or on support and services in the five components of the Nurturing Care Framework: health, nutrition, early learning, responsive caregiving, and security and safety.
- 2 The data are largely comparable across countries and publicly available, either through a UN agency or in a peer-reviewed publication that provides a technical appendix with country-level data.

Definitions of the indicators and data sources are provided in the Technical appendix. Two household surveys are the main data sources – Demographic and Health Surveys (DHS), supported by the United States Agency for International Development, and Multiple Indicator Cluster Surveys (MICS), supported by UNICEF. Additional data sources include other nationally representative household surveys, censuses and administrative records, as indicated. While the original intention was to have all data refer to children under the age of 5 years, and even under 3 years where possible, this could not be accomplished for all indicators without significant additional time and resources. Definitions make clear the parameters of the indicators – by year/s and age group.

Many more indicators are needed to track threats to early childhood development, financing, responsive caregiving in the home and coverage of services to improve early childhood development. Some of these are referred to in the indicator list in the Technical appendix. That said, the data presented on the following pages can help generate the motivation, advocacy and additional resources needed for new comparable cross-country data collection through DHS and MICS, as well as through other national household surveys.

## How the profiles are organized

Indicators have been assembled on the country pages as follows:

- Demographics providing basic information about the country.
- Threats to early childhood development indexed by maternal mortality, having a young mother, low birthweight and preterm births, inadequate supervision, violent discipline, stunting, and children under 5 years of age living in poverty.
- The prevalence of inequality among children at risk of poor development, indexed by the composite indicator of the prevalence of children exposed to stunting or extreme poverty in 2005, 2010 and 2015, and differences in prevalence between boys and girls and between children living in urban and rural areas (based on surveys conducted

between 2006 and 2015).

- Estimated economic costs of poor early development were produced by calculating the cost of the child growth deficit as a percentage of adult annual wages lost.
- Early childhood development outcomes, as measured by the Early Childhood Development Index.
- Support and services for early childhood development indexed by the five components of the Nurturing Care Framework described in the *Lancet* series, and by indicators of the facilitating environment of laws, conventions and policies.
  - Nurturing care comprises five essential elements: health, early learning, security and safety, responsive caregiving and nutrition.
  - The facilitating environment is indicated by relevant policies and conventions:
    - Policies for which there are comparable country data relevant to early childhood development include those related to paid maternity and paternity leave, whether a country has a national minimum wage and non-contributory child and family social protection benefits, and whether the country has adopted many or all of the provisions of the International Code of Marketing of Breastmilk Substitutes.
    - International conventions, specifically the Convention on the Rights of the Child (CRC), the CRC Optional Protocol on the Sale of Children, Child Prostitution and Child Pornography, the Convention on the Rights of Persons with Disabilities, and the Hague Convention on Protection of Children and Cooperation in Respect of Intercountry Adoption.

## Next steps

The country profiles are intended to be used by countries to raise awareness about early childhood development, to disseminate information, and to advocate for resources, services and data to improve early childhood development.

Funding needs to be mobilized to support data collection and country, regional and global analyses that can contribute to knowledge and progress in improving children's prospects during this formative stage of life.

# Country profiles

---





## Afghanistan

*Countdown to 2030*

Women's, Children's & Adolescents' Health

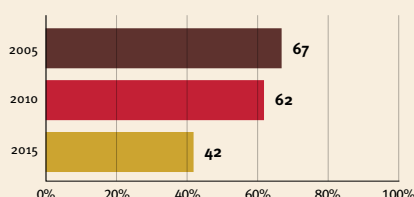
### Demographics

Population (2019)	38,042,000
Annual births	1,212,000
Children under 5 (2019)	5,639,000 (15%)
Under-five mortality	62/1 000

### Threats to Early Childhood Development

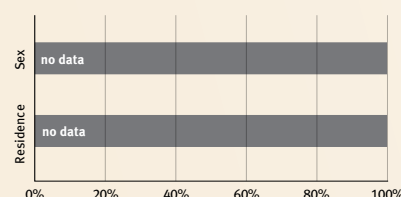
Maternal mortality	638/100 000	Young mothers (births by 18y)	20%
Low birthweight	no data	Preterm births	12%
Child poverty	no data	Under-five stunting	41%
Violent discipline	63%	Inadequate supervision	40%

### Young children at risk of poor development




At risk in 2005, 2010 and 2015, using a composite indicator of under-five stunting or poverty

### Risk by sex and residence



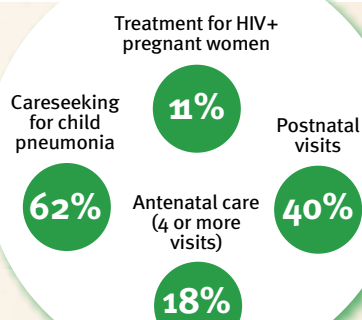
### Lifetime cost of growth deficit in early childhood



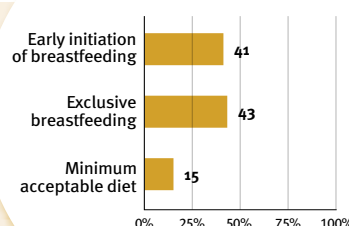
## Support and services for early childhood development: Nurturing care

Parents and caregivers need a facilitating environment of laws, policies, services and community support to assist them in providing their young children with nurturing care.

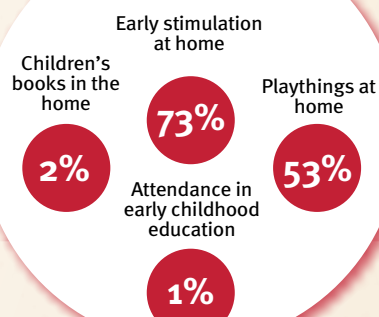
### Health



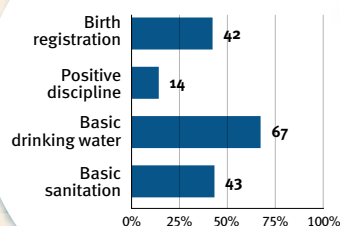
### Nutrition



### Early learning



### Security and safety



### Responsive caregiving

Public information about ECD  
Parental mental health  
Parent support (groups, home visits)  
Quality child day care

?

Comparative country data urgently needed

## Facilitating environments

### Policies

✗	Paid maternity leave	✓	Paid paternity leave
✓	National minimum wage		
✗	Child and family social protection		
✓	International Code of Marketing of Breastmilk Substitutes		

### International conventions

✓	Convention on the Rights of the Child
✓	Convention on the Rights of Persons with Disabilities
✓	CRC Optional Protocol on the Sale of Children, Child Prostitution and Child Pornography
✗	Hague Convention on Protection of Children and Cooperation in Respect of Inter-country Adoption



## Albania

*Countdown to 2030*

Women's, Children's & Adolescents' Health

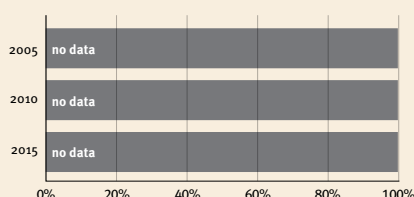
### Demographics

Population (2019)	2,881,000
Annual births	33,000
Children under 5 (2019)	169,000 (6%)
Under-five mortality	9/1 000

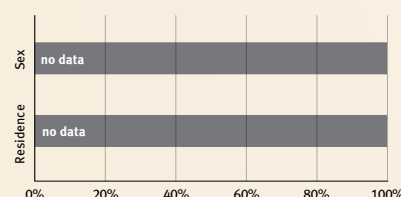
### Threats to Early Childhood Development

Maternal mortality	15/100 000	Young mothers (births by 18y)	3%
Low birthweight	5%	Preterm births	9%
Child poverty	0%	Under-five stunting	11%
Violent discipline	43%	Inadequate supervision	7%


### Young children at risk of poor development



### Risk by sex and residence



### Lifetime cost of growth deficit in early childhood

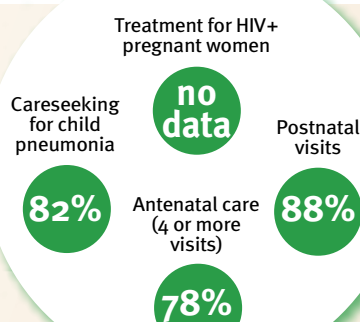


At risk in 2005, 2010 and 2015, using a composite indicator of under-five stunting or poverty

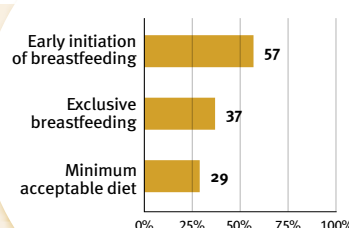
## Support and services for early childhood development: Nurturing care

Parents and caregivers need a facilitating environment of laws, policies, services and community support to assist them in providing their young children with nurturing care.

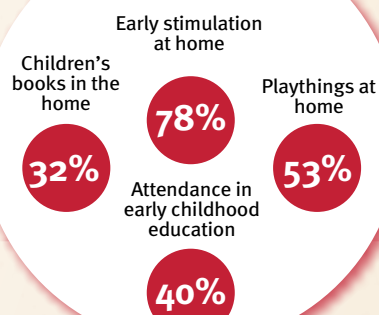
### Health



### Nutrition



### Early learning



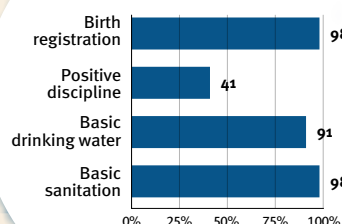
### Responsive caregiving

Public information about ECD  
Parental mental health  
Parent support (groups, home visits)  
Quality child day care



Comparative country data urgently needed

### Security and safety



## Facilitating environments

### Policies

✗	Paid maternity leave	✗	Paid paternity leave
✓	National minimum wage		
✗	Child and family social protection		
✓	International Code of Marketing of Breastmilk Substitutes		

### International conventions

✓	Convention on the Rights of the Child
✓	Convention on the Rights of Persons with Disabilities
✓	CRC Optional Protocol on the Sale of Children, Child Prostitution and Child Pornography
✓	Hague Convention on Protection of Children and Cooperation in Respect of Intercountry Adoption



## Algeria

*Countdown to 2030*

Women's, Children's & Adolescents' Health

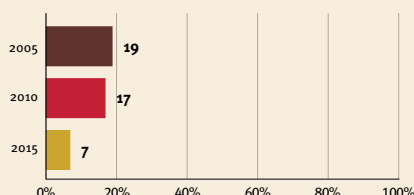
### Demographics

Population (2019)	43,053,000
Annual births	1,012,000
Children under 5 (2019)	5,025,000 (12%)
Under-five mortality	23/1 000

### Threats to Early Childhood Development

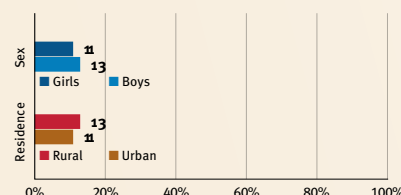
Maternal mortality	112/100 000	Young mothers (births by 18y)	1%
Low birthweight	7%	Preterm births	7%
Child poverty	0%	Under-five stunting	12%
Violent discipline	84%	Inadequate supervision	6%

### Young children at risk of poor development




At risk in 2005, 2010 and 2015, using a composite indicator of under-five stunting or poverty

### Risk by sex and residence



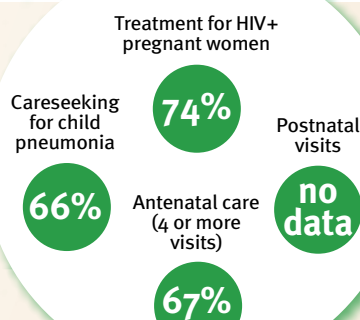
### Lifetime cost of growth deficit in early childhood



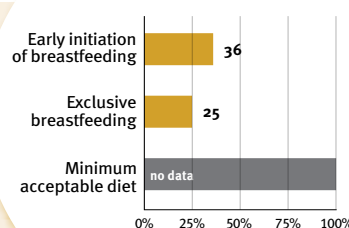
## Support and services for early childhood development: Nurturing care

Parents and caregivers need a facilitating environment of laws, policies, services and community support to assist them in providing their young children with nurturing care.


### Health



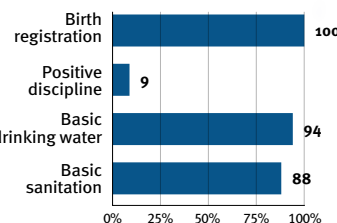
### Nutrition



### Early learning



### Security and safety



### Responsive caregiving

Public information about ECD  
Parental mental health  
Parent support (groups, home visits)  
Quality child day care

?

Comparative country data urgently needed

## Facilitating environments

### Policies

✓	Paid maternity leave	✓	Paid paternity leave
✓	National minimum wage		
✗	Child and family social protection		
✗	International Code of Marketing of Breastmilk Substitutes		

### International conventions

✓	Convention on the Rights of the Child
✓	Convention on the Rights of Persons with Disabilities
✓	CRC Optional Protocol on the Sale of Children, Child Prostitution and Child Pornography
✗	Hague Convention on Protection of Children and Cooperation in Respect of Intercountry Adoption



## American Samoa

*Countdown to 2030*

Women's, Children's & Adolescents' Health

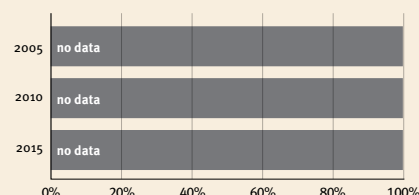
### Demographics

Population (2019)	no data
Annual births	no data
Children under 5 (2019)	no data
Under-five mortality	no data

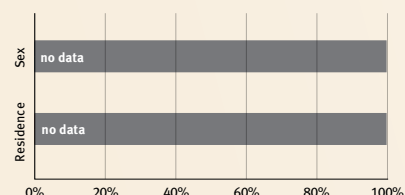
### Threats to Early Childhood Development

Maternal mortality	no data	Young mothers (births by 18y)	no data
Low birthweight	no data	Preterm births	no data
Child poverty	no data	Under-five stunting	no data
Violent discipline	no data	Inadequate supervision	no data


### Young children at risk of poor development



### Risk by sex and residence



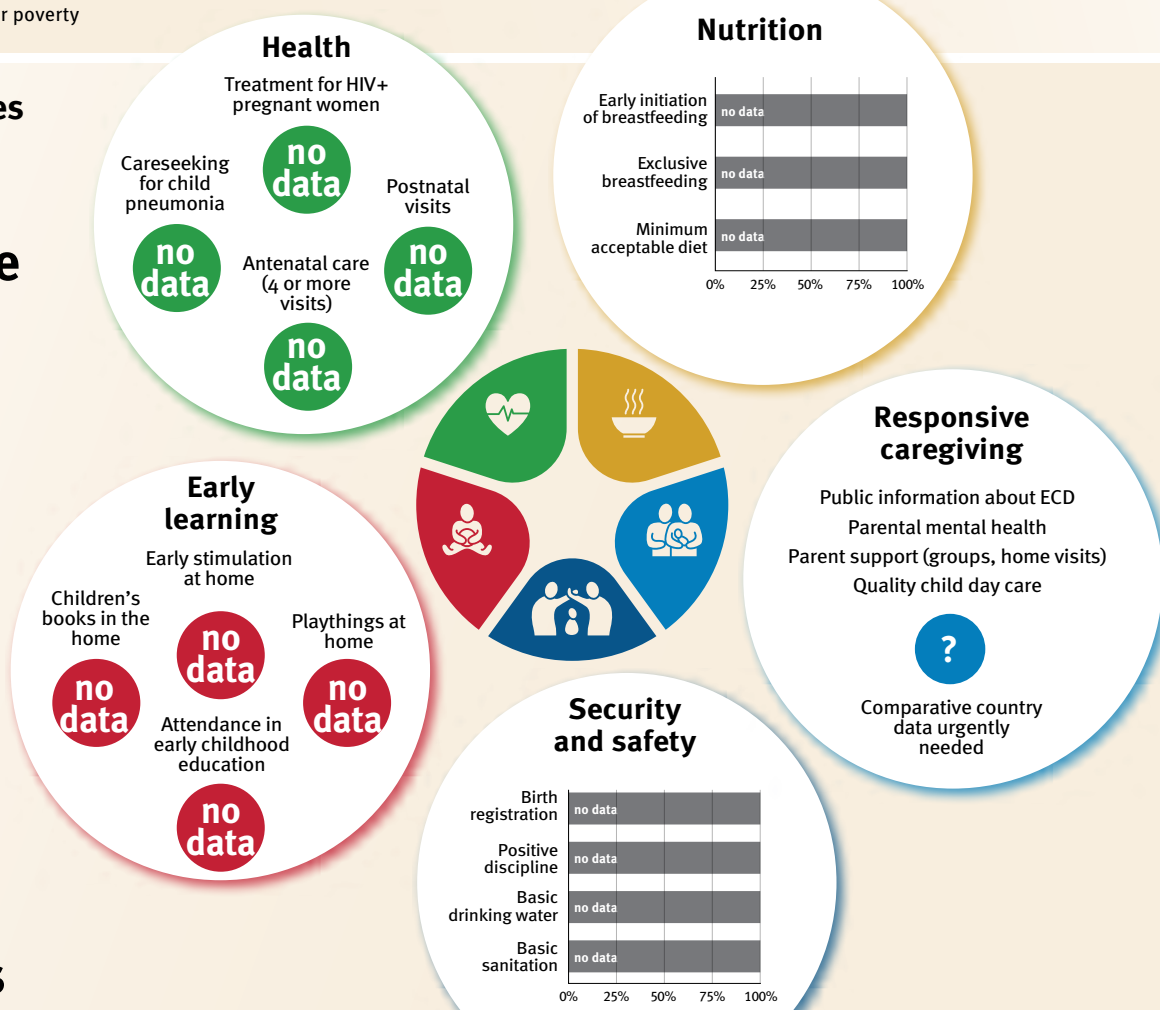
### Lifetime cost of growth deficit in early childhood



At risk in 2005, 2010 and 2015, using a composite indicator of under-five stunting or poverty

## Support and services for early childhood development: Nurturing care

Parents and caregivers need a facilitating environment of laws, policies, services and community support to assist them in providing their young children with nurturing care.



## Facilitating environments

Policies			
no data	Paid maternity leave	no data	Paid paternity leave
no data	National minimum wage		
X	Child and family social protection		
no data	International Code of Marketing of Breastmilk Substitutes		

International conventions	
no data	Convention on the Rights of the Child
no data	Convention on the Rights of Persons with Disabilities
no data	CRC Optional Protocol on the Sale of Children, Child Prostitution and Child Pornography
no data	Hague Convention on Protection of Children and Cooperation in Respect of Intercountry Adoption



## Angola

*Countdown to 2030*

Women's, Children's & Adolescents' Health

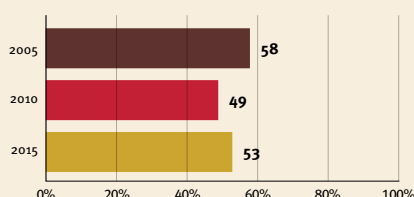
### Demographics

Population (2019)	31,825,000
Annual births	1,283,000
Children under 5 (2019)	5,670,000 (18%)
Under-five mortality	77/1 000

### Threats to Early Childhood Development

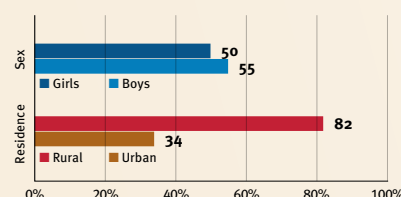
Maternal mortality	241/100 000	Young mothers (births by 18y)	38%
Low birthweight	15%	Preterm births	13%
Child poverty	29%	Under-five stunting	38%
Violent discipline	no data	Inadequate supervision	no data

### Young children at risk of poor development




At risk in 2005, 2010 and 2015, using a composite indicator of under-five stunting or poverty

### Risk by sex and residence

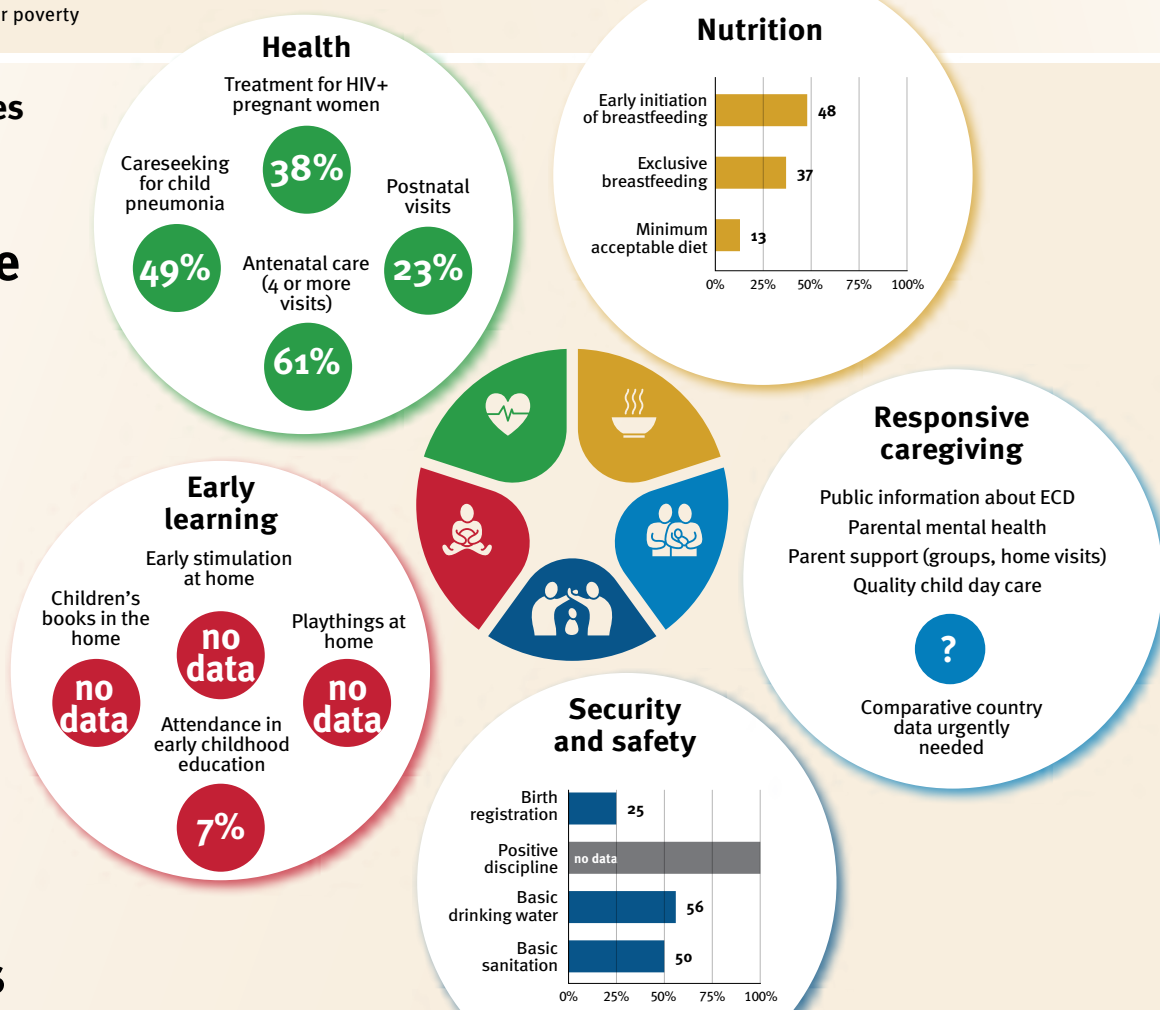


### Lifetime cost of growth deficit in early childhood



## Support and services for early childhood development: Nurturing care

Parents and caregivers need a facilitating environment of laws, policies, services and community support to assist them in providing their young children with nurturing care.



## Facilitating environments

Policies	
✗ Paid maternity leave	✓ Paid paternity leave
✓ National minimum wage	
✗ Child and family social protection	
✗ International Code of Marketing of Breastmilk Substitutes	

International conventions	
✓ Convention on the Rights of the Child	
✓ Convention on the Rights of Persons with Disabilities	
✓ CRC Optional Protocol on the Sale of Children, Child Prostitution and Child Pornography	
✗ Hague Convention on Protection of Children and Cooperation in Respect of Intercountry Adoption	





## Argentina

*Countdown to 2030*

Women's, Children's & Adolescents' Health

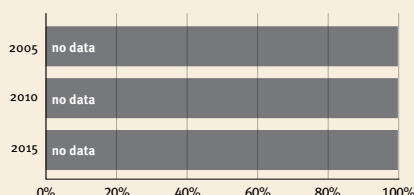
### Demographics

Population (2019)	44,780,677
Annual births	753,596
Children under 5 (2019)	3,741,888 (8%)
Under-five mortality	10/1 000

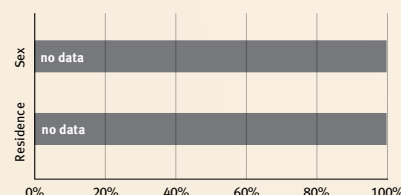
### Threats to Early Childhood Development

Maternal mortality	39/100 000	Young mothers (births by 18y)	12%
Low birthweight	7%	Preterm births	8%
Child poverty	no data	Under-five stunting	8%
Violent discipline	73%	Inadequate supervision	8%


### Young children at risk of poor development



### Risk by sex and residence



### Lifetime cost of growth deficit in early childhood

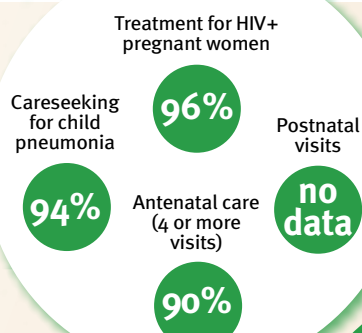


At risk in 2005, 2010 and 2015, using a composite indicator of under-five stunting or poverty

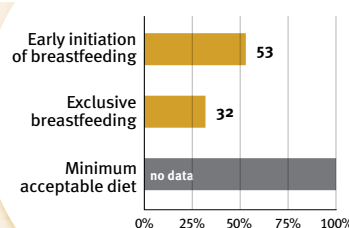
## Support and services for early childhood development: Nurturing care

Parents and caregivers need a facilitating environment of laws, policies, services and community support to assist them in providing their young children with nurturing care.


### Health



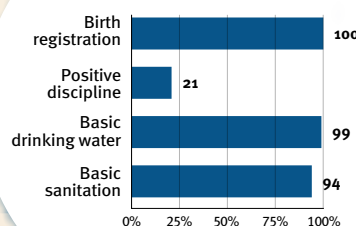
### Nutrition



### Early learning



### Security and safety



### Responsive caregiving

Public information about ECD  
Parental mental health  
Parent support (groups, home visits)  
Quality child day care



Comparative country data urgently needed

## Facilitating environments

### Policies

✗	Paid maternity leave	✓	Paid paternity leave
✓	National minimum wage		
✓	Child and family social protection		
✗	International Code of Marketing of Breastmilk Substitutes		

### International conventions

✓	Convention on the Rights of the Child
✓	Convention on the Rights of Persons with Disabilities
✓	CRC Optional Protocol on the Sale of Children, Child Prostitution and Child Pornography
✗	Hague Convention on Protection of Children and Cooperation in Respect of Intercountry Adoption



## Armenia

*Countdown to 2030*

Women's, Children's & Adolescents' Health

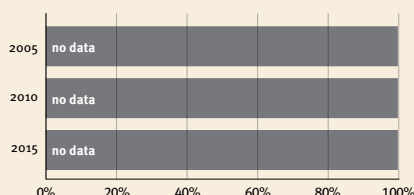
### Demographics

Population (2019)	2,958,000
Annual births	40,000
Children under 5 (2019)	208,000 (7%)
Under-five mortality	12/1 000

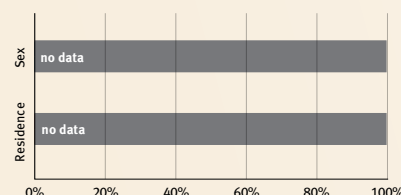
### Threats to Early Childhood Development

Maternal mortality	26/100 000	Young mothers (births by 18y)	1%
Low birthweight	9%	Preterm births	11%
Child poverty	1%	Under-five stunting	9%
Violent discipline	62%	Inadequate supervision	no data


### Young children at risk of poor development



### Risk by sex and residence



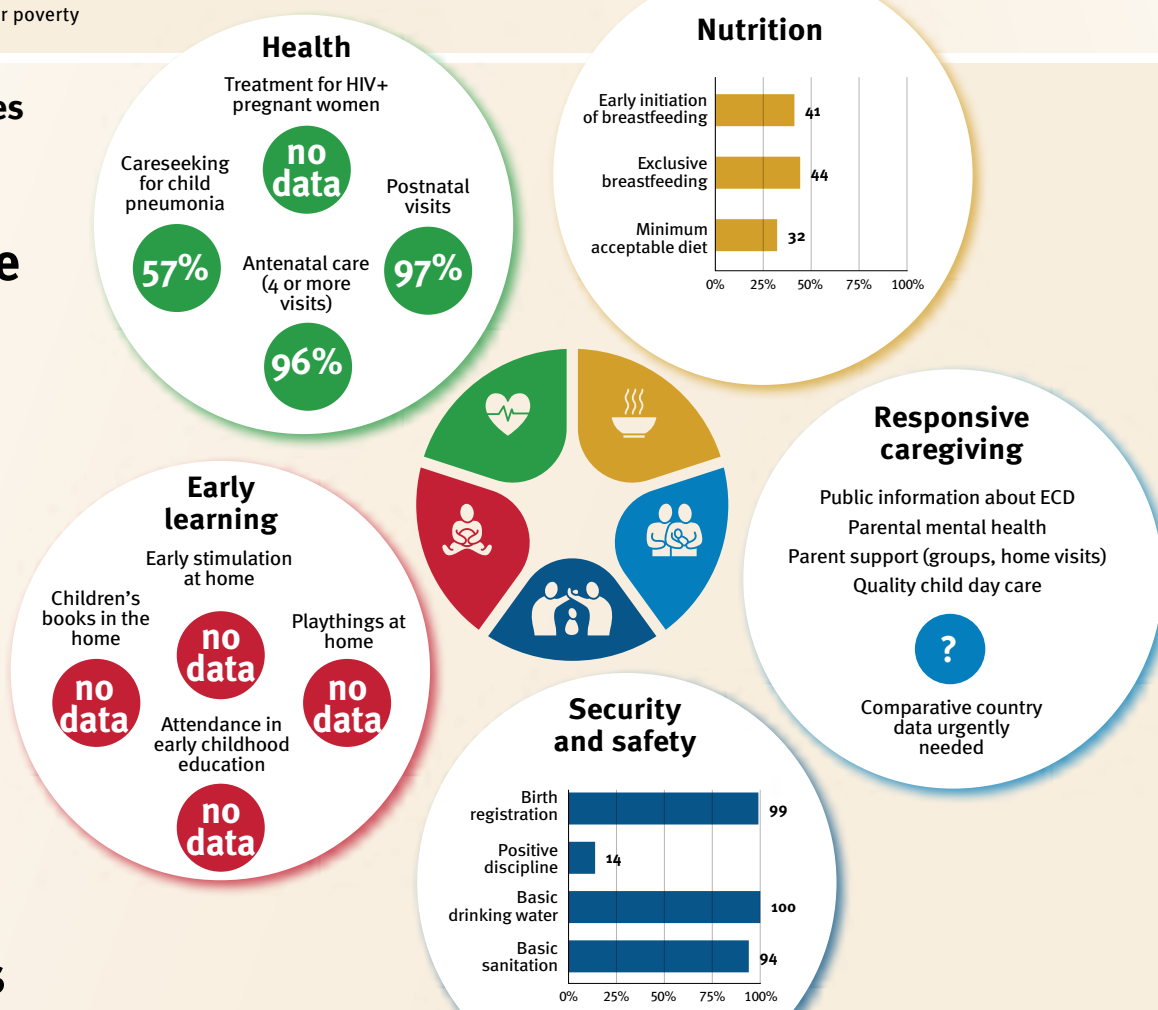
### Lifetime cost of growth deficit in early childhood



At risk in 2005, 2010 and 2015, using a composite indicator of under-five stunting or poverty

## Support and services for early childhood development: Nurturing care

Parents and caregivers need a facilitating environment of laws, policies, services and community support to assist them in providing their young children with nurturing care.



## Facilitating environments

Policies	
✓ Paid maternity leave	✓ Paid paternity leave
✓ National minimum wage	
✓ Child and family social protection	
✓ International Code of Marketing of Breastmilk Substitutes	

International conventions	
✓ Convention on the Rights of the Child	
✓ Convention on the Rights of Persons with Disabilities	
✓ CRC Optional Protocol on the Sale of Children, Child Prostitution and Child Pornography	
✓ Hague Convention on Protection of Children and Cooperation in Respect of Intercountry Adoption	



## Azerbaijan

**Countdown to 2030**

Women's, Children's & Adolescents' Health

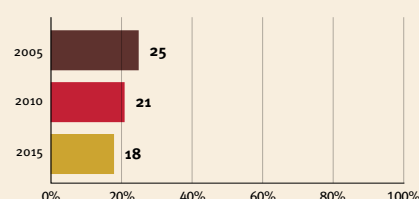
### Demographics

Population (2019)	10,048,000
Annual births	162,000
Children under 5 (2019)	848,000 (8%)
Under-five mortality	22/1 000

### Threats to Early Childhood Development

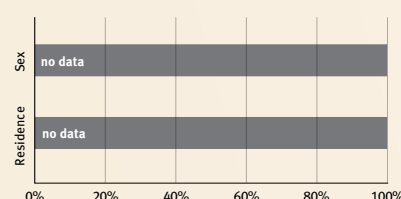
Maternal mortality	26/100 000	Young mothers (births by 18y)	4%
Low birthweight	7%	Preterm births	9%
Child poverty	0%	Under-five stunting	18%
Violent discipline	75%	Inadequate supervision	no data

### Young children at risk of poor development




At risk in 2005, 2010 and 2015, using a composite indicator of under-five stunting or poverty

### Risk by sex and residence



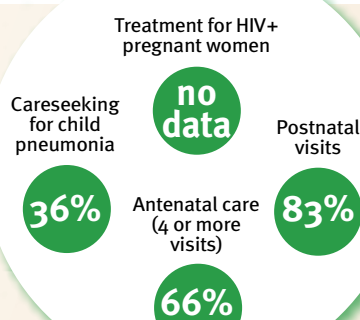
### Lifetime cost of growth deficit in early childhood



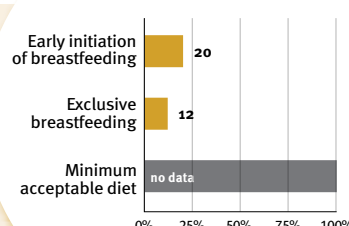
## Support and services for early childhood development: Nurturing care

Parents and caregivers need a facilitating environment of laws, policies, services and community support to assist them in providing their young children with nurturing care.


### Health



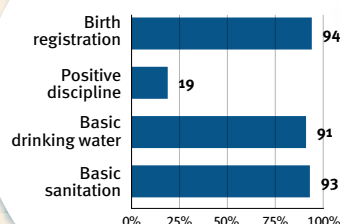
### Nutrition



### Early learning



### Security and safety



### Responsive caregiving

Public information about ECD  
Parental mental health  
Parent support (groups, home visits)  
Quality child day care



Comparative country data urgently needed

## Facilitating environments

### Policies

✓ Paid maternity leave	✓ Paid paternity leave
✓ National minimum wage	
✓ Child and family social protection	
✓ International Code of Marketing of Breastmilk Substitutes	

### International conventions

✓ Convention on the Rights of the Child
✓ Convention on the Rights of Persons with Disabilities
✓ CRC Optional Protocol on the Sale of Children, Child Prostitution and Child Pornography
✓ Hague Convention on Protection of Children and Cooperation in Respect of Intercountry Adoption





## Bangladesh

*Countdown to 2030*

Women's, Children's & Adolescents' Health

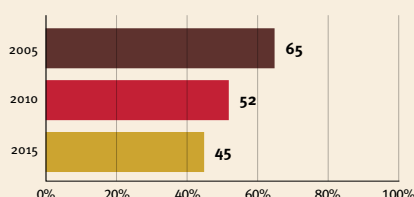
### Demographics

Population (2019)	163,046,000
Annual births	2,913,000
Children under 5 (2019)	14,419,000 (9%)
Under-five mortality	30/1 000

### Threats to Early Childhood Development

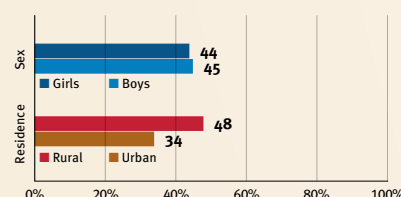
Maternal mortality	173/100 000	Young mothers (births by 18y)	36%
Low birthweight	28%	Preterm births	14%
Child poverty	22%	Under-five stunting	36%
Violent discipline	78%	Inadequate supervision	12%

### Young children at risk of poor development




At risk in 2005, 2010 and 2015, using a composite indicator of under-five stunting or poverty

### Risk by sex and residence



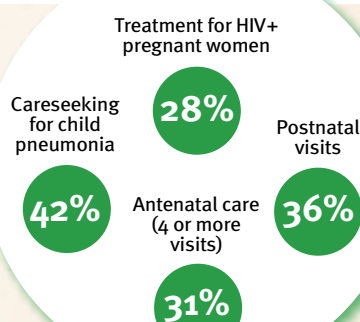
### Lifetime cost of growth deficit in early childhood



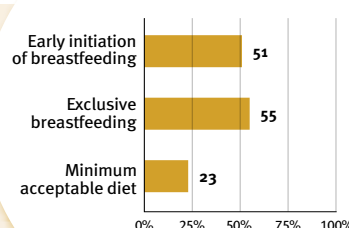
## Support and services for early childhood development: Nurturing care

Parents and caregivers need a facilitating environment of laws, policies, services and community support to assist them in providing their young children with nurturing care.

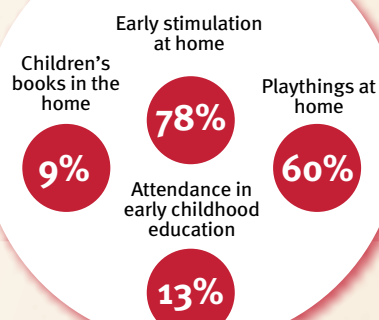
### Health



### Nutrition



### Early learning



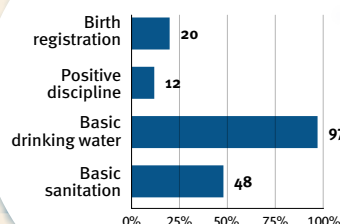
### Responsive caregiving

Public information about ECD  
Parental mental health  
Parent support (groups, home visits)  
Quality child day care



Comparative country data urgently needed

### Security and safety



## Facilitating environments

### Policies

✓	Paid maternity leave	✗	Paid paternity leave
✗	National minimum wage		
✗	Child and family social protection		
✓	International Code of Marketing of Breastmilk Substitutes		

### International conventions

✓	Convention on the Rights of the Child
✓	Convention on the Rights of Persons with Disabilities
✓	CRC Optional Protocol on the Sale of Children, Child Prostitution and Child Pornography
✗	Hague Convention on Protection of Children and Cooperation in Respect of Inter-country Adoption



## Belarus

*Countdown to 2030*

Women's, Children's & Adolescents' Health

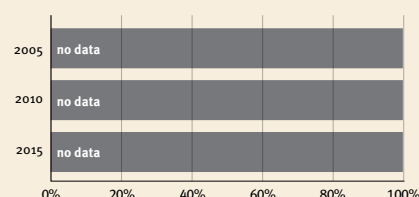
### Demographics

Population (2019)	9,452,000
Annual births	110,000
Children under 5 (2019)	556,000 (6%)
Under-five mortality	3/1 000

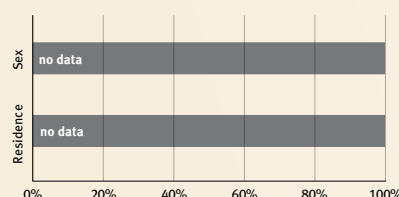
### Threats to Early Childhood Development

Maternal mortality	2/100 000	Young mothers (births by 18y)	3%
Low birthweight	5%	Preterm births	4%
Child poverty	no data	Under-five stunting	4%
Violent discipline	68%	Inadequate supervision	4%


### Young children at risk of poor development



### Risk by sex and residence



### Lifetime cost of growth deficit in early childhood

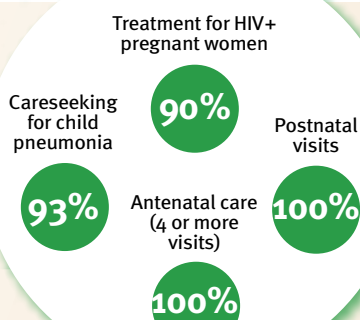


At risk in 2005, 2010 and 2015, using a composite indicator of under-five stunting or poverty

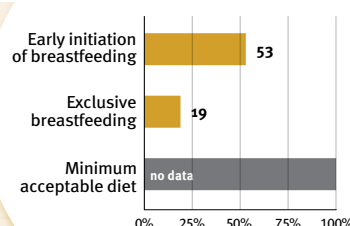
## Support and services for early childhood development: Nurturing care

Parents and caregivers need a facilitating environment of laws, policies, services and community support to assist them in providing their young children with nurturing care.

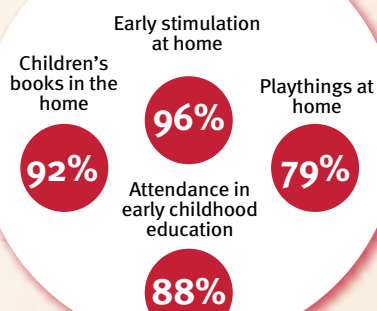
### Health



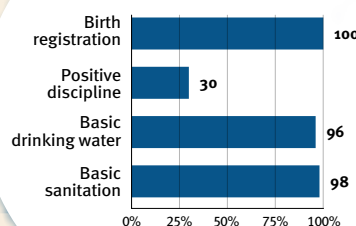
### Nutrition



### Early learning



### Security and safety



### Responsive caregiving

Public information about ECD  
Parental mental health  
Parent support (groups, home visits)  
Quality child day care



Comparative country data urgently needed

## Facilitating environments

### Policies

✓	Paid maternity leave	✓	Paid paternity leave
✓	National minimum wage		
✓	Child and family social protection		
✗	International Code of Marketing of Breastmilk Substitutes		

### International conventions

✓	Convention on the Rights of the Child
✓	Convention on the Rights of Persons with Disabilities
✓	CRC Optional Protocol on the Sale of Children, Child Prostitution and Child Pornography
✓	Hague Convention on Protection of Children and Cooperation in Respect of Intercountry Adoption



## Belize

*Countdown to 2030*

Women's, Children's & Adolescents' Health

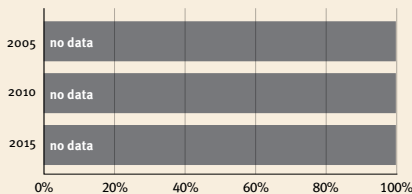
### Demographics

Population (2019)	390,000
Annual births	8,000
Children under 5 (2019)	39,000 (10%)
Under-five mortality	13/1 000

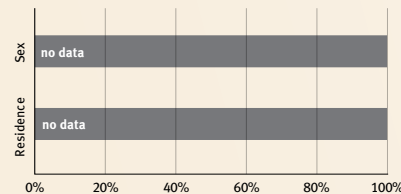
### Threats to Early Childhood Development

Maternal mortality	36/100 000	Young mothers (births by 18y)	17%
Low birthweight	9%	Preterm births	10%
Child poverty	no data	Under-five stunting	15%
Violent discipline	63%	Inadequate supervision	13%


### Young children at risk of poor development



### Risk by sex and residence



### Lifetime cost of growth deficit in early childhood

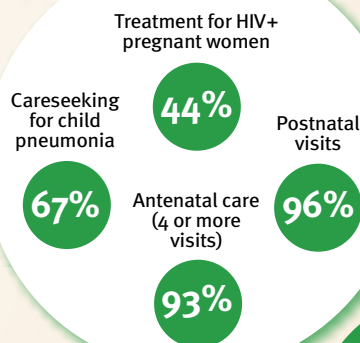


At risk in 2005, 2010 and 2015, using a composite indicator of under-five stunting or poverty

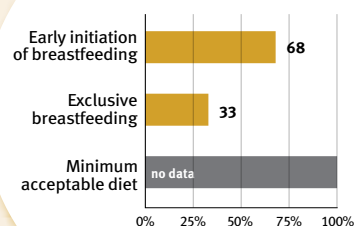
## Support and services for early childhood development: Nurturing care

Parents and caregivers need a facilitating environment of laws, policies, services and community support to assist them in providing their young children with nurturing care.

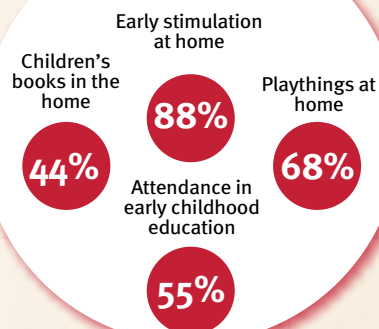
### Health



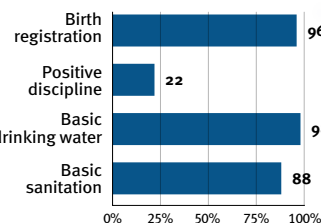
### Nutrition



### Early learning



### Security and safety



### Responsive caregiving

Public information about ECD  
Parental mental health  
Parent support (groups, home visits)  
Quality child day care

?

Comparative country data urgently needed

## Facilitating environments

### Policies

✓	Paid maternity leave	✗	Paid paternity leave
✓	National minimum wage		
✗	Child and family social protection		
✗	International Code of Marketing of Breastmilk Substitutes		

### International conventions

✓	Convention on the Rights of the Child
✓	Convention on the Rights of Persons with Disabilities
✓	CRC Optional Protocol on the Sale of Children, Child Prostitution and Child Pornography
✓	Hague Convention on Protection of Children and Cooperation in Respect of Intercountry Adoption



## Benin

*Countdown to 2030*

Women's, Children's & Adolescents' Health

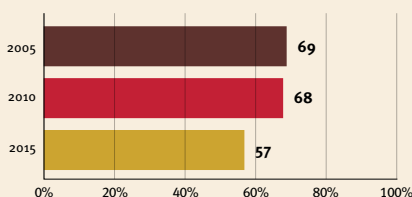
### Demographics

Population (2019)	11,801,000
Annual births	423,000
Children under 5 (2019)	1,874,000 (16%)
Under-five mortality	93/1 000

### Threats to Early Childhood Development

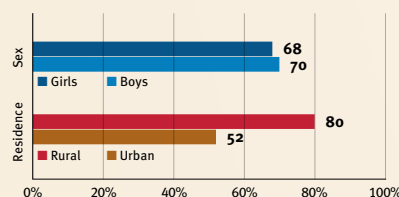
Maternal mortality	397/100 000	Young mothers (births by 18y)	19%
Low birthweight	17%	Preterm births	11%
Child poverty	50%	Under-five stunting	32%
Violent discipline	87%	Inadequate supervision	29%

### Young children at risk of poor development




At risk in 2005, 2010 and 2015, using a composite indicator of under-five stunting or poverty

### Risk by sex and residence



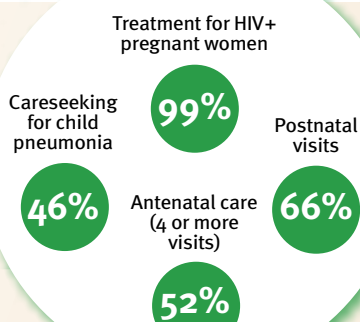
### Lifetime cost of growth deficit in early childhood



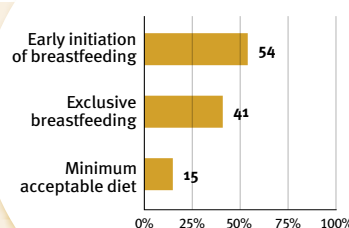
## Support and services for early childhood development: Nurturing care

Parents and caregivers need a facilitating environment of laws, policies, services and community support to assist them in providing their young children with nurturing care.


### Health



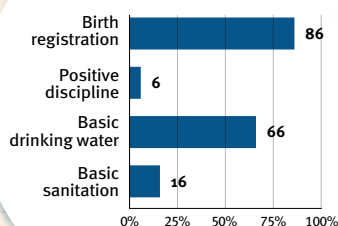
### Nutrition



### Early learning



### Security and safety



### Responsive caregiving

Public information about ECD  
Parental mental health  
Parent support (groups, home visits)  
Quality child day care

?

Comparative country data urgently needed

## Facilitating environments

### Policies

✓	Paid maternity leave	✓	Paid paternity leave
✓	National minimum wage		
✗	Child and family social protection		
✓	International Code of Marketing of Breastmilk Substitutes		

### International conventions

✓	Convention on the Rights of the Child
✓	Convention on the Rights of Persons with Disabilities
✓	CRC Optional Protocol on the Sale of Children, Child Prostitution and Child Pornography
✓	Hague Convention on Protection of Children and Cooperation in Respect of Inter-country Adoption



## Bhutan

*Countdown to 2030*

Women's, Children's & Adolescents' Health

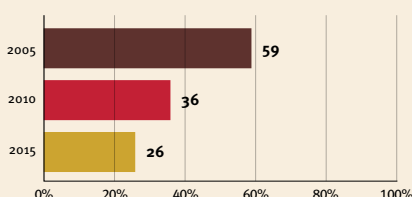
### Demographics

Population (2019)	763,000
Annual births	13,000
Children under 5 (2019)	64,000 (8%)
Under-five mortality	30/1 000

### Threats to Early Childhood Development

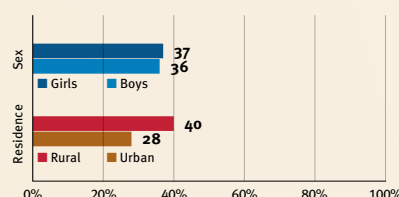
Maternal mortality	183/100 000	Young mothers (births by 18y)	15%
Low birthweight	12%	Preterm births	10%
Child poverty	5%	Under-five stunting	34%
Violent discipline	no data	Inadequate supervision	14%

### Young children at risk of poor development




At risk in 2005, 2010 and 2015, using a composite indicator of under-five stunting or poverty

### Risk by sex and residence



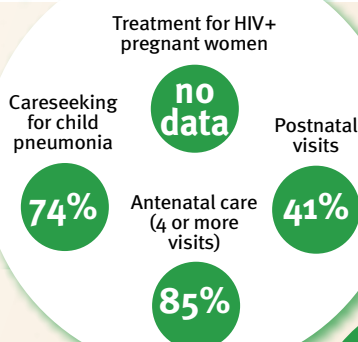
### Lifetime cost of growth deficit in early childhood



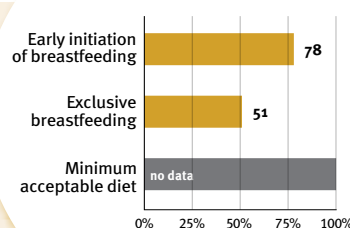
## Support and services for early childhood development: Nurturing care

Parents and caregivers need a facilitating environment of laws, policies, services and community support to assist them in providing their young children with nurturing care.


### Health



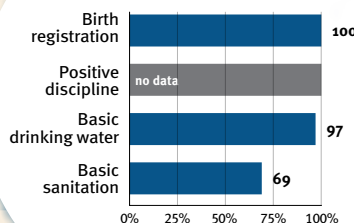
### Nutrition



### Early learning



### Security and safety



### Responsive caregiving

Public information about ECD  
Parental mental health  
Parent support (groups, home visits)  
Quality child day care

?

Comparative country data urgently needed

## Facilitating environments

### Policies

no data	Paid maternity leave	✓	Paid paternity leave
✓	National minimum wage		
✗	Child and family social protection		
✗	International Code of Marketing of Breastmilk Substitutes		

### International conventions

✓	Convention on the Rights of the Child
✓	Convention on the Rights of Persons with Disabilities
✓	CRC Optional Protocol on the Sale of Children, Child Prostitution and Child Pornography
✗	Hague Convention on Protection of Children and Cooperation in Respect of Intercountry Adoption





## Bolivia (Plurinational State of)

*Countdown to 2030*

Women's, Children's & Adolescents' Health

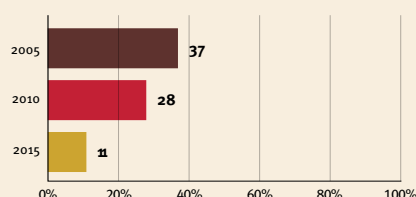
### Demographics

Population (2019)	11,513,000
Annual births	247,000
Children under 5 (2019)	1,187,000 (10%)
Under-five mortality	27/1 000

### Threats to Early Childhood Development

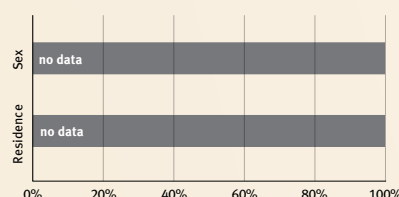
Maternal mortality	155/100 000	Young mothers (births by 18y)	20%
Low birthweight	7%	Preterm births	9%
Child poverty	15%	Under-five stunting	16%
Violent discipline	no data	Inadequate supervision	no data

### Young children at risk of poor development




At risk in 2005, 2010 and 2015, using a composite indicator of under-five stunting or poverty

### Risk by sex and residence



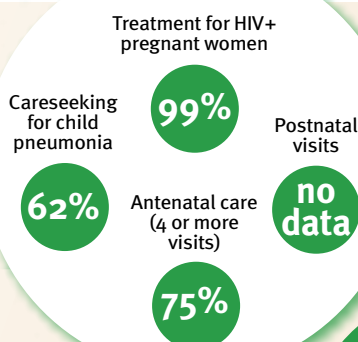
### Lifetime cost of growth deficit in early childhood



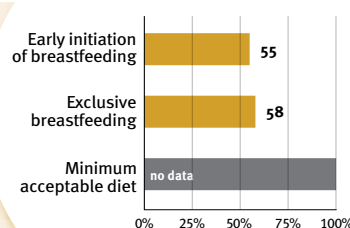
## Support and services for early childhood development: Nurturing care

Parents and caregivers need a facilitating environment of laws, policies, services and community support to assist them in providing their young children with nurturing care.

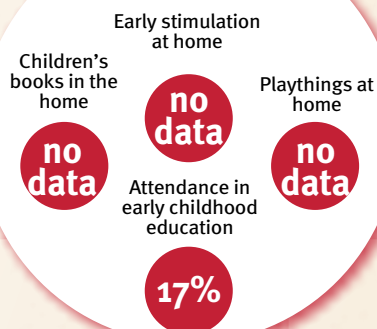
### Health



### Nutrition



### Early learning



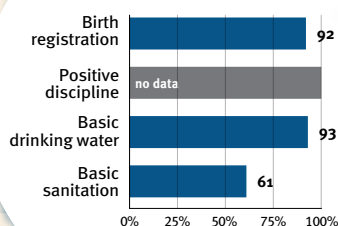
### Responsive caregiving

Public information about ECD  
Parental mental health  
Parent support (groups, home visits)  
Quality child day care

?

Comparative country data urgently needed

### Security and safety



## Facilitating environments

### Policies

✗	Paid maternity leave	✓	Paid paternity leave
✓	National minimum wage		
✓	Child and family social protection		
✓	International Code of Marketing of Breastmilk Substitutes		

### International conventions

✓	Convention on the Rights of the Child
✓	Convention on the Rights of Persons with Disabilities
✓	CRC Optional Protocol on the Sale of Children, Child Prostitution and Child Pornography
✓	Hague Convention on Protection of Children and Cooperation in Respect of Intercountry Adoption



## Bosnia and Herzegovina

*Countdown to 2030*

Women's, Children's & Adolescents' Health

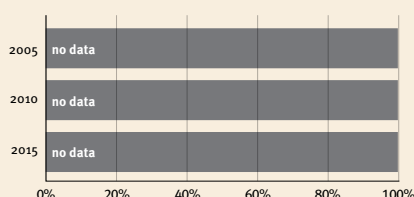
### Demographics

Population (2019)	3,301,000
Annual births	26,000
Children under 5 (2019)	138,000 (4%)
Under-five mortality	6/1 000

### Threats to Early Childhood Development

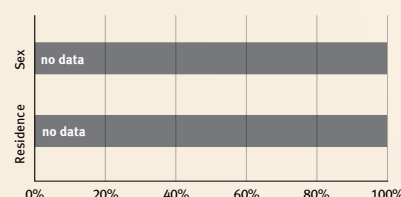
Maternal mortality	10/100 000	Young mothers (births by 18y)	no data
Low birthweight	3%	Preterm births	8%
Child poverty	no data	Under-five stunting	9%
Violent discipline	55%	Inadequate supervision	2%

### Young children at risk of poor development




At risk in 2005, 2010 and 2015, using a composite indicator of under-five stunting or poverty

### Risk by sex and residence



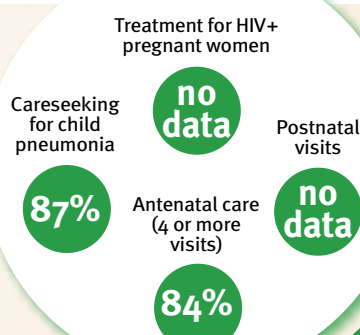
### Lifetime cost of growth deficit in early childhood



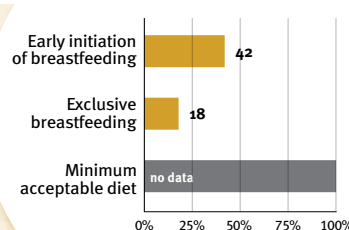
## Support and services for early childhood development: Nurturing care

Parents and caregivers need a facilitating environment of laws, policies, services and community support to assist them in providing their young children with nurturing care.


### Health



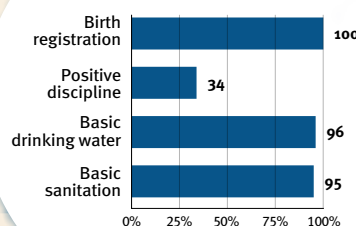
### Nutrition



### Early learning



### Security and safety



### Responsive caregiving

Public information about ECD  
Parental mental health  
Parent support (groups, home visits)  
Quality child day care



Comparative country data urgently needed

## Facilitating environments

### Policies

✓	Paid maternity leave	✓	Paid paternity leave
✓	National minimum wage		
✗	Child and family social protection		
✗	International Code of Marketing of Breastmilk Substitutes		

### International conventions

✓	Convention on the Rights of the Child
✓	Convention on the Rights of Persons with Disabilities
✓	CRC Optional Protocol on the Sale of Children, Child Prostitution and Child Pornography
✗	Hague Convention on Protection of Children and Cooperation in Respect of Intercountry Adoption



## Botswana

*Countdown to 2030*

Women's, Children's & Adolescents' Health

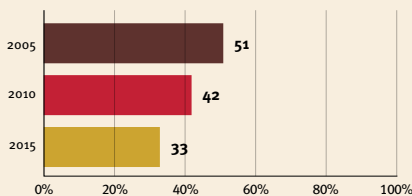
### Demographics

Population (2019)	2,304,000
Annual births	56,000
Children under 5 (2019)	272,000 (12%)
Under-five mortality	36/1 000

### Threats to Early Childhood Development

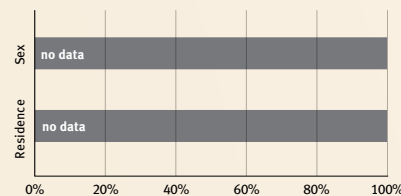
Maternal mortality	144/100 000	Young mothers (births by 18y)	no data
Low birthweight	16%	Preterm births	15%
Child poverty	no data	Under-five stunting	31%
Violent discipline	no data	Inadequate supervision	no data

### Young children at risk of poor development




At risk in 2005, 2010 and 2015, using a composite indicator of under-five stunting or poverty

### Risk by sex and residence



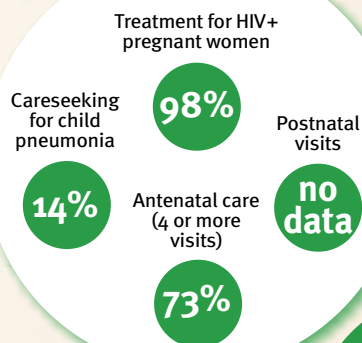
### Lifetime cost of growth deficit in early childhood



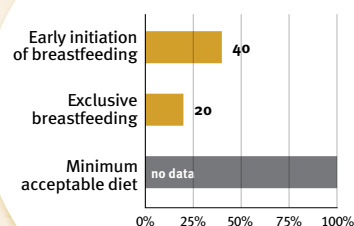
## Support and services for early childhood development: Nurturing care

Parents and caregivers need a facilitating environment of laws, policies, services and community support to assist them in providing their young children with nurturing care.

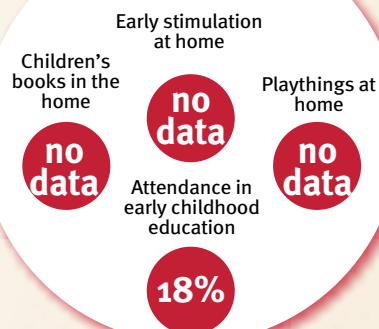
### Health



### Nutrition



### Early learning



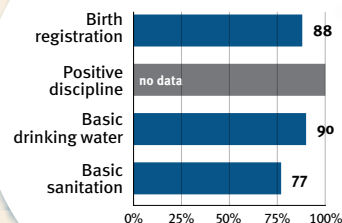
### Responsive caregiving

Public information about ECD  
Parental mental health  
Parent support (groups, home visits)  
Quality child day care

?

Comparative country data urgently needed

### Security and safety



## Facilitating environments

### Policies

✗	Paid maternity leave	✗	Paid paternity leave
✓	National minimum wage		
✓	Child and family social protection		
✓	International Code of Marketing of Breastmilk Substitutes		

### International conventions

✓	Convention on the Rights of the Child
no data	Convention on the Rights of Persons with Disabilities
✓	CRC Optional Protocol on the Sale of Children, Child Prostitution and Child Pornography
✗	Hague Convention on Protection of Children and Cooperation in Respect of Intercountry Adoption





## Brazil

*Countdown to 2030*

Women's, Children's & Adolescents' Health

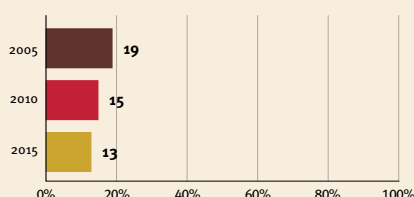
### Demographics

Population (2019)	211,050,000
Annual births	2,890,000
Children under 5 (2019)	14,572,000 (7%)
Under-five mortality	14/1 000

### Threats to Early Childhood Development

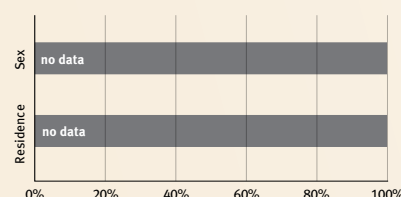
Maternal mortality	60/100 000	Young mothers (births by 18y)	no data
Low birthweight	8%	Preterm births	9%
Child poverty	no data	Under-five stunting	7%
Violent discipline	no data	Inadequate supervision	no data

### Young children at risk of poor development




At risk in 2005, 2010 and 2015, using a composite indicator of under-five stunting or poverty

### Risk by sex and residence



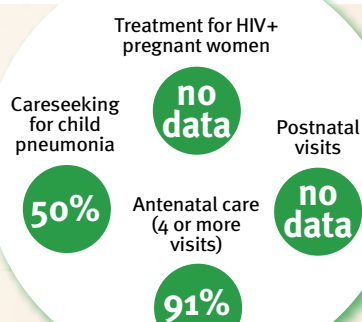
### Lifetime cost of growth deficit in early childhood



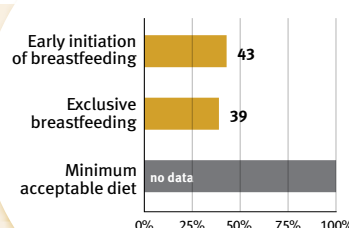
## Support and services for early childhood development: Nurturing care

Parents and caregivers need a facilitating environment of laws, policies, services and community support to assist them in providing their young children with nurturing care.

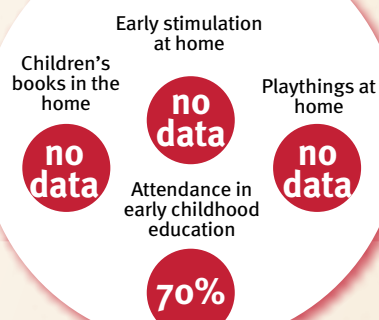
### Health



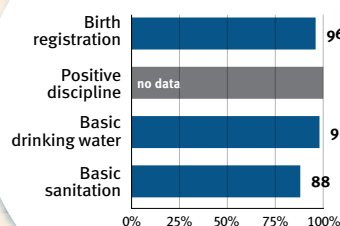
### Nutrition



### Early learning



### Security and safety



### Responsive caregiving

Public information about ECD  
Parental mental health  
Parent support (groups, home visits)  
Quality child day care



Comparative country data urgently needed

## Facilitating environments

### Policies

✓ Paid maternity leave	✓ Paid paternity leave
✓ National minimum wage	
✓ Child and family social protection	
✓ International Code of Marketing of Breastmilk Substitutes	

### International conventions

✓ Convention on the Rights of the Child
✓ Convention on the Rights of Persons with Disabilities
✓ CRC Optional Protocol on the Sale of Children, Child Prostitution and Child Pornography
✓ Hague Convention on Protection of Children and Cooperation in Respect of Intercountry Adoption



## Bulgaria

*Countdown to 2030*

Women's, Children's & Adolescents' Health

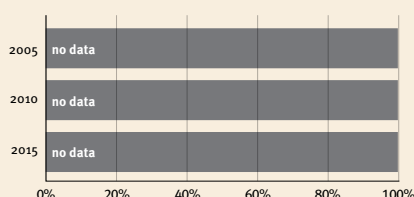
### Demographics

Population (2019)	7,000,000
Annual births	62,000
Children under 5 (2019)	315,000 (5%)
Under-five mortality	7/1 000

### Threats to Early Childhood Development

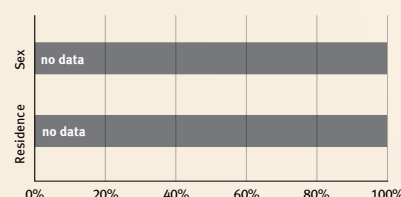
Maternal mortality	10/100 000	Young mothers (births by 18y)	5%
Low birthweight	10%	Preterm births	8%
Child poverty	no data	Under-five stunting	9%
Violent discipline	no data	Inadequate supervision	no data

### Young children at risk of poor development




At risk in 2005, 2010 and 2015, using a composite indicator of under-five stunting or poverty

### Risk by sex and residence

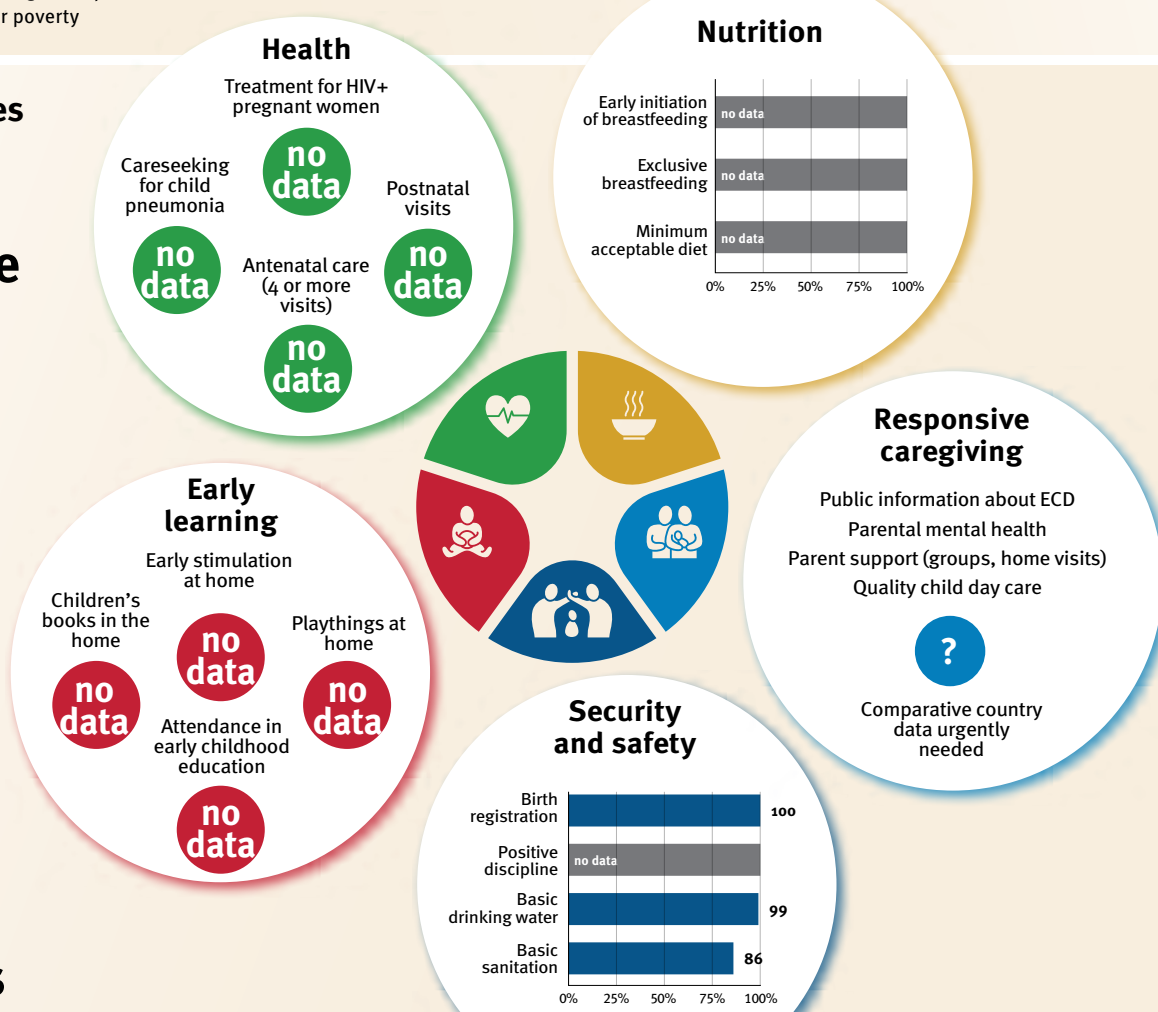


### Lifetime cost of growth deficit in early childhood



## Support and services for early childhood development: Nurturing care

Parents and caregivers need a facilitating environment of laws, policies, services and community support to assist them in providing their young children with nurturing care.



## Facilitating environments

Policies		
✗	Paid maternity leave	✓ Paid paternity leave
✓	National minimum wage	
✓	Child and family social protection	
✗	International Code of Marketing of Breastmilk Substitutes	

International conventions	
✓	Convention on the Rights of the Child
✓	Convention on the Rights of Persons with Disabilities
✓	CRC Optional Protocol on the Sale of Children, Child Prostitution and Child Pornography
✓	Hague Convention on Protection of Children and Cooperation in Respect of Intercountry Adoption



## Burkina Faso

*Countdown to 2030*

Women's, Children's & Adolescents' Health

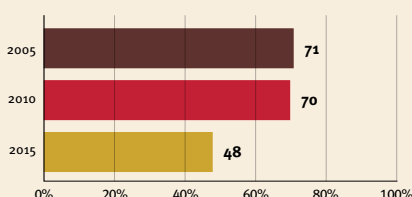
### Demographics

Population (2019)	20,321,000
Annual births	762,000
Children under 5 (2019)	3,408,000 (17%)
Under-five mortality	76/1 000

### Threats to Early Childhood Development

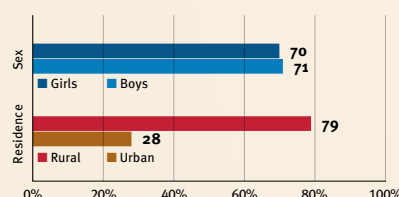
Maternal mortality	320/100 000	Young mothers (births by 18y)	28%
Low birthweight	13%	Preterm births	11%
Child poverty	59%	Under-five stunting	21%
Violent discipline	77%	Inadequate supervision	no data

### Young children at risk of poor development




At risk in 2005, 2010 and 2015, using a composite indicator of under-five stunting or poverty

### Risk by sex and residence



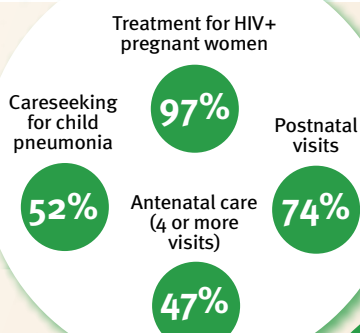
### Lifetime cost of growth deficit in early childhood



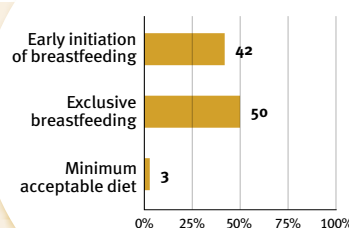
## Support and services for early childhood development: Nurturing care

Parents and caregivers need a facilitating environment of laws, policies, services and community support to assist them in providing their young children with nurturing care.

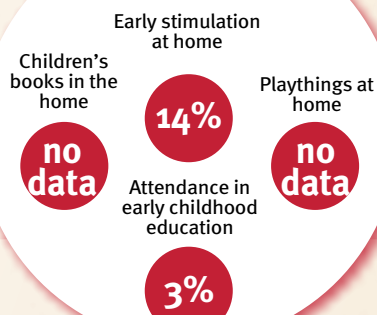
### Health



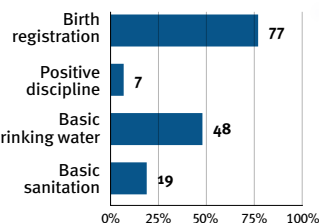
### Nutrition



### Early learning



### Security and safety



### Responsive caregiving

Public information about ECD  
Parental mental health  
Parent support (groups, home visits)  
Quality child day care

?

Comparative country data urgently needed

## Facilitating environments

### Policies

✓ Paid maternity leave	✗ Paid paternity leave
✓ National minimum wage	
✗ Child and family social protection	
✓ International Code of Marketing of Breastmilk Substitutes	

### International conventions

✓ Convention on the Rights of the Child
✓ Convention on the Rights of Persons with Disabilities
✓ CRC Optional Protocol on the Sale of Children, Child Prostitution and Child Pornography
✓ Hague Convention on Protection of Children and Cooperation in Respect of Intercountry Adoption



## Burundi

*Countdown to 2030*

Women's, Children's & Adolescents' Health

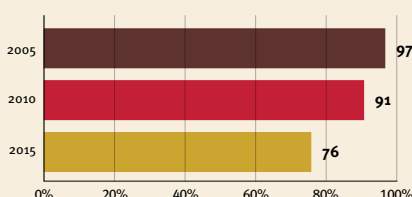
### Demographics

Population (2019)	11,531,000
Annual births	443,000
Children under 5 (2019)	2,019,000 (18%)
Under-five mortality	58/1 000

### Threats to Early Childhood Development

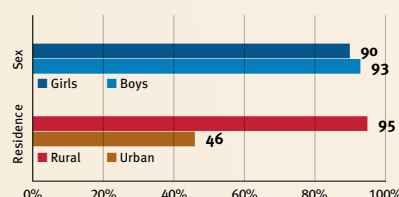
Maternal mortality	548/100 000	Young mothers (births by 18y)	11%
Low birthweight	15%	Preterm births	11%
Child poverty	86%	Under-five stunting	56%
Violent discipline	86%	Inadequate supervision	42%

### Young children at risk of poor development




At risk in 2005, 2010 and 2015, using a composite indicator of under-five stunting or poverty

### Risk by sex and residence



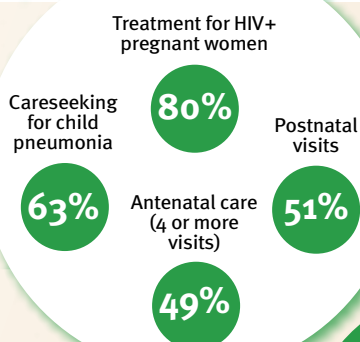
### Lifetime cost of growth deficit in early childhood



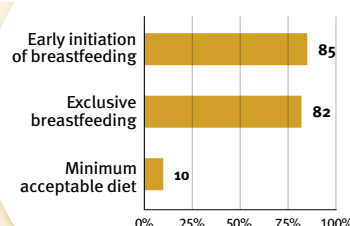
## Support and services for early childhood development: Nurturing care

Parents and caregivers need a facilitating environment of laws, policies, services and community support to assist them in providing their young children with nurturing care.

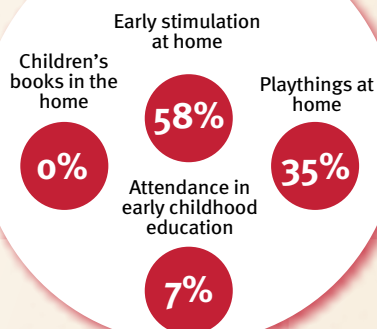
### Health



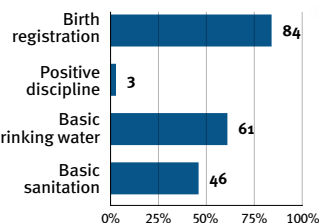
### Nutrition



### Early learning



### Security and safety



### Responsive caregiving

Public information about ECD  
Parental mental health  
Parent support (groups, home visits)  
Quality child day care

?

Comparative country data urgently needed

## Facilitating environments

### Policies

✗	Paid maternity leave	✓	Paid paternity leave
✗	National minimum wage		
✗	Child and family social protection		
✓	International Code of Marketing of Breastmilk Substitutes		

### International conventions

✓	Convention on the Rights of the Child
✓	Convention on the Rights of Persons with Disabilities
✓	CRC Optional Protocol on the Sale of Children, Child Prostitution and Child Pornography
✓	Hague Convention on Protection of Children and Cooperation in Respect of Intercountry Adoption



## Cabo Verde

**Countdown to 2030**

Women's, Children's & Adolescents' Health

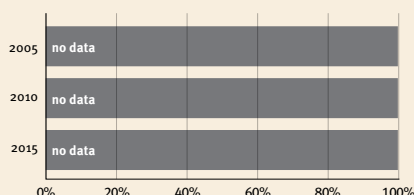
### Demographics

Population (2019)	550,000
Annual births	10,000
Children under 5 (2019)	53,000 (10%)
Under-five mortality	19/1 000

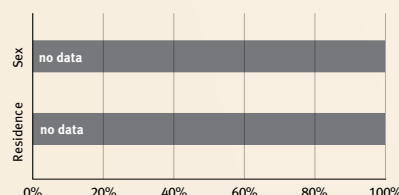
### Threats to Early Childhood Development

Maternal mortality	58/100 000	Young mothers (births by 18y)	22%
Low birthweight	no data	Preterm births	11%
Child poverty	no data	Under-five stunting	21%
Violent discipline	no data	Inadequate supervision	no data


### Young children at risk of poor development



### Risk by sex and residence



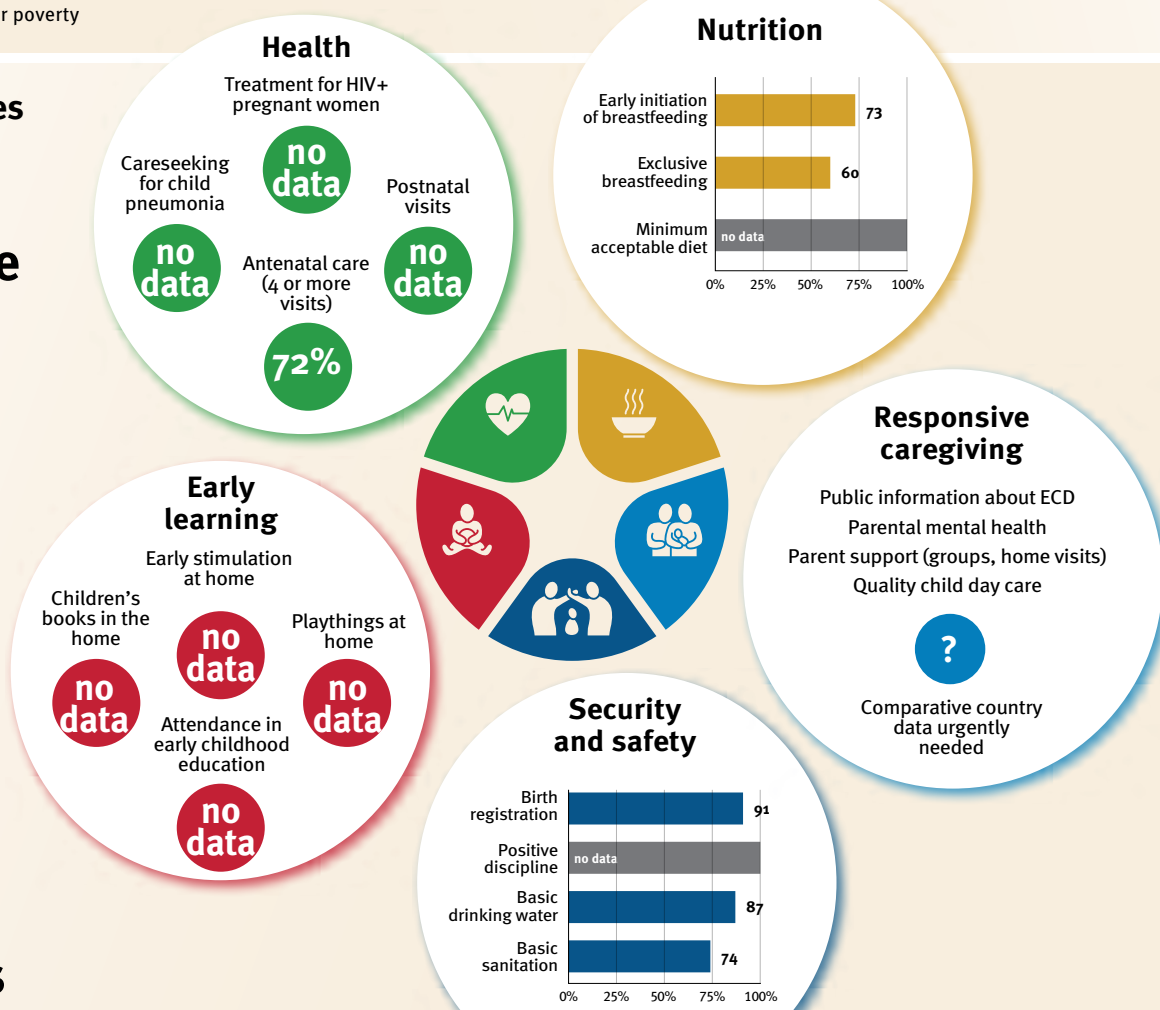
### Lifetime cost of growth deficit in early childhood



At risk in 2005, 2010 and 2015, using a composite indicator of under-five stunting or poverty

## Support and services for early childhood development: Nurturing care

Parents and caregivers need a facilitating environment of laws, policies, services and community support to assist them in providing their young children with nurturing care.



## Facilitating environments

Policies		
✗	Paid maternity leave	✓ Paid paternity leave
no data	National minimum wage	
✗	Child and family social protection	
✓	International Code of Marketing of Breastmilk Substitutes	

International conventions	
✓	Convention on the Rights of the Child
✓	Convention on the Rights of Persons with Disabilities
✓	CRC Optional Protocol on the Sale of Children, Child Prostitution and Child Pornography
✓	Hague Convention on Protection of Children and Cooperation in Respect of Intercountry Adoption





## Cambodia

*Countdown to 2030*

Women's, Children's & Adolescents' Health

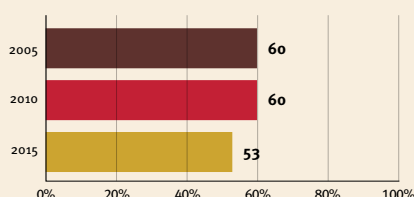
### Demographics

Population (2019)	16,487,000
Annual births	363,000
Children under 5 (2019)	1,780,000 (11%)
Under-five mortality	28/1 000

### Threats to Early Childhood Development

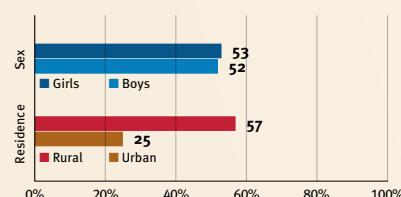
Maternal mortality	160/100 000	Young mothers (births by 18y)	7%
Low birthweight	12%	Preterm births	11%
Child poverty	no data	Under-five stunting	32%
Violent discipline	no data	Inadequate supervision	10%

### Young children at risk of poor development




At risk in 2005, 2010 and 2015, using a composite indicator of under-five stunting or poverty

### Risk by sex and residence



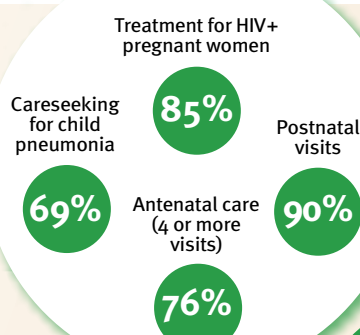
### Lifetime cost of growth deficit in early childhood



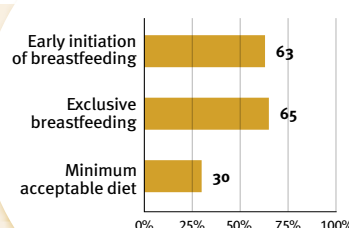
## Support and services for early childhood development: Nurturing care

Parents and caregivers need a facilitating environment of laws, policies, services and community support to assist them in providing their young children with nurturing care.


### Health



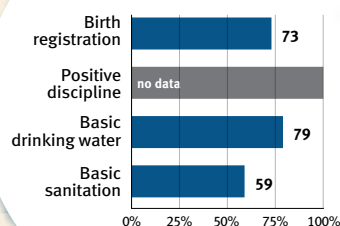
### Nutrition



### Early learning



### Security and safety



### Responsive caregiving

Public information about ECD  
Parental mental health  
Parent support (groups, home visits)  
Quality child day care



Comparative country data urgently needed

## Facilitating environments

### Policies

✗	Paid maternity leave	✗	Paid paternity leave
✗	National minimum wage		
✗	Child and family social protection		
✓	International Code of Marketing of Breastmilk Substitutes		

### International conventions

✓	Convention on the Rights of the Child
✓	Convention on the Rights of Persons with Disabilities
✓	CRC Optional Protocol on the Sale of Children, Child Prostitution and Child Pornography
✓	Hague Convention on Protection of Children and Cooperation in Respect of Intercountry Adoption



## Cameroon

*Countdown to 2030*

Women's, Children's & Adolescents' Health

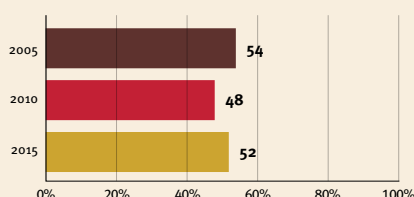
### Demographics

Population (2019)	25,876,000
Annual births	904,000
Children under 5 (2019)	4,059,000 (16%)
Under-five mortality	76/1 000

### Threats to Early Childhood Development

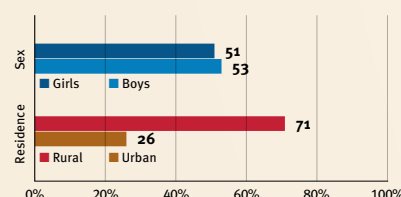
Maternal mortality	529/100 000	Young mothers (births by 18y)	28%
Low birthweight	12%	Preterm births	13%
Child poverty	34%	Under-five stunting	32%
Violent discipline	81%	Inadequate supervision	34%

### Young children at risk of poor development




At risk in 2005, 2010 and 2015, using a composite indicator of under-five stunting or poverty

### Risk by sex and residence



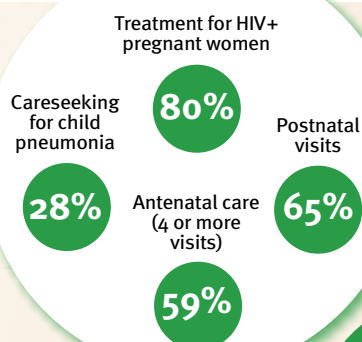
### Lifetime cost of growth deficit in early childhood



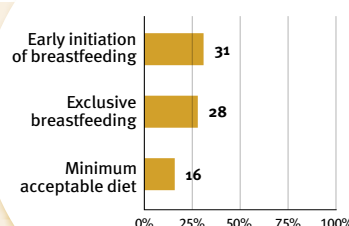
## Support and services for early childhood development: Nurturing care

Parents and caregivers need a facilitating environment of laws, policies, services and community support to assist them in providing their young children with nurturing care.

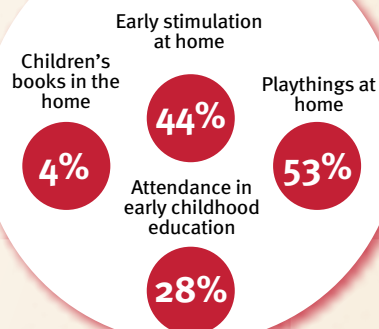
### Health



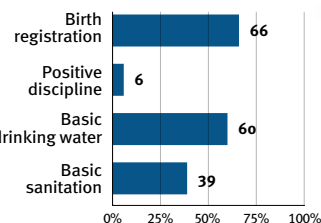
### Nutrition



### Early learning



### Security and safety



### Responsive caregiving

Public information about ECD  
Parental mental health  
Parent support (groups, home visits)  
Quality child day care

?

Comparative country data urgently needed

## Facilitating environments

### Policies

✓ Paid maternity leave	✗ Paid paternity leave
✓ National minimum wage	
✗ Child and family social protection	
✓ International Code of Marketing of Breastmilk Substitutes	

### International conventions

✓ Convention on the Rights of the Child
✓ Convention on the Rights of Persons with Disabilities
✓ CRC Optional Protocol on the Sale of Children, Child Prostitution and Child Pornography
✗ Hague Convention on Protection of Children and Cooperation in Respect of Intercountry Adoption



## Central African Republic

Countdown to 2030

Women's, Children's & Adolescents' Health

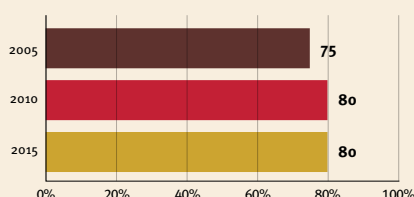
### Demographics

Population (2019)	4,745,000
Annual births	167,000
Children under 5 (2019)	731,000 (15%)
Under-five mortality	116/1 000

### Threats to Early Childhood Development

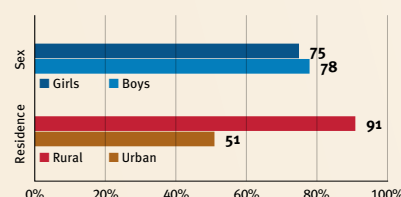
Maternal mortality	829/100 000	Young mothers (births by 18y)	45%
Low birthweight	15%	Preterm births	13%
Child poverty	64%	Under-five stunting	40%
Violent discipline	90%	Inadequate supervision	61%

### Young children at risk of poor development




At risk in 2005, 2010 and 2015, using a composite indicator of under-five stunting or poverty

### Risk by sex and residence



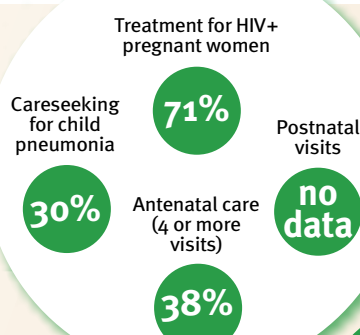
### Lifetime cost of growth deficit in early childhood



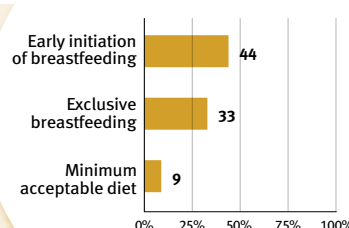
## Support and services for early childhood development: Nurturing care

Parents and caregivers need a facilitating environment of laws, policies, services and community support to assist them in providing their young children with nurturing care.

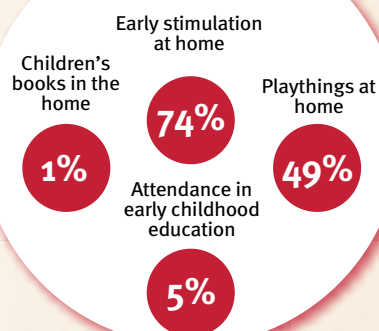
### Health



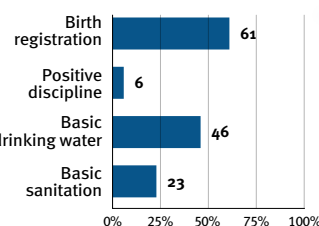
### Nutrition



### Early learning



### Security and safety



### Responsive caregiving

Public information about ECD  
Parental mental health  
Parent support (groups, home visits)  
Quality child day care

?

Comparative country data urgently needed

## Facilitating environments

### Policies

X	Paid maternity leave	X	Paid paternity leave
X	National minimum wage		
X	Child and family social protection		
X	International Code of Marketing of Breastmilk Substitutes		

### International conventions

✓	Convention on the Rights of the Child
✓	Convention on the Rights of Persons with Disabilities
✓	CRC Optional Protocol on the Sale of Children, Child Prostitution and Child Pornography
X	Hague Convention on Protection of Children and Cooperation in Respect of Inter-country Adoption





## Chad

*Countdown to 2030*

Women's, Children's & Adolescents' Health

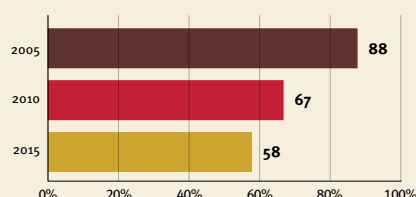
### Demographics

Population (2019)	15,947,000
Annual births	666,000
Children under 5 (2019)	2,872,000 (18%)
Under-five mortality	119/1 000

### Threats to Early Childhood Development

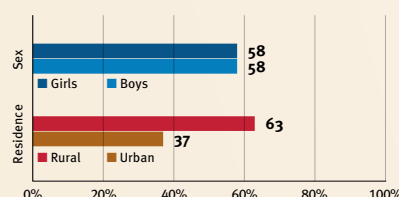
Maternal mortality	1140/100 000	Young mothers (births by 18y)	51%
Low birthweight	no data	Preterm births	13%
Child poverty	48%	Under-five stunting	40%
Violent discipline	61%	Inadequate supervision	47%

### Young children at risk of poor development




At risk in 2005, 2010 and 2015, using a composite indicator of under-five stunting or poverty

### Risk by sex and residence



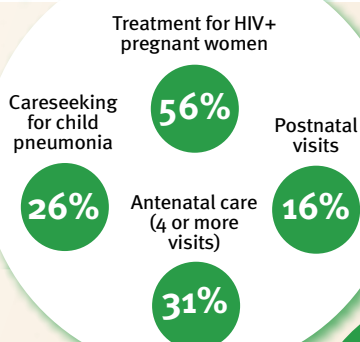
### Lifetime cost of growth deficit in early childhood



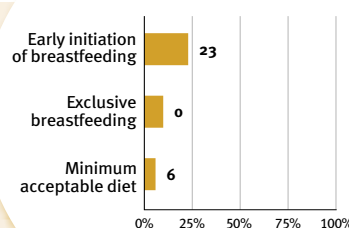
## Support and services for early childhood development: Nurturing care

Parents and caregivers need a facilitating environment of laws, policies, services and community support to assist them in providing their young children with nurturing care.

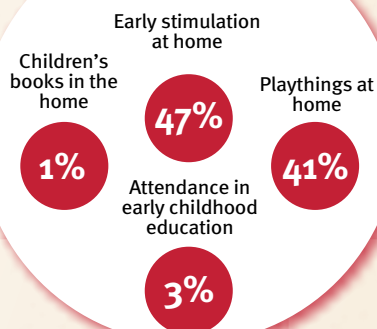
### Health



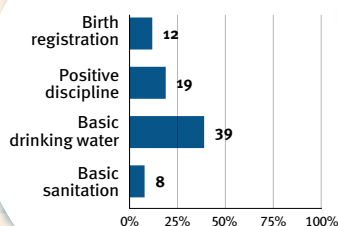
### Nutrition



### Early learning



### Security and safety



### Responsive caregiving

Public information about ECD  
Parental mental health  
Parent support (groups, home visits)  
Quality child day care

?

Comparative country data urgently needed

## Facilitating environments

### Policies

✗	Paid maternity leave	✓	Paid paternity leave
✓	National minimum wage		
✗	Child and family social protection		
✗	International Code of Marketing of Breastmilk Substitutes		

### International conventions

✓	Convention on the Rights of the Child
✓	Convention on the Rights of Persons with Disabilities
✓	CRC Optional Protocol on the Sale of Children, Child Prostitution and Child Pornography
✗	Hague Convention on Protection of Children and Cooperation in Respect of Intercountry Adoption



## China

**Countdown to 2030**

Women's, Children's & Adolescents' Health

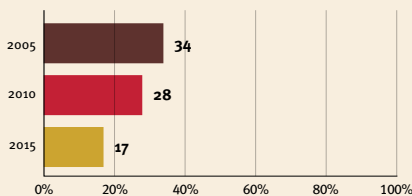
### Demographics

Population (2019)	1,433,784,000
Annual births	16,539,000
Children under 5 (2019)	85,041,000 (6%)
Under-five mortality	9/1 000

### Threats to Early Childhood Development

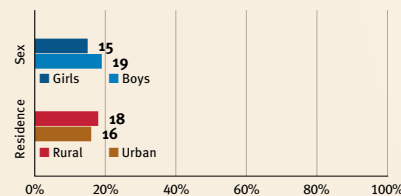
Maternal mortality	29/100 000	Young mothers (births by 18y)	no data
Low birthweight	5%	Preterm births	7%
Child poverty	3%	Under-five stunting	8%
Violent discipline	no data	Inadequate supervision	no data

### Young children at risk of poor development




At risk in 2005, 2010 and 2015, using a composite indicator of under-five stunting or poverty

### Risk by sex and residence

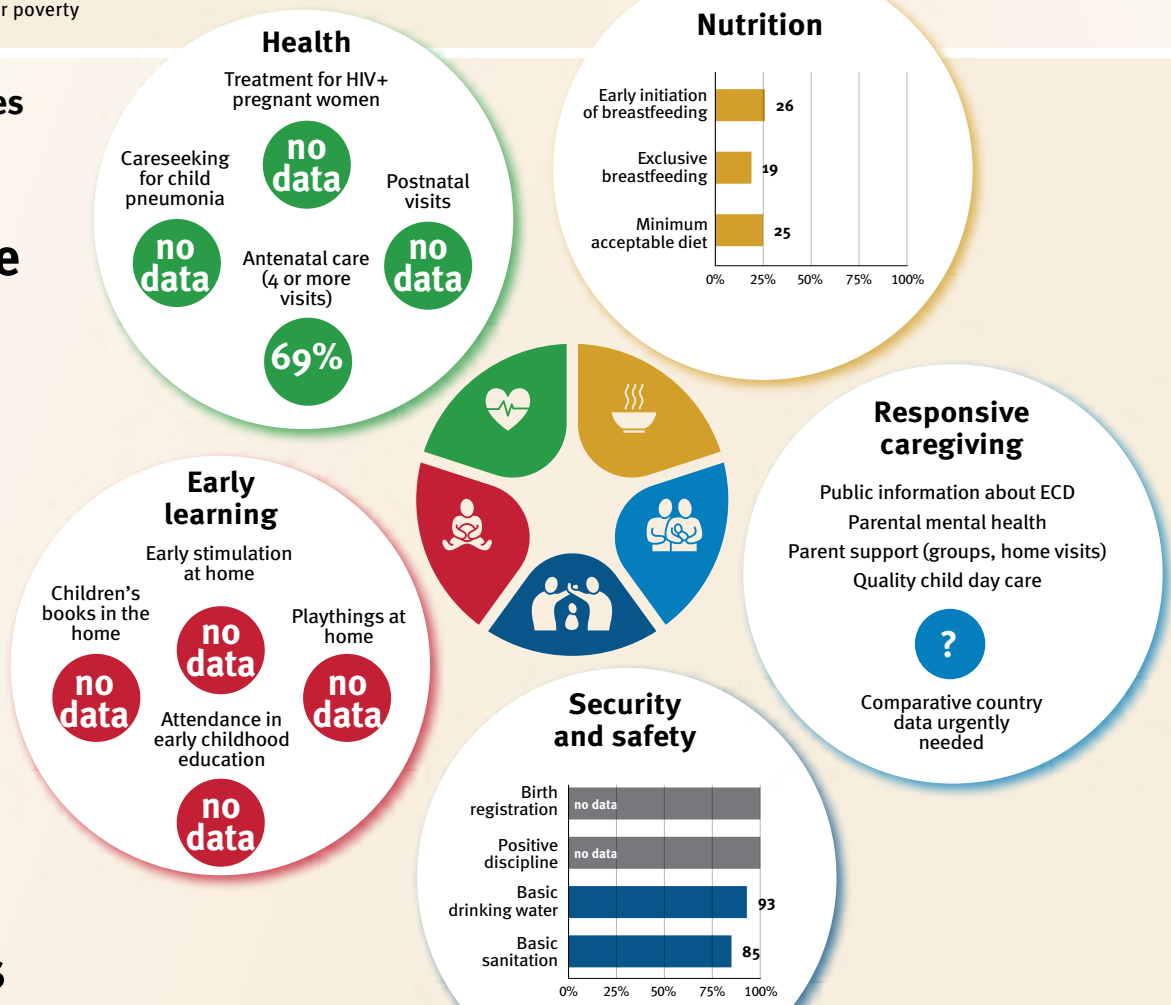


### Lifetime cost of growth deficit in early childhood



## Support and services for early childhood development: Nurturing care

Parents and caregivers need a facilitating environment of laws, policies, services and community support to assist them in providing their young children with nurturing care.



## Facilitating environments

Policies		
✓	Paid maternity leave	✗ Paid paternity leave
✓	National minimum wage	
✓	Child and family social protection	
✗	International Code of Marketing of Breastmilk Substitutes	

International conventions	
✓	Convention on the Rights of the Child
✓	Convention on the Rights of Persons with Disabilities
✓	CRC Optional Protocol on the Sale of Children, Child Prostitution and Child Pornography
✓	Hague Convention on Protection of Children and Cooperation in Respect of Intercountry Adoption



## Colombia

*Countdown to 2030*

Women's, Children's & Adolescents' Health

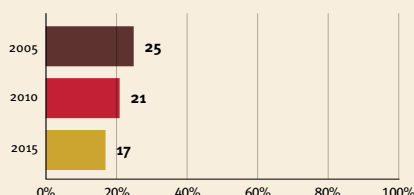
### Demographics

Population (2019)	50,339,000
Annual births	732,000
Children under 5 (2019)	3,730,000 (7%)
Under-five mortality	14/1 000

### Threats to Early Childhood Development

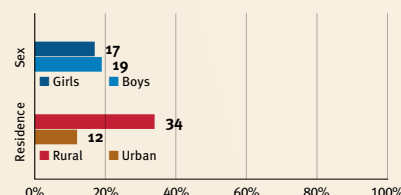
Maternal mortality	83/100 000	Young mothers (births by 18y)	20%
Low birthweight	10%	Preterm births	9%
Child poverty	7%	Under-five stunting	13%
Violent discipline	no data	Inadequate supervision	no data

### Young children at risk of poor development




At risk in 2005, 2010 and 2015, using a composite indicator of under-five stunting or poverty

### Risk by sex and residence



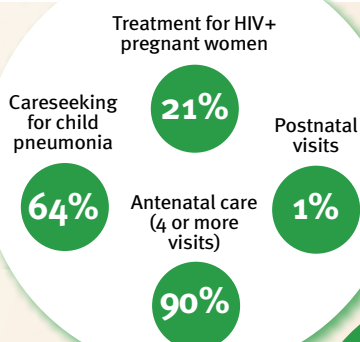
### Lifetime cost of growth deficit in early childhood



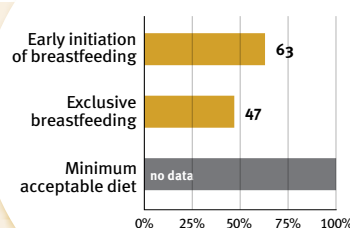
## Support and services for early childhood development: Nurturing care

Parents and caregivers need a facilitating environment of laws, policies, services and community support to assist them in providing their young children with nurturing care.

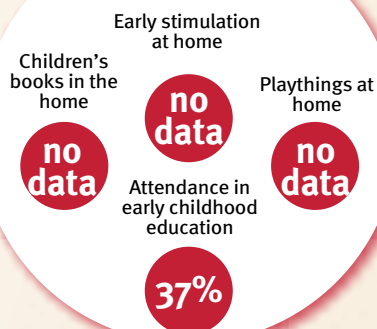
#### Health



#### Nutrition



#### Early learning



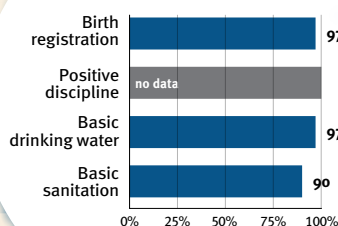
#### Responsive caregiving

Public information about ECD  
Parental mental health  
Parent support (groups, home visits)  
Quality child day care



Comparative country data urgently needed

#### Security and safety



## Facilitating environments

#### Policies

✗	Paid maternity leave	✓	Paid paternity leave
✓	National minimum wage		
✓	Child and family social protection		
✓	International Code of Marketing of Breastmilk Substitutes		

#### International conventions

✓	Convention on the Rights of the Child
✓	Convention on the Rights of Persons with Disabilities
✓	CRC Optional Protocol on the Sale of Children, Child Prostitution and Child Pornography
✓	Hague Convention on Protection of Children and Cooperation in Respect of Intercountry Adoption



## Comoros

*Countdown to 2030*

Women's, Children's & Adolescents' Health

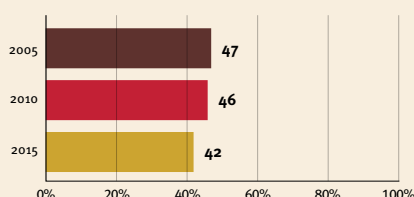
### Demographics

Population (2019)	851,000
Annual births	27,000
Children under 5 (2019)	122,000 (14%)
Under-five mortality	67/1 000

### Threats to Early Childhood Development

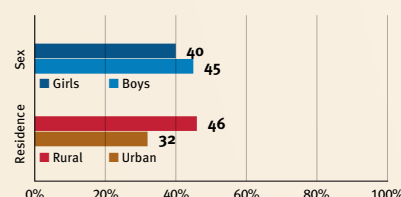
Maternal mortality	273/100 000	Young mothers (births by 18y)	17%
Low birthweight	24%	Preterm births	17%
Child poverty	20%	Under-five stunting	31%
Violent discipline	no data	Inadequate supervision	no data

### Young children at risk of poor development




At risk in 2005, 2010 and 2015, using a composite indicator of under-five stunting or poverty

### Risk by sex and residence



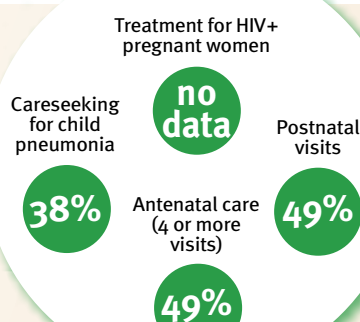
### Lifetime cost of growth deficit in early childhood



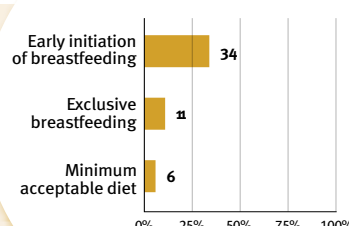
## Support and services for early childhood development: Nurturing care

Parents and caregivers need a facilitating environment of laws, policies, services and community support to assist them in providing their young children with nurturing care.


### Health



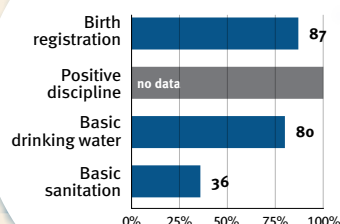
### Nutrition



### Early learning



### Security and safety



### Responsive caregiving

Public information about ECD  
Parental mental health  
Parent support (groups, home visits)  
Quality child day care



Comparative country data urgently needed

## Facilitating environments

### Policies

✓	Paid maternity leave	✗	Paid paternity leave
✓	National minimum wage		
✗	Child and family social protection		
✓	International Code of Marketing of Breastmilk Substitutes		

### International conventions

✓	Convention on the Rights of the Child
✓	Convention on the Rights of Persons with Disabilities
✓	CRC Optional Protocol on the Sale of Children, Child Prostitution and Child Pornography
✗	Hague Convention on Protection of Children and Cooperation in Respect of Inter-country Adoption



## Congo

*Countdown to 2030*

Women's, Children's & Adolescents' Health

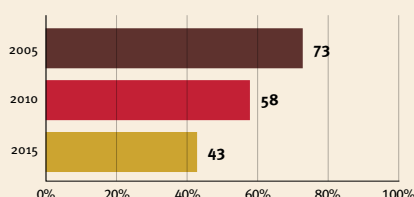
### Demographics

Population (2019)	5,381,000
Annual births	175,000
Children under 5 (2019)	813,000 (15%)
Under-five mortality	50/1 000

### Threats to Early Childhood Development

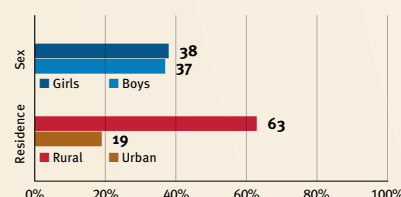
Maternal mortality	378/100 000	Young mothers (births by 18y)	26%
Low birthweight	12%	Preterm births	17%
Child poverty	20%	Under-five stunting	21%
Violent discipline	81%	Inadequate supervision	42%

### Young children at risk of poor development




At risk in 2005, 2010 and 2015, using a composite indicator of under-five stunting or poverty

### Risk by sex and residence



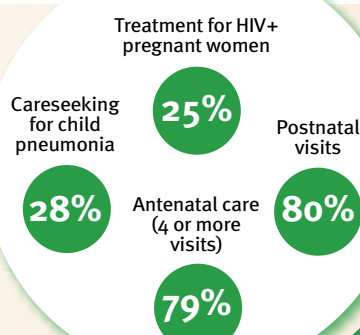
### Lifetime cost of growth deficit in early childhood



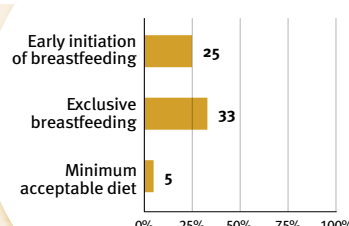
## Support and services for early childhood development: Nurturing care

Parents and caregivers need a facilitating environment of laws, policies, services and community support to assist them in providing their young children with nurturing care.


### Health



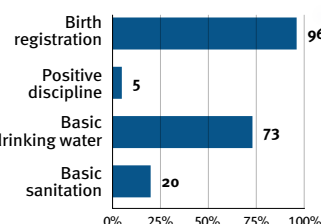
### Nutrition



### Early learning



### Security and safety



### Responsive caregiving

Public information about ECD  
Parental mental health  
Parent support (groups, home visits)  
Quality child day care



Comparative country data urgently needed

## Facilitating environments

### Policies

✓	Paid maternity leave	✗	Paid paternity leave
✓	National minimum wage		
✗	Child and family social protection		
✗	International Code of Marketing of Breastmilk Substitutes		

### International conventions

✓	Convention on the Rights of the Child
✓	Convention on the Rights of Persons with Disabilities
✓	CRC Optional Protocol on the Sale of Children, Child Prostitution and Child Pornography
✗	Hague Convention on Protection of Children and Cooperation in Respect of Inter-country Adoption





## Costa Rica

*Countdown to 2030*

Women's, Children's & Adolescents' Health

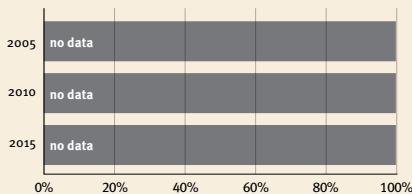
### Demographics

Population (2019)	5,048,000
Annual births	69,000
Children under 5 (2019)	351,000 (7%)
Under-five mortality	9/1 000

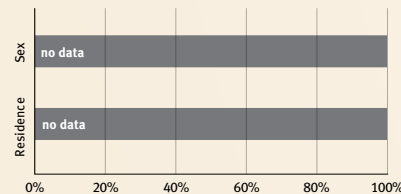
### Threats to Early Childhood Development

Maternal mortality	27/100 000	Young mothers (births by 18y)	13%
Low birthweight	7%	Preterm births	14%
Child poverty	no data	Under-five stunting	6%
Violent discipline	56%	Inadequate supervision	4%


### Young children at risk of poor development



### Risk by sex and residence



### Lifetime cost of growth deficit in early childhood

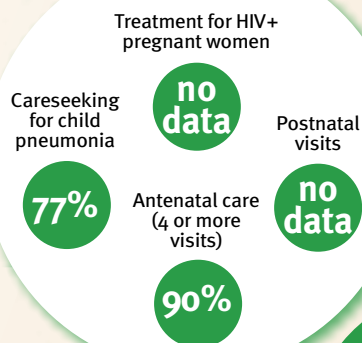


At risk in 2005, 2010 and 2015, using a composite indicator of under-five stunting or poverty

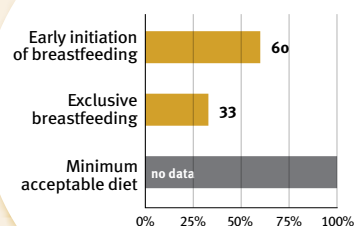
## Support and services for early childhood development: Nurturing care

Parents and caregivers need a facilitating environment of laws, policies, services and community support to assist them in providing their young children with nurturing care.


### Health



### Nutrition



### Early learning



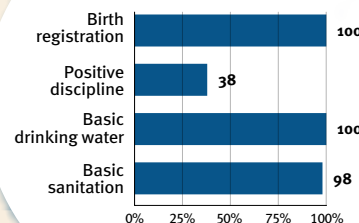
### Responsive caregiving

Public information about ECD  
Parental mental health  
Parent support (groups, home visits)  
Quality child day care



Comparative country data urgently needed

### Security and safety



## Facilitating environments

### Policies

✓ Paid maternity leave	✗ Paid paternity leave
✓ National minimum wage	
✓ Child and family social protection	
✓ International Code of Marketing of Breastmilk Substitutes	

### International conventions

✓ Convention on the Rights of the Child
✓ Convention on the Rights of Persons with Disabilities
✓ CRC Optional Protocol on the Sale of Children, Child Prostitution and Child Pornography
✓ Hague Convention on Protection of Children and Cooperation in Respect of Intercountry Adoption



## Côte D'Ivoire

**Countdown to 2030**

Women's, Children's & Adolescents' Health

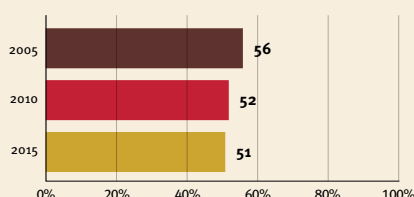
### Demographics

Population (2019)	25,717,000
Annual births	913,000
Children under 5 (2019)	4,050,000 (16%)
Under-five mortality	81/1 000

### Threats to Early Childhood Development

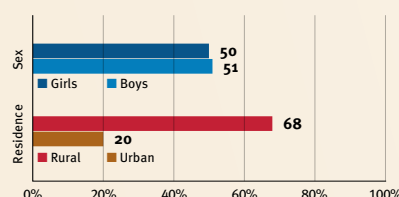
Maternal mortality	617/100 000	Young mothers (births by 18y)	31%
Low birthweight	15%	Preterm births	14%
Child poverty	33%	Under-five stunting	22%
Violent discipline	83%	Inadequate supervision	20%

### Young children at risk of poor development




At risk in 2005, 2010 and 2015, using a composite indicator of under-five stunting or poverty

### Risk by sex and residence



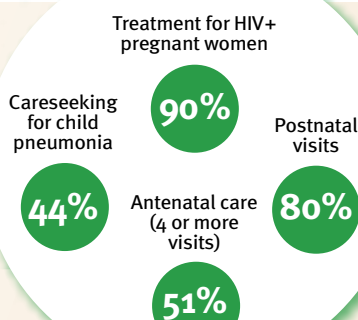
### Lifetime cost of growth deficit in early childhood



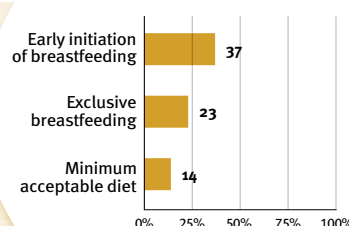
## Support and services for early childhood development: Nurturing care

Parents and caregivers need a facilitating environment of laws, policies, services and community support to assist them in providing their young children with nurturing care.

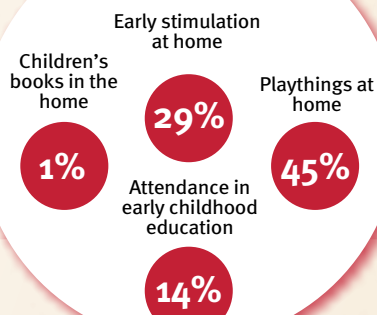
### Health



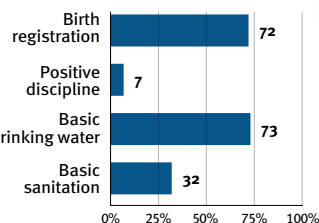
### Nutrition



### Early learning



### Security and safety



### Responsive caregiving

Public information about ECD  
Parental mental health  
Parent support (groups, home visits)  
Quality child day care

?

Comparative country data urgently needed

## Facilitating environments

### Policies

✓	Paid maternity leave	✗	Paid paternity leave
✓	National minimum wage		
✗	Child and family social protection		
✓	International Code of Marketing of Breastmilk Substitutes		

### International conventions

✓	Convention on the Rights of the Child
✓	Convention on the Rights of Persons with Disabilities
✓	CRC Optional Protocol on the Sale of Children, Child Prostitution and Child Pornography
✓	Hague Convention on Protection of Children and Cooperation in Respect of Intercountry Adoption



## Cuba

**Countdown to 2030**

Women's, Children's & Adolescents' Health

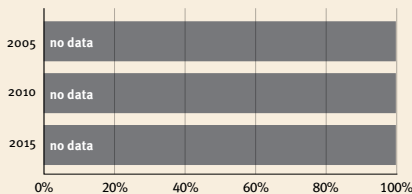
### Demographics

Population (2019)	11,333,000
Annual births	113,000
Children under 5 (2019)	587,000 (5%)
Under-five mortality	5/1 000

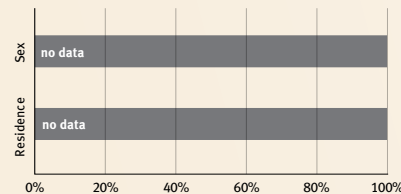
### Threats to Early Childhood Development

Maternal mortality	36/100 000	Young mothers (births by 18y)	6%
Low birthweight	5%	Preterm births	6%
Child poverty	no data	Under-five stunting	7%
Violent discipline	33%	Inadequate supervision	4%

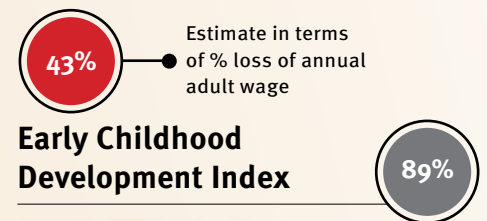
### Young children at risk of poor development



### Risk by sex and residence



### Lifetime cost of growth deficit in early childhood

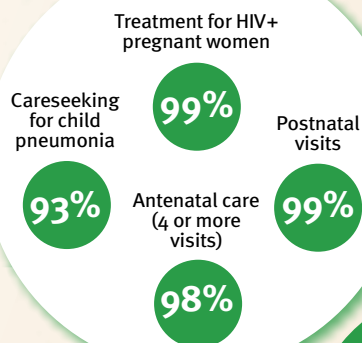


At risk in 2005, 2010 and 2015, using a composite indicator of under-five stunting or poverty

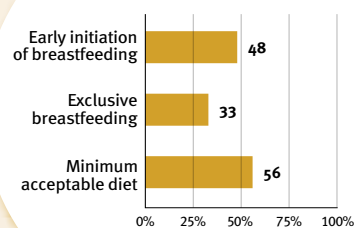
## Support and services for early childhood development: Nurturing care

Parents and caregivers need a facilitating environment of laws, policies, services and community support to assist them in providing their young children with nurturing care.


### Health



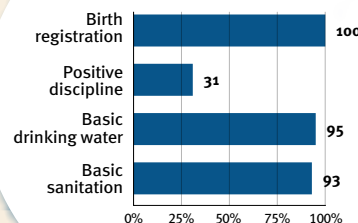
### Nutrition



### Early learning



### Security and safety



### Responsive caregiving

Public information about ECD  
Parental mental health  
Parent support (groups, home visits)  
Quality child day care

?

Comparative country data urgently needed

## Facilitating environments

### Policies

✓	Paid maternity leave	✓	Paid paternity leave
no data	National minimum wage		
✗	Child and family social protection		
✗	International Code of Marketing of Breastmilk Substitutes		

### International conventions

✓	Convention on the Rights of the Child
✓	Convention on the Rights of Persons with Disabilities
✓	CRC Optional Protocol on the Sale of Children, Child Prostitution and Child Pornography
✓	Hague Convention on Protection of Children and Cooperation in Respect of Intercountry Adoption





## Democratic People's Republic of Korea

*Countdown to 2030*

Women's, Children's & Adolescents' Health

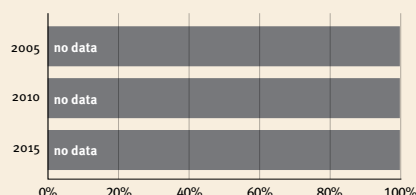
### Demographics

Population (2019)	25,666,000
Annual births	355,000
Children under 5 (2019)	1,743,000 (7%)
Under-five mortality	18/1 000

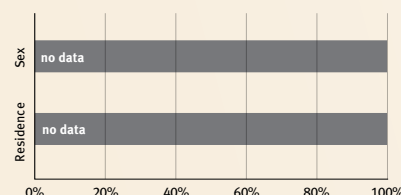
### Threats to Early Childhood Development

Maternal mortality	89/100 000	Young mothers (births by 18y)	no data
Low birthweight	no data	Preterm births	11%
Child poverty	no data	Under-five stunting	19%
Violent discipline	no data	Inadequate supervision	16%


### Young children at risk of poor development



### Risk by sex and residence



### Lifetime cost of growth deficit in early childhood

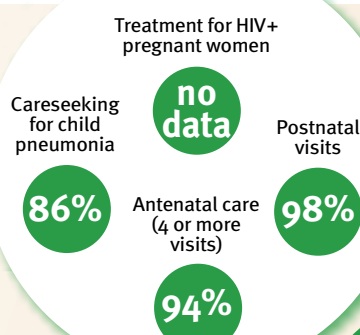


At risk in 2005, 2010 and 2015, using a composite indicator of under-five stunting or poverty

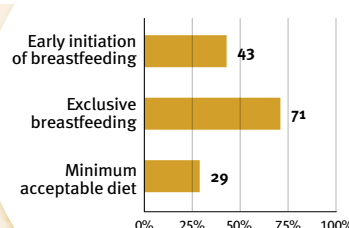
## Support and services for early childhood development: Nurturing care

Parents and caregivers need a facilitating environment of laws, policies, services and community support to assist them in providing their young children with nurturing care.


### Health



### Nutrition



### Early learning



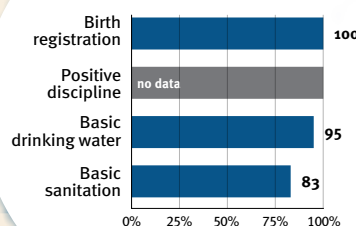
### Responsive caregiving

Public information about ECD  
Parental mental health  
Parent support (groups, home visits)  
Quality child day care



Comparative country data urgently needed

### Security and safety



## Facilitating environments

### Policies

no data	Paid maternity leave	✗	Paid paternity leave
no data	National minimum wage		
✗	Child and family social protection		
✗	International Code of Marketing of Breastmilk Substitutes		

### International conventions

✓	Convention on the Rights of the Child
✓	Convention on the Rights of Persons with Disabilities
✓	CRC Optional Protocol on the Sale of Children, Child Prostitution and Child Pornography
✗	Hague Convention on Protection of Children and Cooperation in Respect of Intercountry Adoption



# Democratic Republic of the Congo

*Countdown to 2030*

Women's, Children's & Adolescents' Health

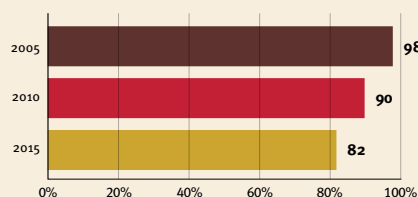
## Demographics

Population (2019)	86,791,000
Annual births	3,532,000
Children under 5 (2019)	15,503,000 (18%)
Under-five mortality	88/1 000

## Threats to Early Childhood Development

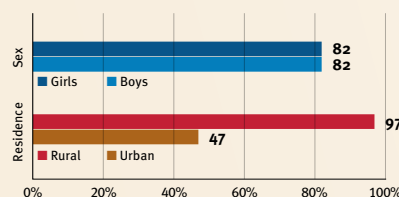
Maternal mortality	473/100 000	Young mothers (births by 18y)	27%
Low birthweight	11%	Preterm births	12%
Child poverty	75%	Under-five stunting	43%
Violent discipline	77%	Inadequate supervision	49%

## Young children at risk of poor development




At risk in 2005, 2010 and 2015, using a composite indicator of under-five stunting or poverty

## Risk by sex and residence



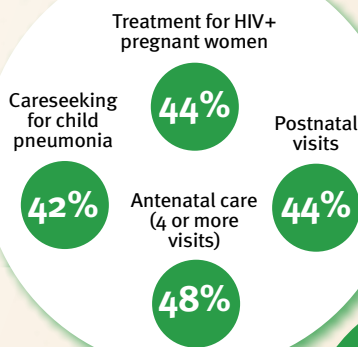
## Lifetime cost of growth deficit in early childhood



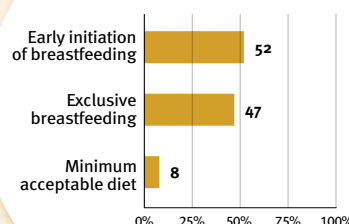
## Support and services for early childhood development: Nurturing care

Parents and caregivers need a facilitating environment of laws, policies, services and community support to assist them in providing their young children with nurturing care.

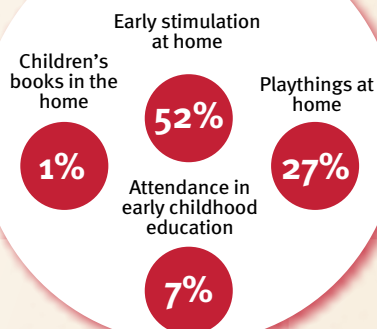
### Health



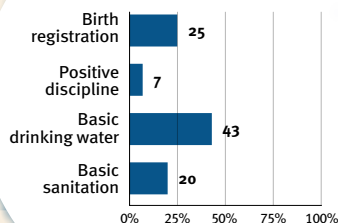
### Nutrition



### Early learning



### Security and safety



### Responsive caregiving

Public information about ECD  
Parental mental health  
Parent support (groups, home visits)  
Quality child day care

?

Comparative country data urgently needed

## Facilitating environments

### Policies

✗	Paid maternity leave	✓	Paid paternity leave
✓	National minimum wage		
✗	Child and family social protection		
✓	International Code of Marketing of Breastmilk Substitutes		

### International conventions

✓	Convention on the Rights of the Child
✓	Convention on the Rights of Persons with Disabilities
✓	CRC Optional Protocol on the Sale of Children, Child Prostitution and Child Pornography
✗	Hague Convention on Protection of Children and Cooperation in Respect of Intercountry Adoption



## Djibouti

*Countdown to 2030*

Women's, Children's & Adolescents' Health

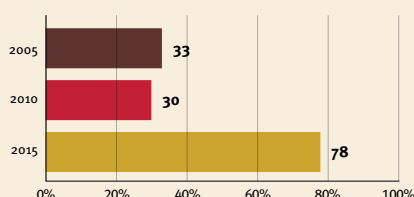
### Demographics

Population (2019)	974,000
Annual births	20,000
Children under 5 (2019)	100,000 (10%)
Under-five mortality	59/1 000

### Threats to Early Childhood Development

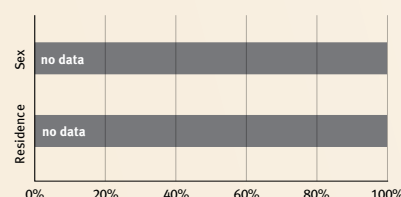
Maternal mortality	248/100 000	Young mothers (births by 18y)	no data
Low birthweight	no data	Preterm births	12%
Child poverty	no data	Under-five stunting	34%
Violent discipline	65%	Inadequate supervision	8%

### Young children at risk of poor development




At risk in 2005, 2010 and 2015, using a composite indicator of under-five stunting or poverty

### Risk by sex and residence



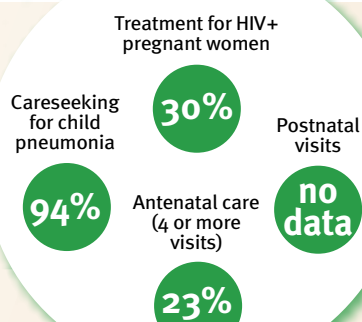
### Lifetime cost of growth deficit in early childhood



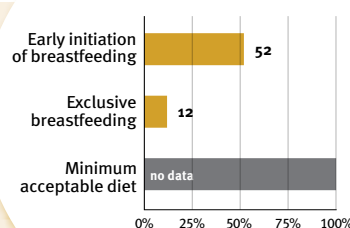
## Support and services for early childhood development: Nurturing care

Parents and caregivers need a facilitating environment of laws, policies, services and community support to assist them in providing their young children with nurturing care.

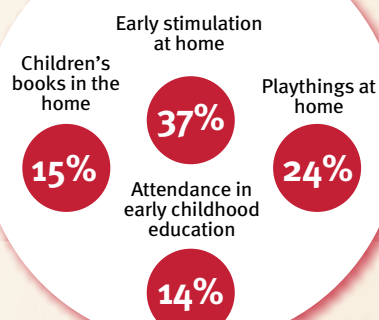
### Health



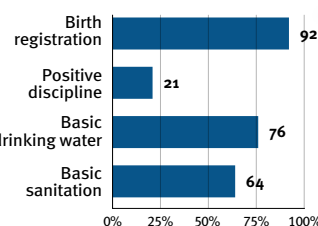
### Nutrition



### Early learning



### Security and safety



### Responsive caregiving

Public information about ECD  
Parental mental health  
Parent support (groups, home visits)  
Quality child day care



Comparative country data urgently needed

## Facilitating environments

### Policies

✓	Paid maternity leave	✓	Paid paternity leave
✗	National minimum wage		
✗	Child and family social protection		
✗	International Code of Marketing of Breastmilk Substitutes		

### International conventions

✓	Convention on the Rights of the Child
✓	Convention on the Rights of Persons with Disabilities
✓	CRC Optional Protocol on the Sale of Children, Child Prostitution and Child Pornography
✗	Hague Convention on Protection of Children and Cooperation in Respect of Intercountry Adoption

# Dominica

## Countdown to 2030

Women's, Children's & Adolescents' Health

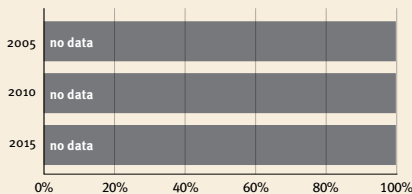
### Demographics

Population (2019)	72,000
Annual births	no data
Children under 5 (2019)	no data
Under-five mortality	36/1 000

### Threats to Early Childhood Development

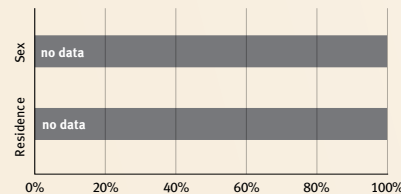
Maternal mortality	no data	Young mothers (births by 18y)	no data
Low birthweight	no data	Preterm births	12%
Child poverty	no data	Under-five stunting	no data
Violent discipline	no data	Inadequate supervision	no data

### Young children at risk of poor development




At risk in 2005, 2010 and 2015, using a composite indicator of under-five stunting or poverty

### Risk by sex and residence



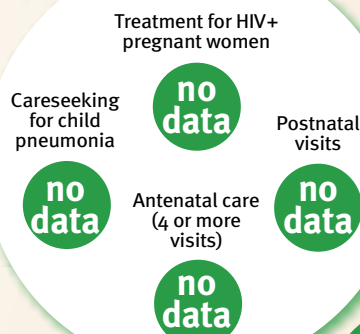
### Lifetime cost of growth deficit in early childhood



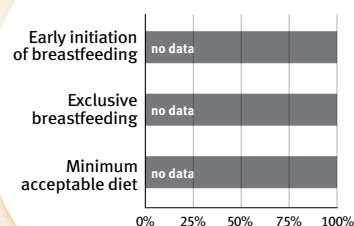
## Support and services for early childhood development: Nurturing care

Parents and caregivers need a facilitating environment of laws, policies, services and community support to assist them in providing their young children with nurturing care.

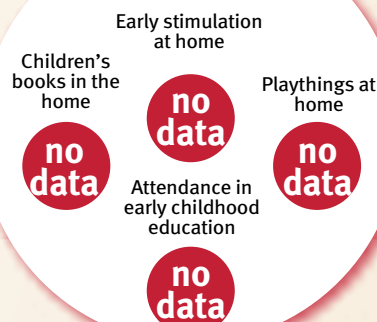
#### Health



#### Nutrition



#### Early learning



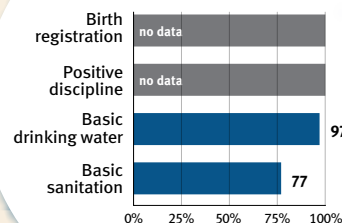
#### Responsive caregiving

Public information about ECD  
Parental mental health  
Parent support (groups, home visits)  
Quality child day care



Comparative country data urgently needed

#### Security and safety



## Facilitating environments

#### Policies

✗	Paid maternity leave	✗	Paid paternity leave
✓	National minimum wage		
✗	Child and family social protection		
✗	International Code of Marketing of Breastmilk Substitutes		

#### International conventions

✓	Convention on the Rights of the Child
✓	Convention on the Rights of Persons with Disabilities
✓	CRC Optional Protocol on the Sale of Children, Child Prostitution and Child Pornography
✗	Hague Convention on Protection of Children and Cooperation in Respect of Inter-country Adoption



# Dominican Republic

*Countdown to 2030*

Women's, Children's & Adolescents' Health

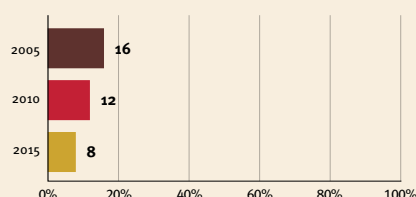
## Demographics

Population (2019)	10,739,000
Annual births	206,000
Children under 5 (2019)	1,007,000 (9%)
Under-five mortality	29/1 000

## Threats to Early Childhood Development

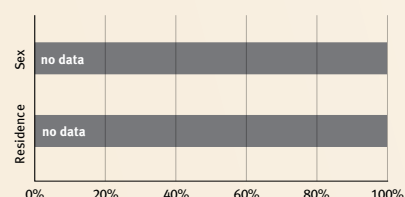
Maternal mortality	95/100 000	Young mothers (births by 18y)	21%
Low birthweight	11%	Preterm births	11%
Child poverty	2%	Under-five stunting	7%
Violent discipline	62%	Inadequate supervision	5%

## Young children at risk of poor development

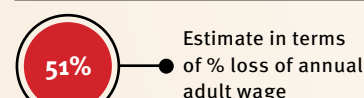


At risk in 2005, 2010 and 2015, using a composite indicator of under-five stunting or poverty

## Risk by sex and residence



## Lifetime cost of growth deficit in early childhood



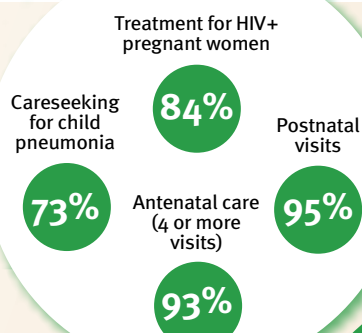
## Early Childhood Development Index

84%

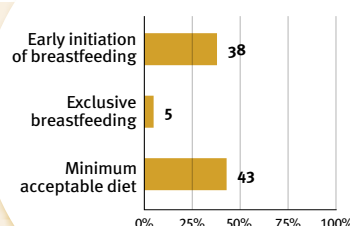
## Support and services for early childhood development: Nurturing care

Parents and caregivers need a facilitating environment of laws, policies, services and community support to assist them in providing their young children with nurturing care.


### Health



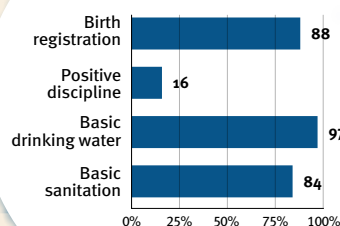
### Nutrition



### Early learning



### Security and safety



### Responsive caregiving

Public information about ECD  
Parental mental health  
Parent support (groups, home visits)  
Quality child day care

?

Comparative country data urgently needed

## Facilitating environments

### Policies

✗	Paid maternity leave	✓	Paid paternity leave
✓	National minimum wage		
✓	Child and family social protection		
✓	International Code of Marketing of Breastmilk Substitutes		

### International conventions

✓	Convention on the Rights of the Child
✓	Convention on the Rights of Persons with Disabilities
✓	CRC Optional Protocol on the Sale of Children, Child Prostitution and Child Pornography
✓	Hague Convention on Protection of Children and Cooperation in Respect of Intercountry Adoption





## Ecuador

*Countdown to 2030*

Women's, Children's & Adolescents' Health

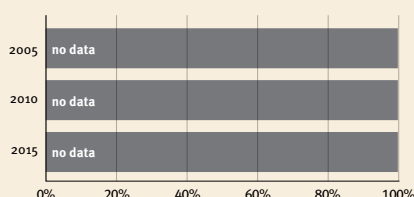
### Demographics

Population (2019)	17,374,000
Annual births	337,000
Children under 5 (2019)	1,662,000 (10%)
Under-five mortality	14/1 000

### Threats to Early Childhood Development

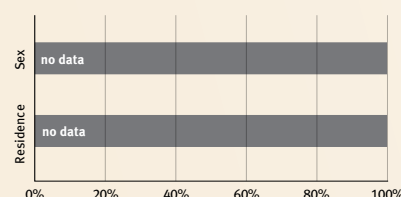
Maternal mortality	59/100 000	Young mothers (births by 18y)	no data
Low birthweight	11%	Preterm births	5%
Child poverty	no data	Under-five stunting	24%
Violent discipline	no data	Inadequate supervision	no data

### Young children at risk of poor development




At risk in 2005, 2010 and 2015, using a composite indicator of under-five stunting or poverty

### Risk by sex and residence

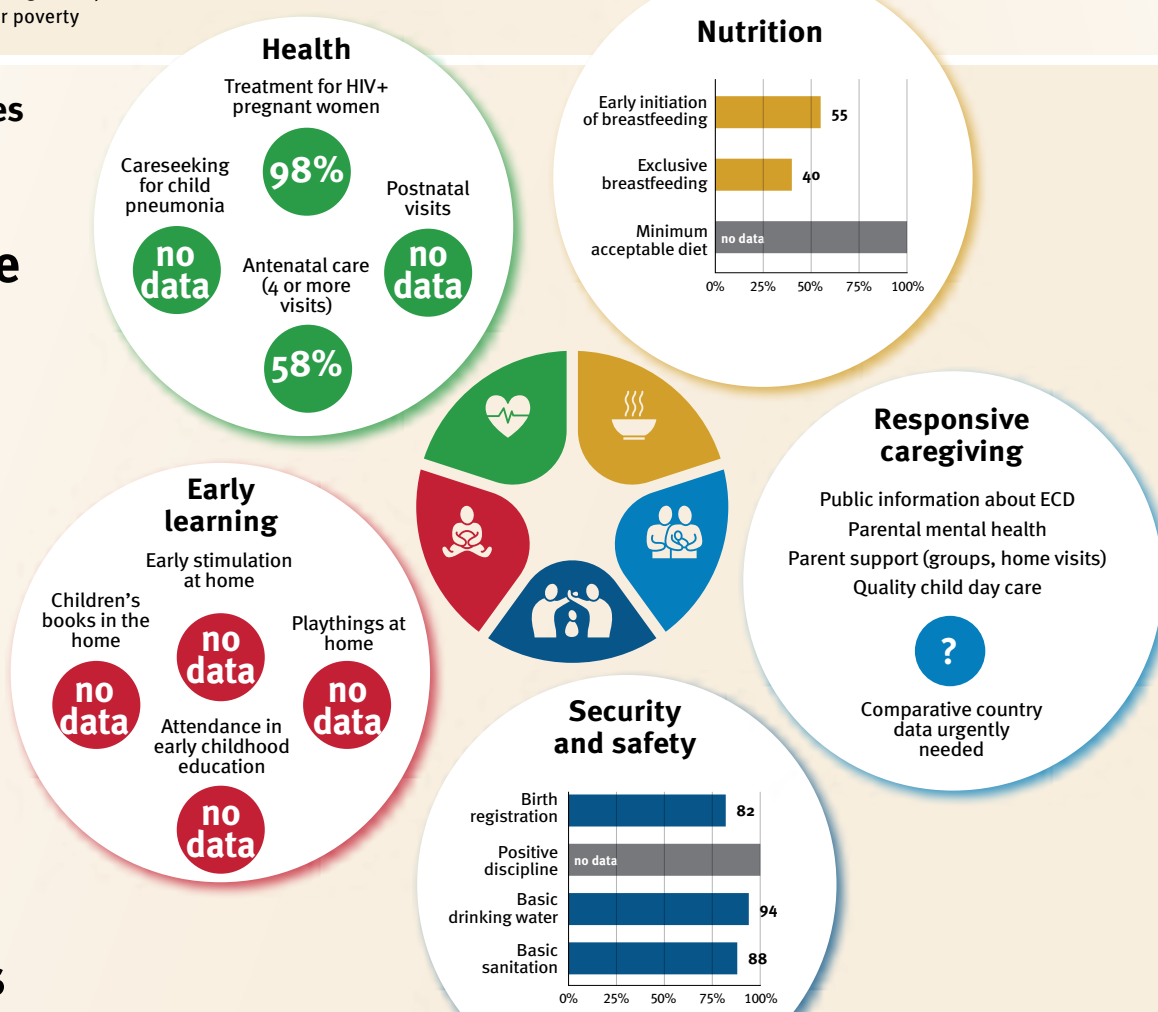


### Lifetime cost of growth deficit in early childhood



## Support and services for early childhood development: Nurturing care

Parents and caregivers need a facilitating environment of laws, policies, services and community support to assist them in providing their young children with nurturing care.



## Facilitating environments

Policies	
✗ Paid maternity leave	✓ Paid paternity leave
✓ National minimum wage	
✓ Child and family social protection	
✗ International Code of Marketing of Breastmilk Substitutes	

International conventions	
✓	Convention on the Rights of the Child
✓	Convention on the Rights of Persons with Disabilities
✓	CRC Optional Protocol on the Sale of Children, Child Prostitution and Child Pornography
✓	Hague Convention on Protection of Children and Cooperation in Respect of Intercountry Adoption





## Egypt

*Countdown to 2030*

Women's, Children's & Adolescents' Health

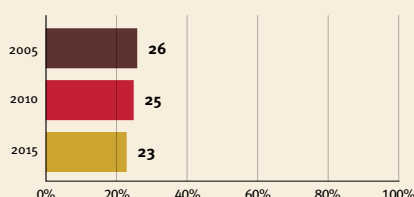
### Demographics

Population (2019)	100,388,000
Annual births	2,577,000
Children under 5 (2019)	12,804,000 (13%)
Under-five mortality	21/1 000

### Threats to Early Childhood Development

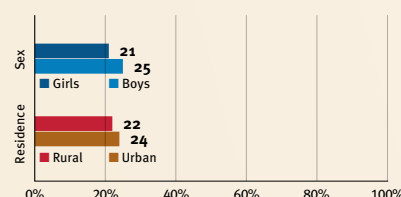
Maternal mortality	37/100 000	Young mothers (births by 18y)	7%
Low birthweight	no data	Preterm births	7%
Child poverty	1%	Under-five stunting	22%
Violent discipline	92%	Inadequate supervision	4%

### Young children at risk of poor development




At risk in 2005, 2010 and 2015, using a composite indicator of under-five stunting or poverty

### Risk by sex and residence



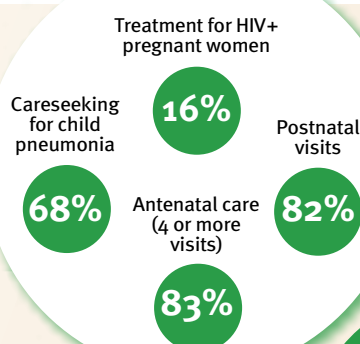
### Lifetime cost of growth deficit in early childhood



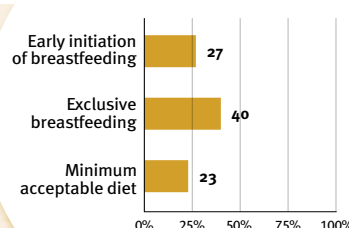
## Support and services for early childhood development: Nurturing care

Parents and caregivers need a facilitating environment of laws, policies, services and community support to assist them in providing their young children with nurturing care.


### Health



### Nutrition



### Early learning



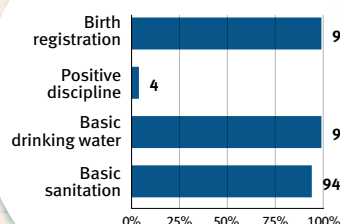
### Responsive caregiving

Public information about ECD  
Parental mental health  
Parent support (groups, home visits)  
Quality child day care



Comparative country data urgently needed

### Security and safety



## Facilitating environments

### Policies

✓	Paid maternity leave	✗	Paid paternity leave
✓	National minimum wage		
✗	Child and family social protection		
✓	International Code of Marketing of Breastmilk Substitutes		

### International conventions

✓	Convention on the Rights of the Child
✓	Convention on the Rights of Persons with Disabilities
✓	CRC Optional Protocol on the Sale of Children, Child Prostitution and Child Pornography
✗	Hague Convention on Protection of Children and Cooperation in Respect of Intercountry Adoption



## El Salvador

*Countdown to 2030*

Women's, Children's & Adolescents' Health

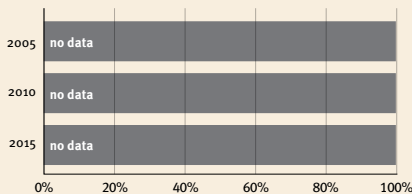
### Demographics

Population (2019)	6,454,000
Annual births	117,000
Children under 5 (2019)	578,000 (9%)
Under-five mortality	14/1 000

### Threats to Early Childhood Development

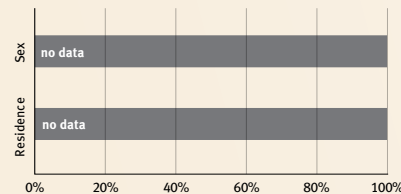
Maternal mortality	46/100 000	Young mothers (births by 18y)	18%
Low birthweight	10%	Preterm births	13%
Child poverty	no data	Under-five stunting	14%
Violent discipline	57%	Inadequate supervision	4%

### Young children at risk of poor development




At risk in 2005, 2010 and 2015, using a composite indicator of under-five stunting or poverty

### Risk by sex and residence



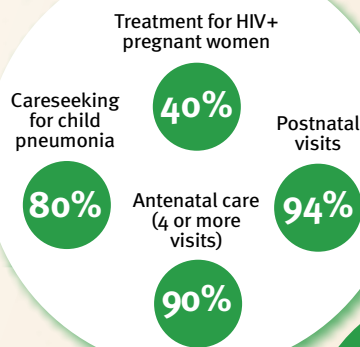
### Lifetime cost of growth deficit in early childhood



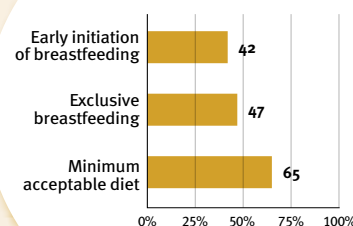
## Support and services for early childhood development: Nurturing care

Parents and caregivers need a facilitating environment of laws, policies, services and community support to assist them in providing their young children with nurturing care.

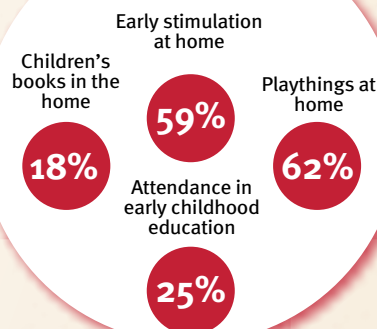
### Health



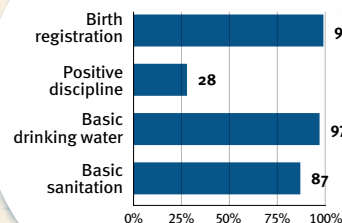
### Nutrition



### Early learning



### Security and safety



### Responsive caregiving

Public information about ECD  
Parental mental health  
Parent support (groups, home visits)  
Quality child day care

?

Comparative country data urgently needed

## Facilitating environments

### Policies

✓ Paid maternity leave	✓ Paid paternity leave
✓ National minimum wage	
✓ Child and family social protection	
✓ International Code of Marketing of Breastmilk Substitutes	

### International conventions

✓ Convention on the Rights of the Child
✓ Convention on the Rights of Persons with Disabilities
✓ CRC Optional Protocol on the Sale of Children, Child Prostitution and Child Pornography
✓ Hague Convention on Protection of Children and Cooperation in Respect of Intercountry Adoption



# Equatorial Guinea

*Countdown to 2030*

Women's, Children's & Adolescents' Health

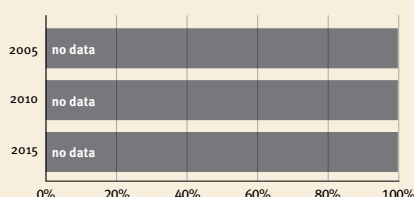
## Demographics

Population (2019)	1,356,000
Annual births	44,000
Children under 5 (2019)	195,000 (14%)
Under-five mortality	85/1 000

## Threats to Early Childhood Development

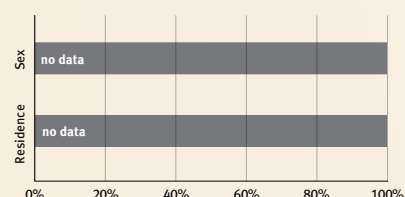
Maternal mortality	301/100 000	Young mothers (births by 18y)	42%
Low birthweight	no data	Preterm births	17%
Child poverty	no data	Under-five stunting	26%
Violent discipline	no data	Inadequate supervision	no data

## Young children at risk of poor development




At risk in 2005, 2010 and 2015, using a composite indicator of under-five stunting or poverty

## Risk by sex and residence



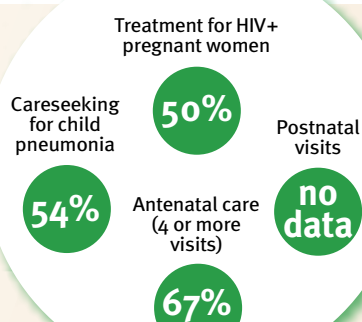
## Lifetime cost of growth deficit in early childhood



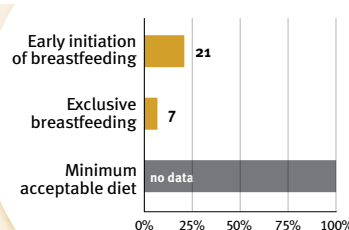
## Support and services for early childhood development: Nurturing care

Parents and caregivers need a facilitating environment of laws, policies, services and community support to assist them in providing their young children with nurturing care.

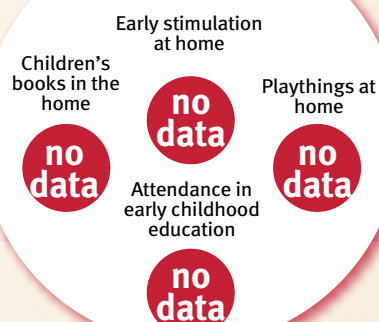
### Health



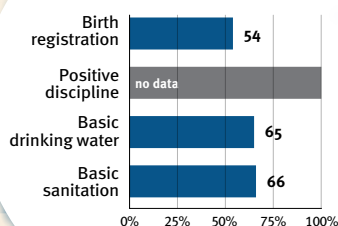
### Nutrition



### Early learning



### Security and safety



### Responsive caregiving

Public information about ECD  
Parental mental health  
Parent support (groups, home visits)  
Quality child day care



Comparative country data urgently needed

## Facilitating environments

### Policies

✗	Paid maternity leave	✓	Paid paternity leave
✓	National minimum wage		
✗	Child and family social protection		
✗	International Code of Marketing of Breastmilk Substitutes		

### International conventions

✓	Convention on the Rights of the Child
no data	Convention on the Rights of Persons with Disabilities
✓	CRC Optional Protocol on the Sale of Children, Child Prostitution and Child Pornography
✗	Hague Convention on Protection of Children and Cooperation in Respect of Intercountry Adoption



## Eritrea

*Countdown to 2030*

Women's, Children's & Adolescents' Health

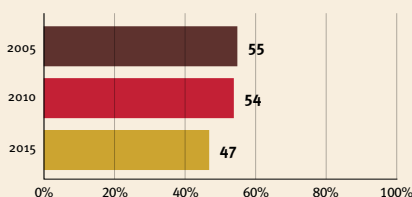
### Demographics

Population (2019)	3,497,000
Annual births	105,000
Children under 5 (2019)	491,000 (14%)
Under-five mortality	42/1 000

### Threats to Early Childhood Development

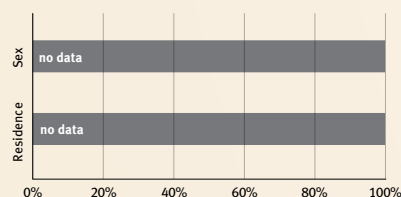
Maternal mortality	480/100 000	Young mothers (births by 18y)	19%
Low birthweight	no data	Preterm births	12%
Child poverty	no data	Under-five stunting	52%
Violent discipline	no data	Inadequate supervision	no data

### Young children at risk of poor development




At risk in 2005, 2010 and 2015, using a composite indicator of under-five stunting or poverty

### Risk by sex and residence



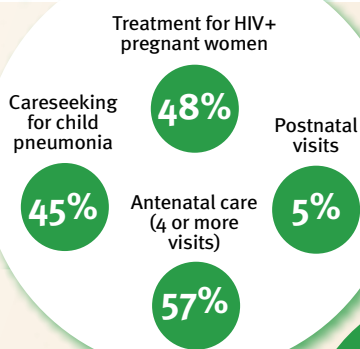
### Lifetime cost of growth deficit in early childhood



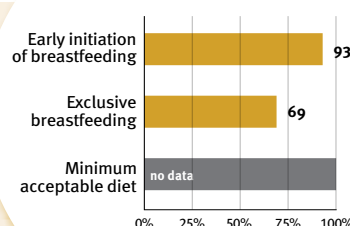
## Support and services for early childhood development: Nurturing care

Parents and caregivers need a facilitating environment of laws, policies, services and community support to assist them in providing their young children with nurturing care.

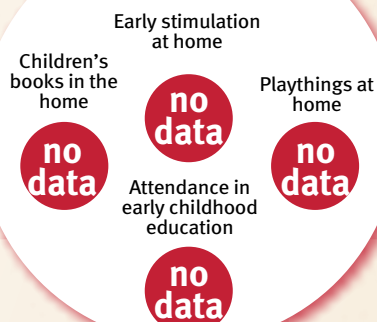
### Health



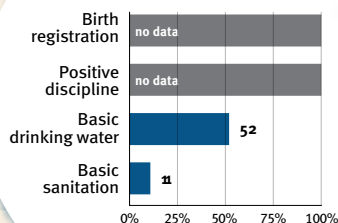
### Nutrition



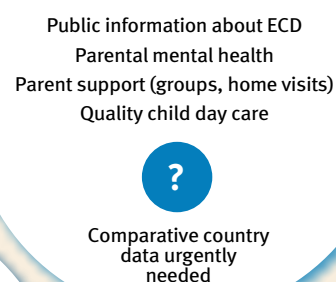
### Early learning



### Security and safety



### Responsive caregiving



## Facilitating environments

### Policies

X	Paid maternity leave	X	Paid paternity leave
X	National minimum wage		
X	Child and family social protection		
X	International Code of Marketing of Breastmilk Substitutes		

### International conventions

✓	Convention on the Rights of the Child
no data	Convention on the Rights of Persons with Disabilities
✓	CRC Optional Protocol on the Sale of Children, Child Prostitution and Child Pornography
X	Hague Convention on Protection of Children and Cooperation in Respect of Intercountry Adoption



## Eswatini

*Countdown to 2030*

Women's, Children's & Adolescents' Health

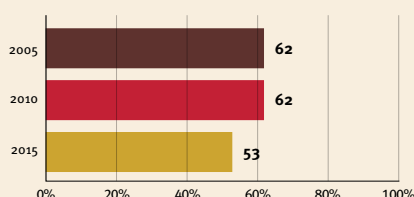
### Demographics

Population (2019)	1,148,000
Annual births	30,000
Children under 5 (2019)	144,000 (13%)
Under-five mortality	54/1 000

### Threats to Early Childhood Development

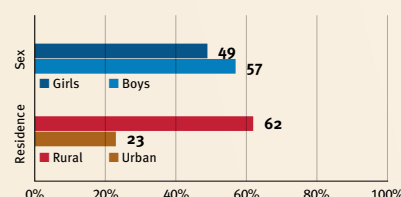
Maternal mortality	437/100 000	Young mothers (births by 18y)	17%
Low birthweight	10%	Preterm births	14%
Child poverty	49%	Under-five stunting	26%
Violent discipline	87%	Inadequate supervision	17%

### Young children at risk of poor development




At risk in 2005, 2010 and 2015, using a composite indicator of under-five stunting or poverty

### Risk by sex and residence



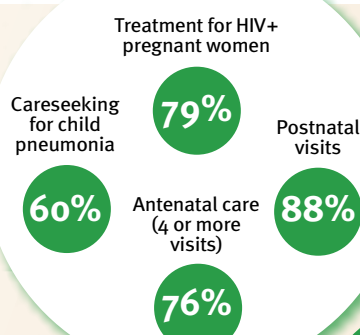
### Lifetime cost of growth deficit in early childhood



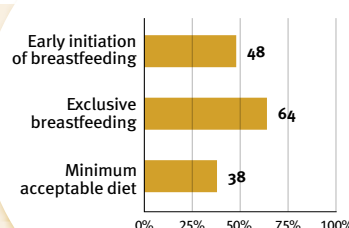
## Support and services for early childhood development: Nurturing care

Parents and caregivers need a facilitating environment of laws, policies, services and community support to assist them in providing their young children with nurturing care.


### Health



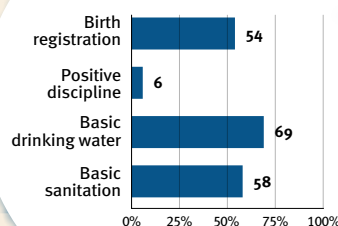
### Nutrition



### Early learning



### Security and safety



### Responsive caregiving

Public information about ECD  
Parental mental health  
Parent support (groups, home visits)  
Quality child day care

?

Comparative country data urgently needed

## Facilitating environments

### Policies

✗	Paid maternity leave	✗	Paid paternity leave
✓	National minimum wage		
✗	Child and family social protection		
✗	International Code of Marketing of Breastmilk Substitutes		

### International conventions

✓	Convention on the Rights of the Child
✓	Convention on the Rights of Persons with Disabilities
✓	CRC Optional Protocol on the Sale of Children, Child Prostitution and Child Pornography
✓	Hague Convention on Protection of Children and Cooperation in Respect of Inter-country Adoption





# Ethiopia

*Countdown to 2030*

Women's, Children's & Adolescents' Health

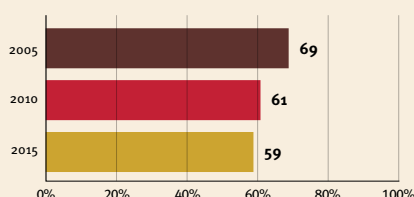
## Demographics

Population (2019)	112,079,000
Annual births	3,579,000
Children under 5 (2019)	16,561,000 (15%)
Under-five mortality	55/1 000

## Threats to Early Childhood Development

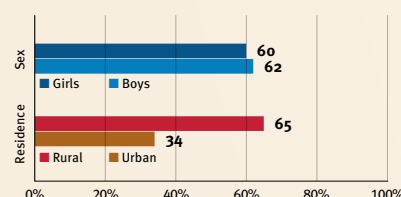
Maternal mortality	401/100 000	Young mothers (births by 18y)	22%
Low birthweight	no data	Preterm births	10%
Child poverty	33%	Under-five stunting	38%
Violent discipline	no data	Inadequate supervision	no data

## Young children at risk of poor development




At risk in 2005, 2010 and 2015, using a composite indicator of under-five stunting or poverty

## Risk by sex and residence



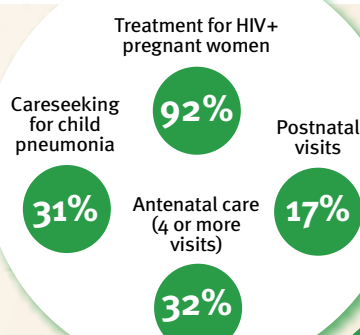
## Lifetime cost of growth deficit in early childhood



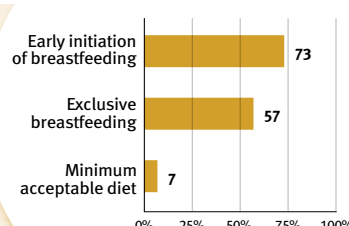
## Support and services for early childhood development: Nurturing care

Parents and caregivers need a facilitating environment of laws, policies, services and community support to assist them in providing their young children with nurturing care.

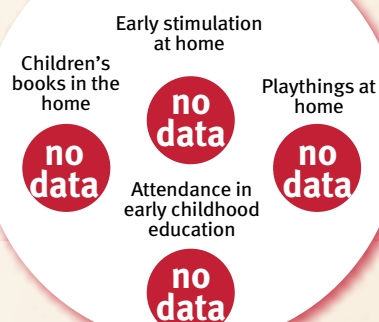
### Health



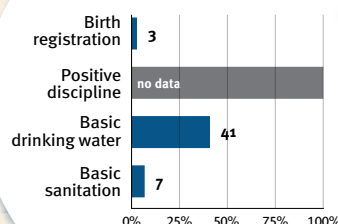
### Nutrition



### Early learning



### Security and safety



### Responsive caregiving

Public information about ECD  
Parental mental health  
Parent support (groups, home visits)  
Quality child day care



Comparative country data urgently needed

## Facilitating environments

### Policies

X	Paid maternity leave	X	Paid paternity leave
X	National minimum wage		
X	Child and family social protection		
X	International Code of Marketing of Breastmilk Substitutes		

### International conventions

✓	Convention on the Rights of the Child
✓	Convention on the Rights of Persons with Disabilities
✓	CRC Optional Protocol on the Sale of Children, Child Prostitution and Child Pornography
X	Hague Convention on Protection of Children and Cooperation in Respect of Intercountry Adoption





## Fiji

## Countdown to 2030

Women's, Children's & Adolescents' Health

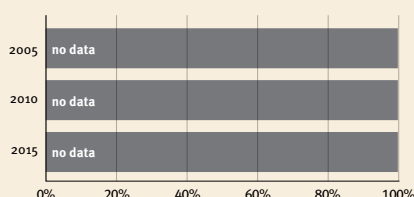
### Demographics

Population (2019)	890,000
Annual births	19,000
Children under 5 (2019)	90,000 (10%)
Under-five mortality	26/1 000

### Threats to Early Childhood Development

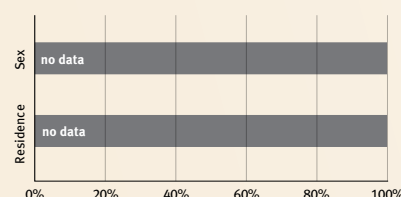
Maternal mortality	34/100 000	Young mothers (births by 18y)	no data
Low birthweight	no data	Preterm births	10%
Child poverty	no data	Under-five stunting	8%
Violent discipline	no data	Inadequate supervision	no data

### Young children at risk of poor development




At risk in 2005, 2010 and 2015, using a composite indicator of under-five stunting or poverty

### Risk by sex and residence

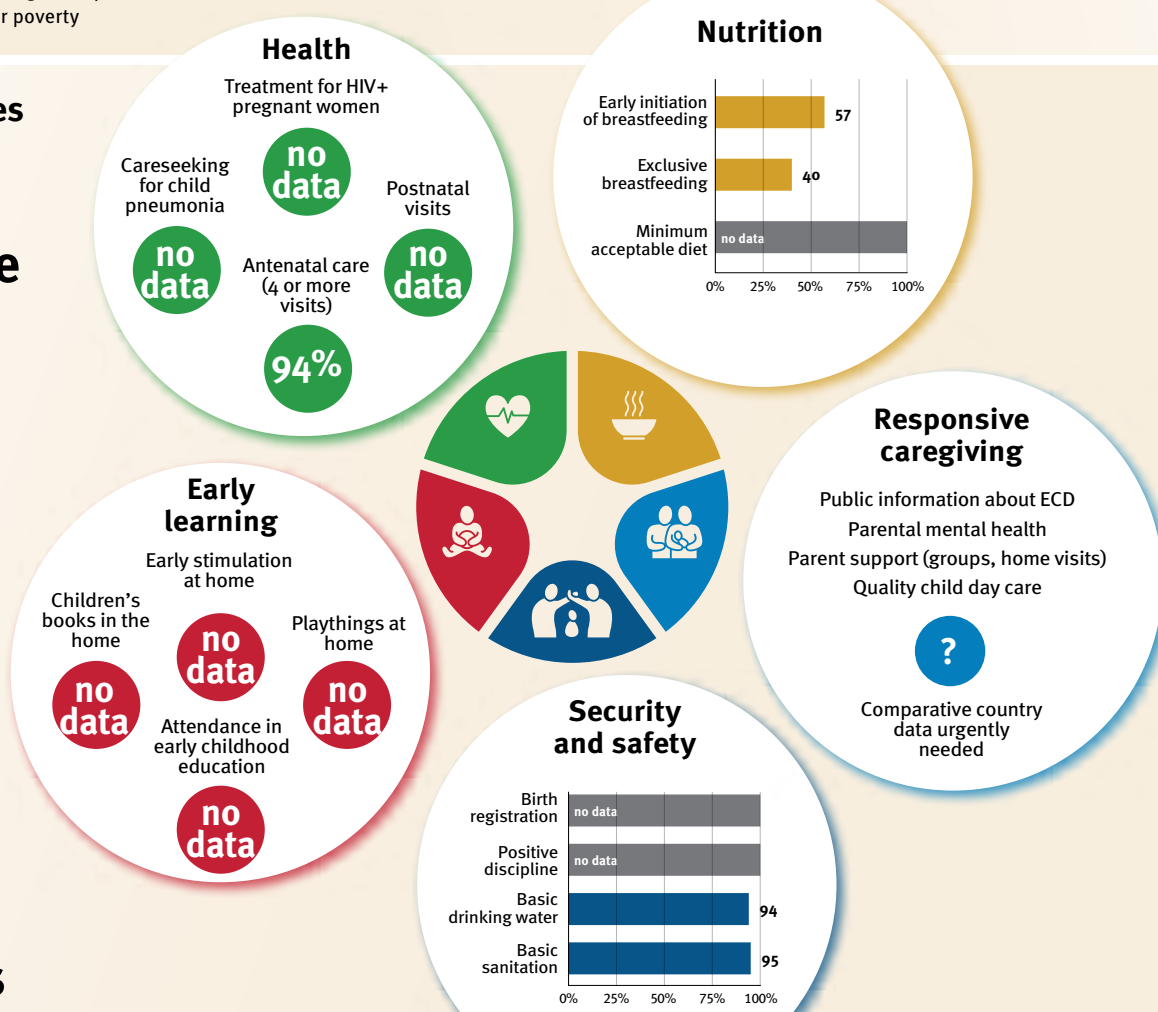


### Lifetime cost of growth deficit in early childhood



## Support and services for early childhood development: Nurturing care

Parents and caregivers need a facilitating environment of laws, policies, services and community support to assist them in providing their young children with nurturing care.



## Facilitating environments

Policies	
✗	Paid maternity leave
✗	Paid paternity leave
✓	National minimum wage
✓	Child and family social protection
✓	International Code of Marketing of Breastmilk Substitutes

International conventions	
✓	Convention on the Rights of the Child
✓	Convention on the Rights of Persons with Disabilities
✓	CRC Optional Protocol on the Sale of Children, Child Prostitution and Child Pornography
✓	Hague Convention on Protection of Children and Cooperation in Respect of Intercountry Adoption



## Gabon

**Countdown to 2030**

Women's, Children's & Adolescents' Health

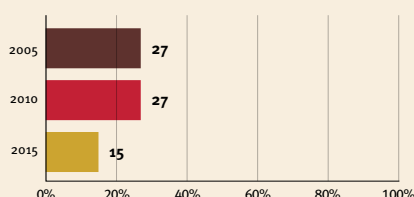
### Demographics

Population (2019)	2,173,000
Annual births	67,000
Children under 5 (2019)	316,000 (15%)
Under-five mortality	45/1 000

### Threats to Early Childhood Development

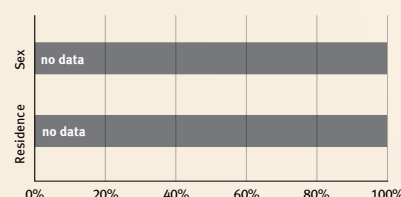
Maternal mortality	252/100 000	Young mothers (births by 18y)	28%
Low birthweight	14%	Preterm births	16%
Child poverty	2%	Under-five stunting	17%
Violent discipline	no data	Inadequate supervision	no data

### Young children at risk of poor development




At risk in 2005, 2010 and 2015, using a composite indicator of under-five stunting or poverty

### Risk by sex and residence



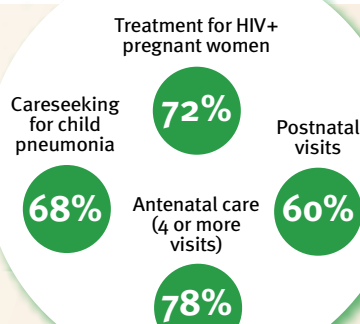
### Lifetime cost of growth deficit in early childhood



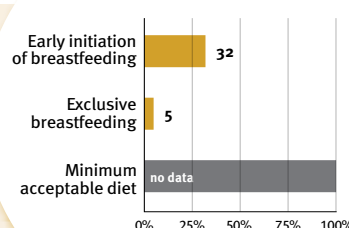
## Support and services for early childhood development: Nurturing care

Parents and caregivers need a facilitating environment of laws, policies, services and community support to assist them in providing their young children with nurturing care.

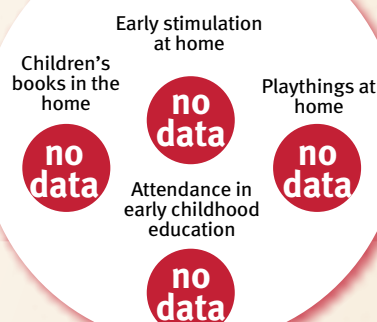
### Health



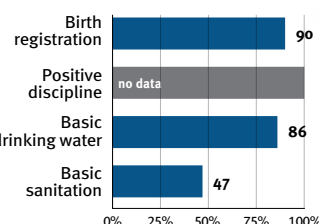
### Nutrition



### Early learning



### Security and safety



### Responsive caregiving

Public information about ECD  
Parental mental health  
Parent support (groups, home visits)  
Quality child day care



Comparative country data urgently needed

## Facilitating environments

### Policies

✓	Paid maternity leave	✗	Paid paternity leave
✓	National minimum wage		
✗	Child and family social protection		
✓	International Code of Marketing of Breastmilk Substitutes		

### International conventions

✓	Convention on the Rights of the Child
✓	Convention on the Rights of Persons with Disabilities
✓	CRC Optional Protocol on the Sale of Children, Child Prostitution and Child Pornography
✗	Hague Convention on Protection of Children and Cooperation in Respect of Intercountry Adoption



## Gambia

*Countdown to 2030*

Women's, Children's & Adolescents' Health

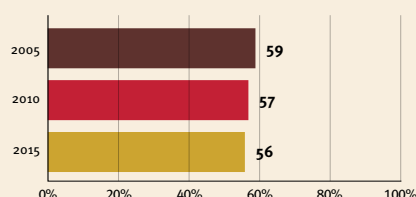
### Demographics

Population (2019)	2,348,000
Annual births	90,000
Children under 5 (2019)	401,000 (17%)
Under-five mortality	58/1 000

### Threats to Early Childhood Development

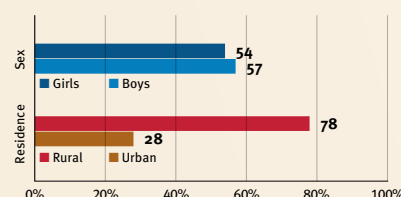
Maternal mortality	597/100 000	Young mothers (births by 18y)	19%
Low birthweight	17%	Preterm births	14%
Child poverty	49%	Under-five stunting	25%
Violent discipline	86%	Inadequate supervision	21%

### Young children at risk of poor development




At risk in 2005, 2010 and 2015, using a composite indicator of under-five stunting or poverty

### Risk by sex and residence



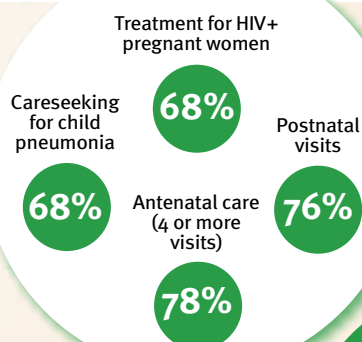
### Lifetime cost of growth deficit in early childhood



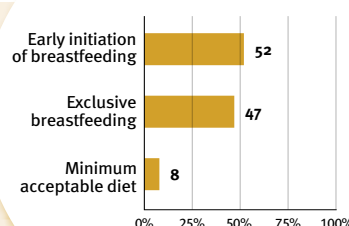
## Support and services for early childhood development: Nurturing care

Parents and caregivers need a facilitating environment of laws, policies, services and community support to assist them in providing their young children with nurturing care.

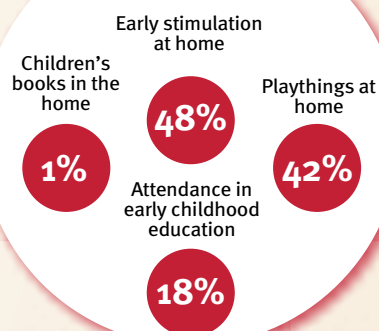
### Health



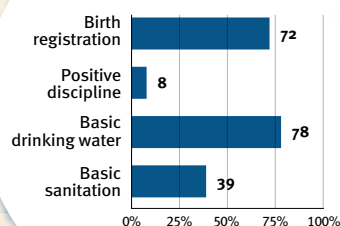
### Nutrition



### Early learning



### Security and safety



### Responsive caregiving

Public information about ECD  
Parental mental health  
Parent support (groups, home visits)  
Quality child day care

?

Comparative country data urgently needed

## Facilitating environments

### Policies

✓	Paid maternity leave	✓	Paid paternity leave
✗	National minimum wage		
✗	Child and family social protection		
✓	International Code of Marketing of Breastmilk Substitutes		

### International conventions

✓	Convention on the Rights of the Child
✓	Convention on the Rights of Persons with Disabilities
✓	CRC Optional Protocol on the Sale of Children, Child Prostitution and Child Pornography
✗	Hague Convention on Protection of Children and Cooperation in Respect of Intercountry Adoption



## Georgia

*Countdown to 2030*

Women's, Children's & Adolescents' Health

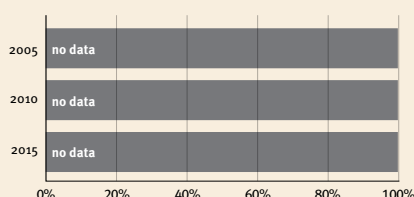
### Demographics

Population (2019)	3,997,000
Annual births	53,000
Children under 5 (2019)	274,000 (7%)
Under-five mortality	10/1 000

### Threats to Early Childhood Development

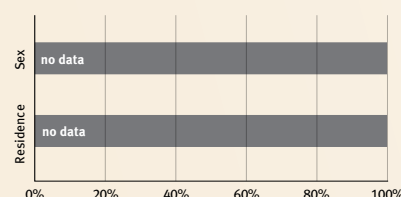
Maternal mortality	25/100 000	Young mothers (births by 18y)	6%
Low birthweight	6%	Preterm births	9%
Child poverty	no data	Under-five stunting	11%
Violent discipline	69%	Inadequate supervision	6%

### Young children at risk of poor development




At risk in 2005, 2010 and 2015, using a composite indicator of under-five stunting or poverty

### Risk by sex and residence



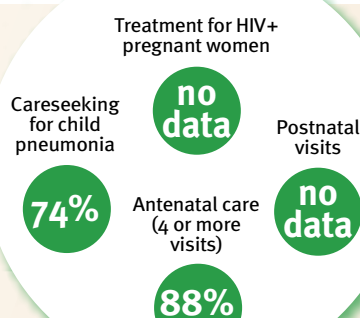
### Lifetime cost of growth deficit in early childhood



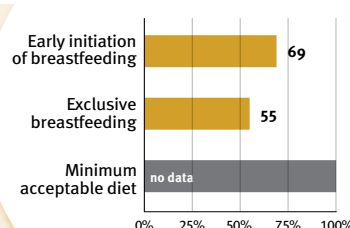
## Support and services for early childhood development: Nurturing care

Parents and caregivers need a facilitating environment of laws, policies, services and community support to assist them in providing their young children with nurturing care.

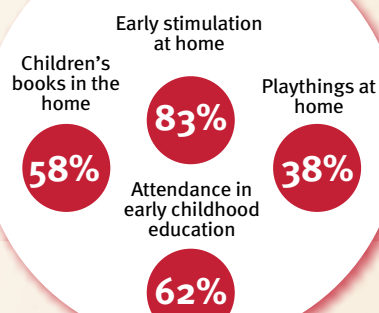
### Health



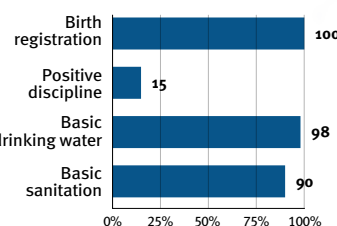
### Nutrition



### Early learning



### Security and safety



### Responsive caregiving

Public information about ECD  
Parental mental health  
Parent support (groups, home visits)  
Quality child day care



Comparative country data urgently needed

## Facilitating environments

### Policies

✓	Paid maternity leave	✗	Paid paternity leave
✗	National minimum wage		
✗	Child and family social protection		
✓	International Code of Marketing of Breastmilk Substitutes		

### International conventions

✓	Convention on the Rights of the Child
✓	Convention on the Rights of Persons with Disabilities
✓	CRC Optional Protocol on the Sale of Children, Child Prostitution and Child Pornography
✓	Hague Convention on Protection of Children and Cooperation in Respect of Intercountry Adoption



## Ghana

*Countdown to 2030*

Women's, Children's & Adolescents' Health

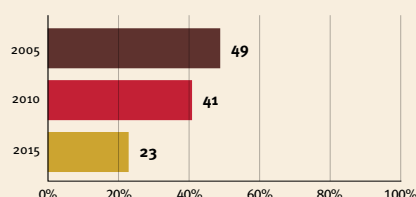
### Demographics

Population (2019)	30,418,000
Annual births	882,000
Children under 5 (2019)	4,135,000 (14%)
Under-five mortality	48/1 000

### Threats to Early Childhood Development

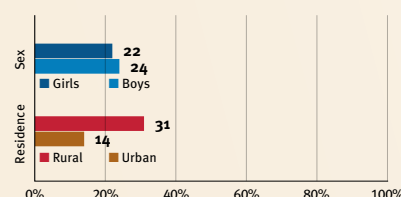
Maternal mortality	308/100 000	Young mothers (births by 18y)	17%
Low birthweight	14%	Preterm births	15%
Child poverty	6%	Under-five stunting	19%
Violent discipline	94%	Inadequate supervision	21%

### Young children at risk of poor development




At risk in 2005, 2010 and 2015, using a composite indicator of under-five stunting or poverty

### Risk by sex and residence



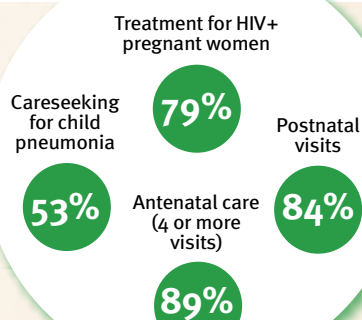
### Lifetime cost of growth deficit in early childhood



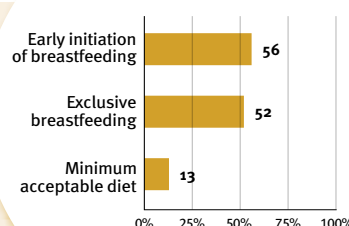
## Support and services for early childhood development: Nurturing care

Parents and caregivers need a facilitating environment of laws, policies, services and community support to assist them in providing their young children with nurturing care.

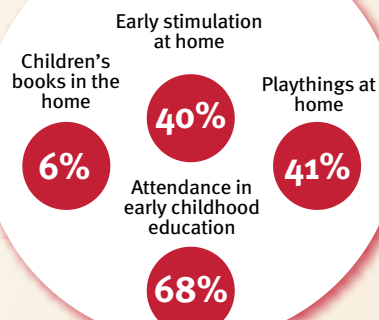
### Health



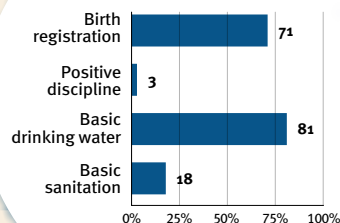
### Nutrition



### Early learning



### Security and safety



### Responsive caregiving

Public information about ECD  
Parental mental health  
Parent support (groups, home visits)  
Quality child day care

?

Comparative country data urgently needed

## Facilitating environments

### Policies

✗	Paid maternity leave	✗	Paid paternity leave
✓	National minimum wage		
✗	Child and family social protection		
✓	International Code of Marketing of Breastmilk Substitutes		

### International conventions

✓	Convention on the Rights of the Child
✓	Convention on the Rights of Persons with Disabilities
✓	CRC Optional Protocol on the Sale of Children, Child Prostitution and Child Pornography
✓	Hague Convention on Protection of Children and Cooperation in Respect of Intercountry Adoption





## Grenada

*Countdown to 2030*

Women's, Children's & Adolescents' Health

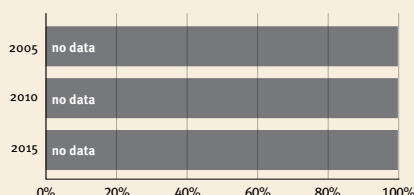
### Demographics

Population (2019)	112,000
Annual births	2,000
Children under 5 (2019)	9,000 (8%)
Under-five mortality	15/1 000

### Threats to Early Childhood Development

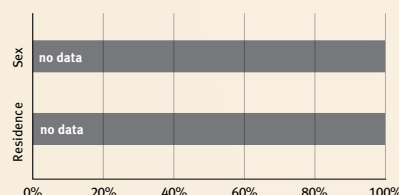
Maternal mortality	25/100 000	Young mothers (births by 18y)	no data
Low birthweight	no data	Preterm births	10%
Child poverty	no data	Under-five stunting	no data
Violent discipline	no data	Inadequate supervision	no data

### Young children at risk of poor development




At risk in 2005, 2010 and 2015, using a composite indicator of under-five stunting or poverty

### Risk by sex and residence

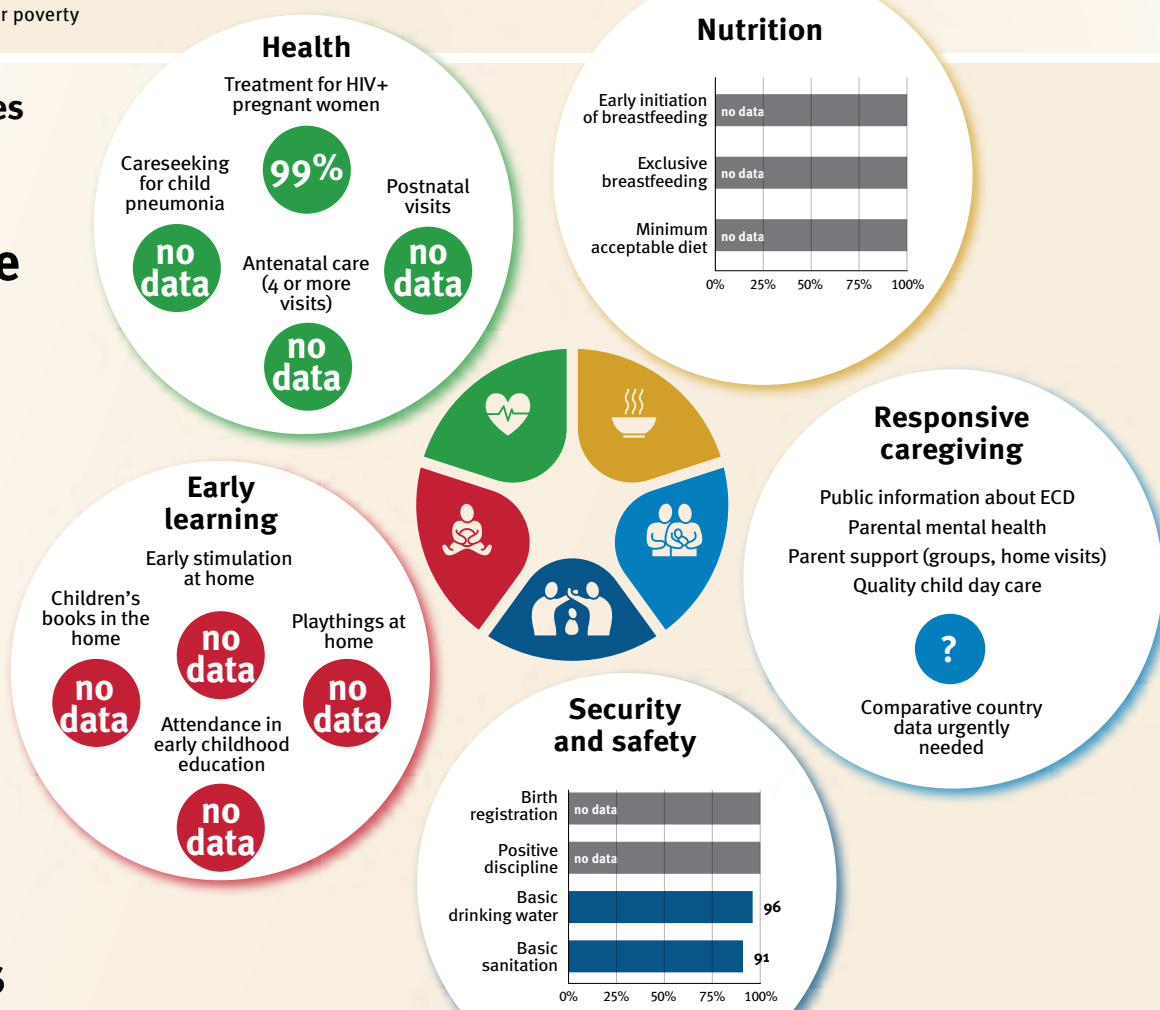


### Lifetime cost of growth deficit in early childhood



## Support and services for early childhood development: Nurturing care

Parents and caregivers need a facilitating environment of laws, policies, services and community support to assist them in providing their young children with nurturing care.



## Facilitating environments

Policies	
✗ Paid maternity leave	✗ Paid paternity leave
✓ National minimum wage	
✗ Child and family social protection	
✗ International Code of Marketing of Breastmilk Substitutes	

International conventions	
✓ Convention on the Rights of the Child	
✓ Convention on the Rights of Persons with Disabilities	
✓ CRC Optional Protocol on the Sale of Children, Child Prostitution and Child Pornography	
✗ Hague Convention on Protection of Children and Cooperation in Respect of Intercountry Adoption	





## Guatemala

*Countdown to 2030*

Women's, Children's & Adolescents' Health

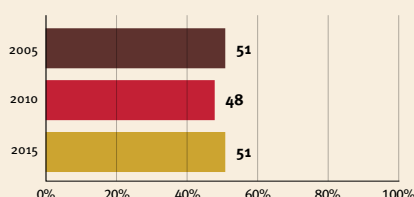
### Demographics

Population (2019)	17,581,000
Annual births	426,000
Children under 5 (2019)	2,056,000 (12%)
Under-five mortality	26/1 000

### Threats to Early Childhood Development

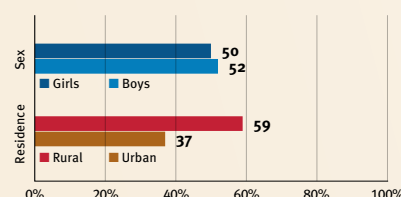
Maternal mortality	95/100 000	Young mothers (births by 18y)	20%
Low birthweight	11%	Preterm births	8%
Child poverty	14%	Under-five stunting	47%
Violent discipline	no data	Inadequate supervision	no data

### Young children at risk of poor development




At risk in 2005, 2010 and 2015, using a composite indicator of under-five stunting or poverty

### Risk by sex and residence



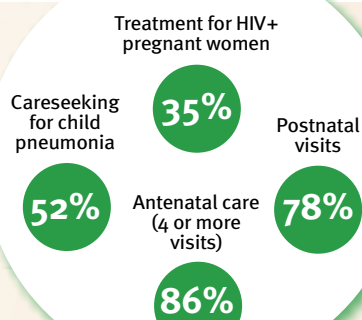
### Lifetime cost of growth deficit in early childhood



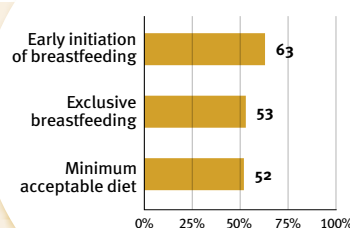
## Support and services for early childhood development: Nurturing care

Parents and caregivers need a facilitating environment of laws, policies, services and community support to assist them in providing their young children with nurturing care.

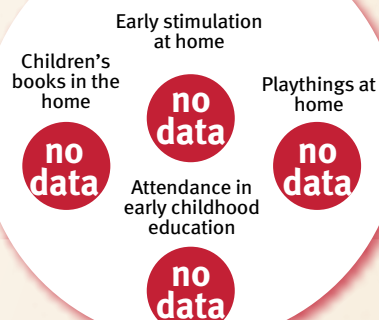
### Health



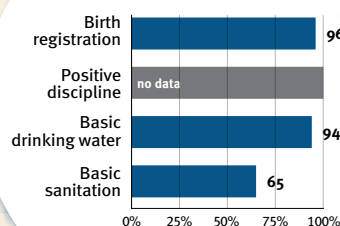
### Nutrition



### Early learning



### Security and safety



### Responsive caregiving

Public information about ECD  
Parental mental health  
Parent support (groups, home visits)  
Quality child day care



Comparative country data urgently needed

## Facilitating environments

### Policies

✗	Paid maternity leave	✓	Paid paternity leave
✓	National minimum wage		
✗	Child and family social protection		
✓	International Code of Marketing of Breastmilk Substitutes		

### International conventions

✓	Convention on the Rights of the Child
✓	Convention on the Rights of Persons with Disabilities
✓	CRC Optional Protocol on the Sale of Children, Child Prostitution and Child Pornography
✓	Hague Convention on Protection of Children and Cooperation in Respect of Intercountry Adoption



## Guinea

*Countdown to 2030*

Women's, Children's & Adolescents' Health

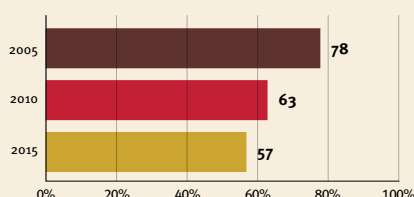
### Demographics

Population (2019)	12,771,000
Annual births	460,000
Children under 5 (2019)	2,060,000 (16%)
Under-five mortality	101/1 000

### Threats to Early Childhood Development

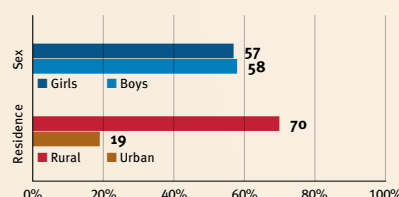
Maternal mortality	576/100 000	Young mothers (births by 18y)	40%
Low birthweight	no data	Preterm births	14%
Child poverty	40%	Under-five stunting	32%
Violent discipline	79%	Inadequate supervision	34%

### Young children at risk of poor development




At risk in 2005, 2010 and 2015, using a composite indicator of under-five stunting or poverty

### Risk by sex and residence



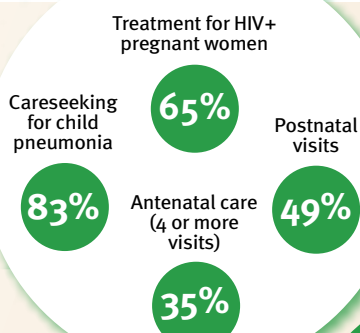
### Lifetime cost of growth deficit in early childhood



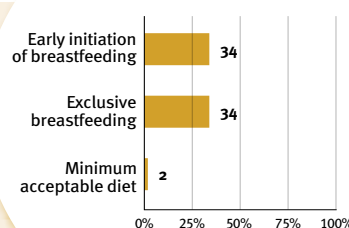
## Support and services for early childhood development: Nurturing care

Parents and caregivers need a facilitating environment of laws, policies, services and community support to assist them in providing their young children with nurturing care.

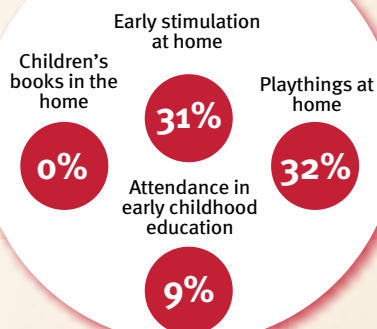
### Health



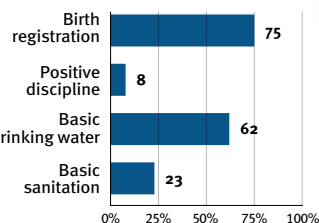
### Nutrition



### Early learning



### Security and safety



### Responsive caregiving

Public information about ECD  
Parental mental health  
Parent support (groups, home visits)  
Quality child day care



Comparative country data urgently needed

## Facilitating environments

### Policies

✓	Paid maternity leave	✗	Paid paternity leave
✗	National minimum wage		
✗	Child and family social protection		
✗	International Code of Marketing of Breastmilk Substitutes		

### International conventions

✓	Convention on the Rights of the Child
✓	Convention on the Rights of Persons with Disabilities
✓	CRC Optional Protocol on the Sale of Children, Child Prostitution and Child Pornography
✓	Hague Convention on Protection of Children and Cooperation in Respect of Intercountry Adoption



## Guinea-Bissau

*Countdown to 2030*

Women's, Children's & Adolescents' Health

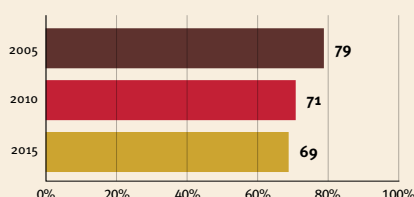
### Demographics

Population (2019)	1,921,000
Annual births	66,000
Children under 5 (2019)	302,000 (16%)
Under-five mortality	81/1 000

### Threats to Early Childhood Development

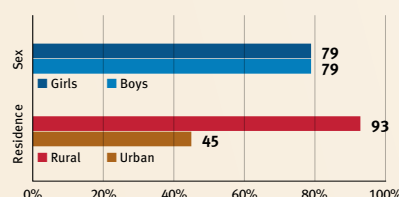
Maternal mortality	667/100 000	Young mothers (births by 18y)	28%
Low birthweight	21%	Preterm births	11%
Child poverty	68%	Under-five stunting	28%
Violent discipline	77%	Inadequate supervision	31%

### Young children at risk of poor development




At risk in 2005, 2010 and 2015, using a composite indicator of under-five stunting or poverty

### Risk by sex and residence



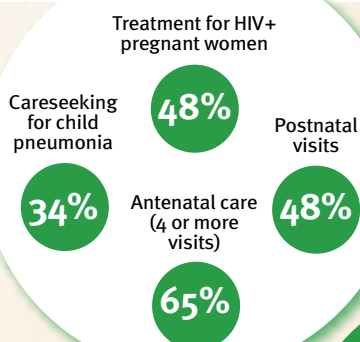
### Lifetime cost of growth deficit in early childhood



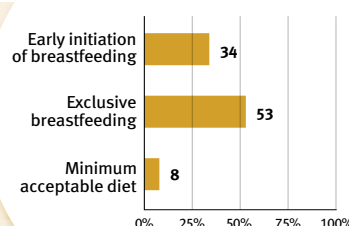
## Support and services for early childhood development: Nurturing care

Parents and caregivers need a facilitating environment of laws, policies, services and community support to assist them in providing their young children with nurturing care.

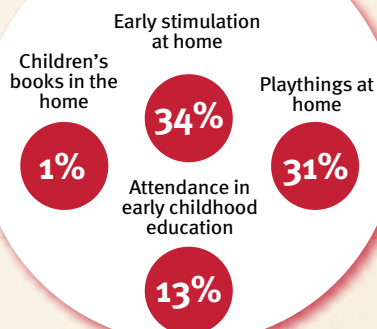
### Health



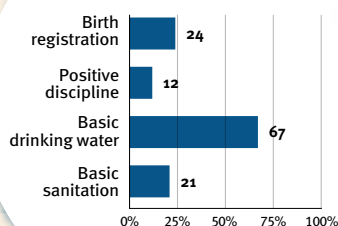
### Nutrition



### Early learning



### Security and safety



### Responsive caregiving

Public information about ECD  
Parental mental health  
Parent support (groups, home visits)  
Quality child day care

?

Comparative country data urgently needed

## Facilitating environments

### Policies

X	Paid maternity leave	X	Paid paternity leave
✓	National minimum wage		
X	Child and family social protection		
X	International Code of Marketing of Breastmilk Substitutes		

### International conventions

✓	Convention on the Rights of the Child
✓	Convention on the Rights of Persons with Disabilities
✓	CRC Optional Protocol on the Sale of Children, Child Prostitution and Child Pornography
X	Hague Convention on Protection of Children and Cooperation in Respect of Inter-country Adoption



## Guyana

**Countdown to 2030**

Women's, Children's & Adolescents' Health

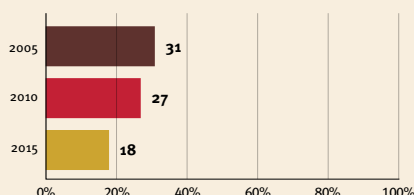
### Demographics

Population (2019)	783,000
Annual births	15,000
Children under 5 (2019)	75,000 (10%)
Under-five mortality	30/1 000

### Threats to Early Childhood Development

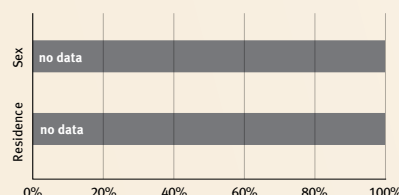
Maternal mortality	169/100 000	Young mothers (births by 18y)	16%
Low birthweight	16%	Preterm births	13%
Child poverty	no data	Under-five stunting	11%
Violent discipline	67%	Inadequate supervision	5%

### Young children at risk of poor development




At risk in 2005, 2010 and 2015, using a composite indicator of under-five stunting or poverty

### Risk by sex and residence



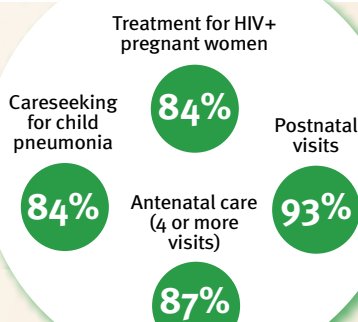
### Lifetime cost of growth deficit in early childhood



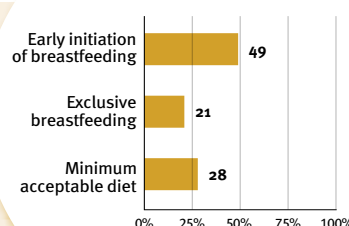
## Support and services for early childhood development: Nurturing care

Parents and caregivers need a facilitating environment of laws, policies, services and community support to assist them in providing their young children with nurturing care.

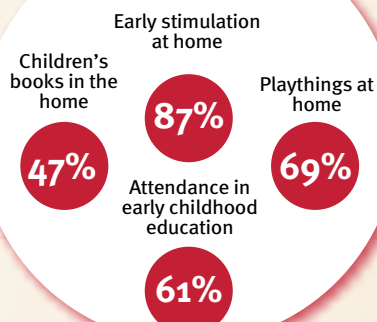
### Health



### Nutrition



### Early learning



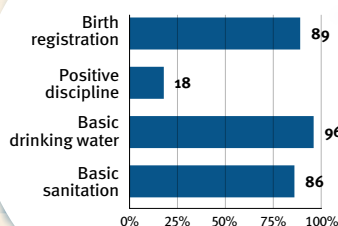
### Responsive caregiving

Public information about ECD  
Parental mental health  
Parent support (groups, home visits)  
Quality child day care

?

Comparative country data urgently needed

### Security and safety



## Facilitating environments

### Policies

✗	Paid maternity leave	✗	Paid paternity leave
✓	National minimum wage		
✗	Child and family social protection		
✗	International Code of Marketing of Breastmilk Substitutes		

### International conventions

✓	Convention on the Rights of the Child
✓	Convention on the Rights of Persons with Disabilities
✓	CRC Optional Protocol on the Sale of Children, Child Prostitution and Child Pornography
✓	Hague Convention on Protection of Children and Cooperation in Respect of Intercountry Adoption



## Haiti

**Countdown to 2030**

Women's, Children's & Adolescents' Health

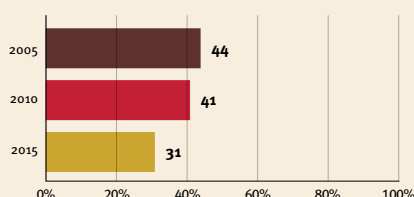
### Demographics

Population (2019)	11,263,000
Annual births	270,000
Children under 5 (2019)	1,266,000 (11%)
Under-five mortality	65/1 000

### Threats to Early Childhood Development

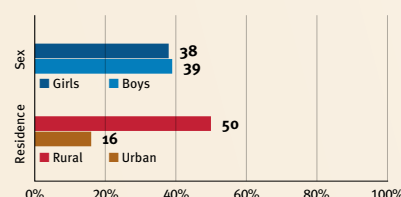
Maternal mortality	480/100 000	Young mothers (births by 18y)	14%
Low birthweight	no data	Preterm births	14%
Child poverty	23%	Under-five stunting	22%
Violent discipline	82%	Inadequate supervision	22%

### Young children at risk of poor development




At risk in 2005, 2010 and 2015, using a composite indicator of under-five stunting or poverty

### Risk by sex and residence



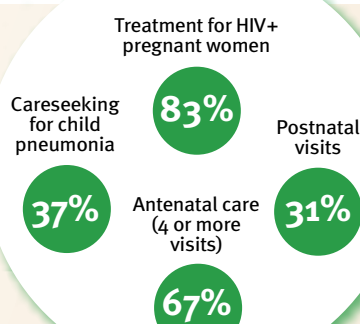
### Lifetime cost of growth deficit in early childhood



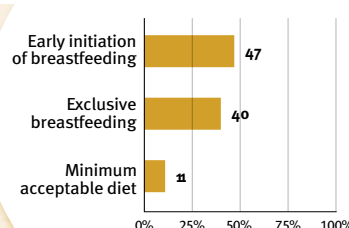
## Support and services for early childhood development: Nurturing care

Parents and caregivers need a facilitating environment of laws, policies, services and community support to assist them in providing their young children with nurturing care.

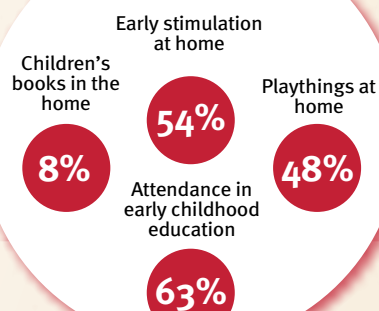
### Health



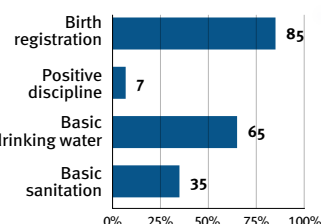
### Nutrition



### Early learning



### Security and safety



### Responsive caregiving

Public information about ECD  
Parental mental health  
Parent support (groups, home visits)  
Quality child day care

?

Comparative country data urgently needed

## Facilitating environments

### Policies

X	Paid maternity leave	X	Paid paternity leave
✓	National minimum wage		
X	Child and family social protection		
X	International Code of Marketing of Breastmilk Substitutes		

### International conventions

✓	Convention on the Rights of the Child
✓	Convention on the Rights of Persons with Disabilities
✓	CRC Optional Protocol on the Sale of Children, Child Prostitution and Child Pornography
✓	Hague Convention on Protection of Children and Cooperation in Respect of Intercountry Adoption





## Honduras

*Countdown to 2030*

Women's, Children's & Adolescents' Health

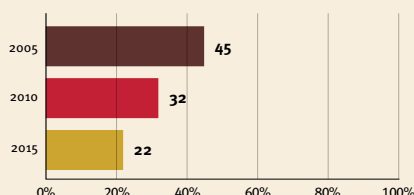
### Demographics

Population (2019)	9,746,000
Annual births	208,000
Children under 5 (2019)	1,011,000 (10%)
Under-five mortality	18/1 000

### Threats to Early Childhood Development

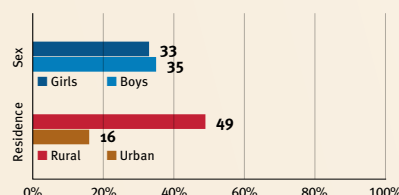
Maternal mortality	65/100 000	Young mothers (births by 18y)	22%
Low birthweight	11%	Preterm births	12%
Child poverty	20%	Under-five stunting	23%
Violent discipline	no data	Inadequate supervision	4%

### Young children at risk of poor development




At risk in 2005, 2010 and 2015, using a composite indicator of under-five stunting or poverty

### Risk by sex and residence



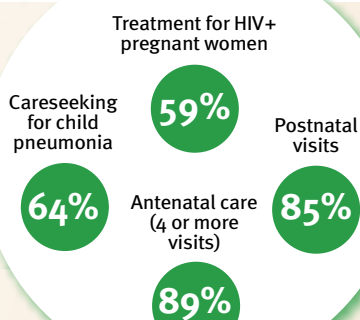
### Lifetime cost of growth deficit in early childhood



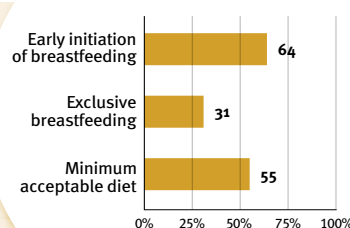
## Support and services for early childhood development: Nurturing care

Parents and caregivers need a facilitating environment of laws, policies, services and community support to assist them in providing their young children with nurturing care.


### Health



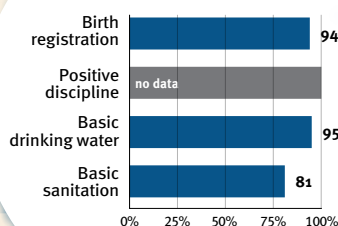
### Nutrition



### Early learning



### Security and safety



### Responsive caregiving

Public information about ECD  
Parental mental health  
Parent support (groups, home visits)  
Quality child day care

?

Comparative country data urgently needed

## Facilitating environments

### Policies

X	Paid maternity leave	X	Paid paternity leave
✓	National minimum wage		
X	Child and family social protection		
X	International Code of Marketing of Breastmilk Substitutes		

### International conventions

✓	Convention on the Rights of the Child
✓	Convention on the Rights of Persons with Disabilities
✓	CRC Optional Protocol on the Sale of Children, Child Prostitution and Child Pornography
✓	Hague Convention on Protection of Children and Cooperation in Respect of Intercountry Adoption



## India

*Countdown to 2030*

Women's, Children's & Adolescents' Health

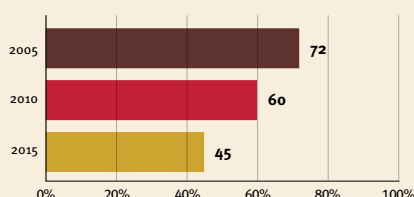
### Demographics

Population (2019)	1,366,418,000
Annual births	24,116,000
Children under 5 (2019)	116,782,000 (9%)
Under-five mortality	37/1 000

### Threats to Early Childhood Development

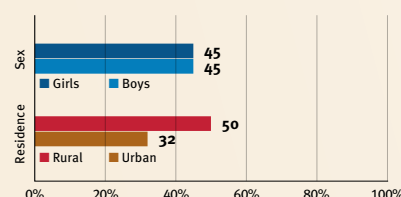
Maternal mortality	145/100 000	Young mothers (births by 18y)	9%
Low birthweight	no data	Preterm births	13%
Child poverty	14%	Under-five stunting	38%
Violent discipline	no data	Inadequate supervision	no data

### Young children at risk of poor development




At risk in 2005, 2010 and 2015, using a composite indicator of under-five stunting or poverty

### Risk by sex and residence



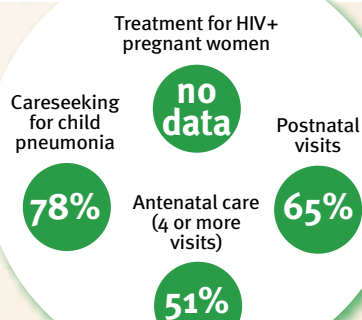
### Lifetime cost of growth deficit in early childhood



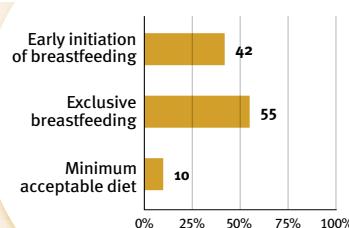
## Support and services for early childhood development: Nurturing care

Parents and caregivers need a facilitating environment of laws, policies, services and community support to assist them in providing their young children with nurturing care.


#### Health



#### Nutrition



#### Early learning



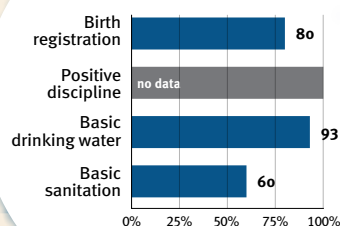
#### Responsive caregiving

Public information about ECD  
Parental mental health  
Parent support (groups, home visits)  
Quality child day care



Comparative country data urgently needed

#### Security and safety



## Facilitating environments

#### Policies

✓	Paid maternity leave	✗	Paid paternity leave
✓	National minimum wage		
✗	Child and family social protection		
✓	International Code of Marketing of Breastmilk Substitutes		

#### International conventions

✓	Convention on the Rights of the Child
✓	Convention on the Rights of Persons with Disabilities
✓	CRC Optional Protocol on the Sale of Children, Child Prostitution and Child Pornography
✓	Hague Convention on Protection of Children and Cooperation in Respect of Intercountry Adoption



## Indonesia

*Countdown to 2030*

Women's, Children's & Adolescents' Health

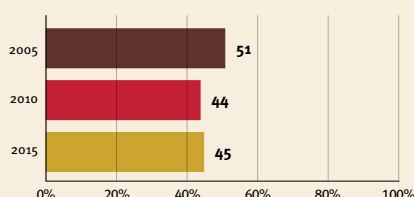
### Demographics

Population (2019)	270,626,000
Annual births	4,801,000
Children under 5 (2019)	23,940,000 (9%)
Under-five mortality	25/1 000

### Threats to Early Childhood Development

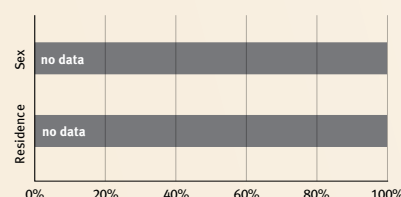
Maternal mortality	177/100 000	Young mothers (births by 18y)	7%
Low birthweight	10%	Preterm births	16%
Child poverty	no data	Under-five stunting	36%
Violent discipline	no data	Inadequate supervision	no data

### Young children at risk of poor development




At risk in 2005, 2010 and 2015, using a composite indicator of under-five stunting or poverty

### Risk by sex and residence



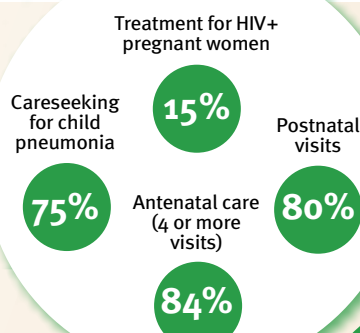
### Lifetime cost of growth deficit in early childhood



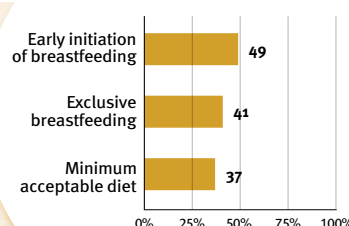
## Support and services for early childhood development: Nurturing care

Parents and caregivers need a facilitating environment of laws, policies, services and community support to assist them in providing their young children with nurturing care.

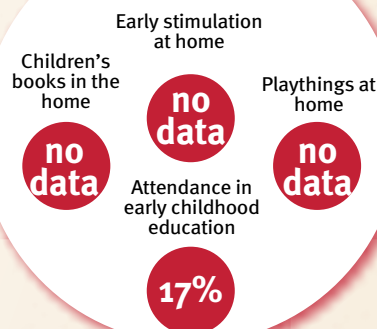
### Health



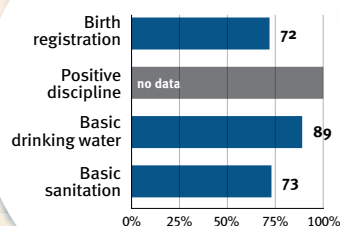
### Nutrition



### Early learning



### Security and safety



### Responsive caregiving

Public information about ECD  
Parental mental health  
Parent support (groups, home visits)  
Quality child day care



Comparative country data urgently needed

## Facilitating environments

### Policies

✗	Paid maternity leave	✓	Paid paternity leave
✓	National minimum wage		
✓	Child and family social protection		
✓	International Code of Marketing of Breastmilk Substitutes		

### International conventions

✓	Convention on the Rights of the Child
✓	Convention on the Rights of Persons with Disabilities
✓	CRC Optional Protocol on the Sale of Children, Child Prostitution and Child Pornography
✗	Hague Convention on Protection of Children and Cooperation in Respect of Intercountry Adoption



## Iran (Islamic Republic of)

*Countdown to 2030*

Women's, Children's & Adolescents' Health

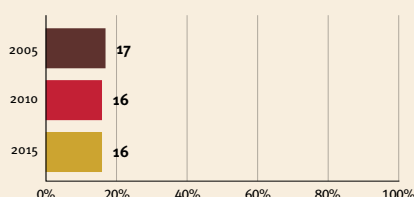
### Demographics

Population (2019)	82,914,000
Annual births	1,524,000
Children under 5 (2019)	7,583,000 (9%)
Under-five mortality	14/1 000

### Threats to Early Childhood Development

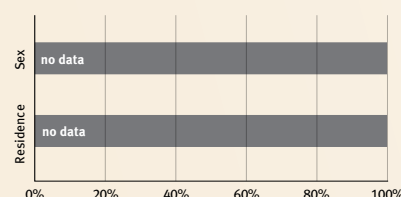
Maternal mortality	16/100 000	Young mothers (births by 18y)	5%
Low birthweight	no data	Preterm births	13%
Child poverty	no data	Under-five stunting	7%
Violent discipline	no data	Inadequate supervision	15%

### Young children at risk of poor development




At risk in 2005, 2010 and 2015, using a composite indicator of under-five stunting or poverty

### Risk by sex and residence



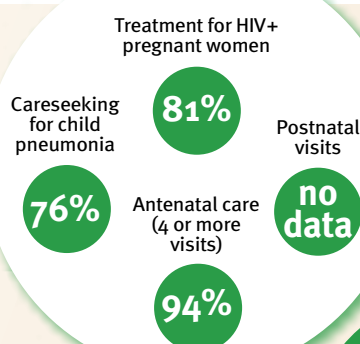
### Lifetime cost of growth deficit in early childhood



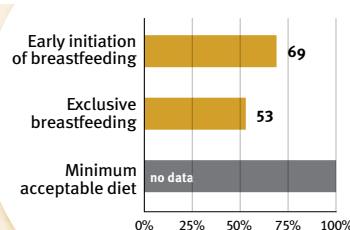
## Support and services for early childhood development: Nurturing care

Parents and caregivers need a facilitating environment of laws, policies, services and community support to assist them in providing their young children with nurturing care.


### Health



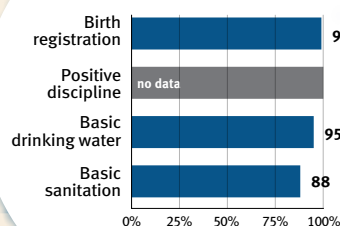
### Nutrition



### Early learning



### Security and safety



### Responsive caregiving

Public information about ECD  
Parental mental health  
Parent support (groups, home visits)  
Quality child day care



Comparative country data urgently needed

## Facilitating environments

### Policies

X	Paid maternity leave	X	Paid paternity leave
✓	National minimum wage		
X	Child and family social protection		
X	International Code of Marketing of Breastmilk Substitutes		

### International conventions

✓	Convention on the Rights of the Child
✓	Convention on the Rights of Persons with Disabilities
✓	CRC Optional Protocol on the Sale of Children, Child Prostitution and Child Pornography
X	Hague Convention on Protection of Children and Cooperation in Respect of Intercountry Adoption



## Iraq

## Countdown to 2030

Women's, Children's & Adolescents' Health

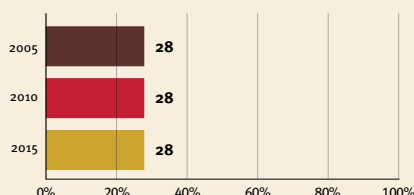
### Demographics

Population (2019)	39,310,000
Annual births	1,124,000
Children under 5 (2019)	5,374,000 (14%)
Under-five mortality	27/1 000

### Threats to Early Childhood Development

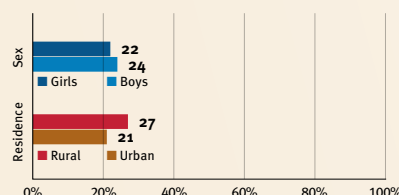
Maternal mortality	79/100 000	Young mothers (births by 18y)	14%
Low birthweight	no data	Preterm births	7%
Child poverty	2%	Under-five stunting	22%
Violent discipline	79%	Inadequate supervision	10%

### Young children at risk of poor development




At risk in 2005, 2010 and 2015, using a composite indicator of under-five stunting or poverty

### Risk by sex and residence



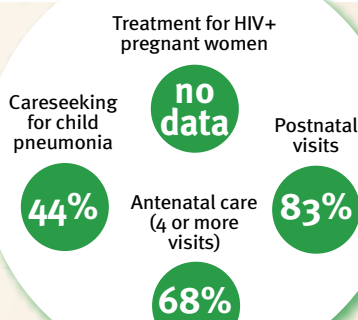
### Lifetime cost of growth deficit in early childhood



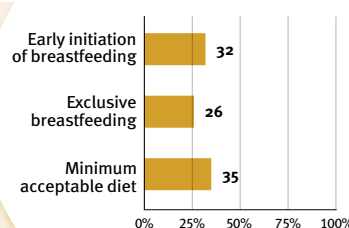
## Support and services for early childhood development: Nurturing care

Parents and caregivers need a facilitating environment of laws, policies, services and community support to assist them in providing their young children with nurturing care.

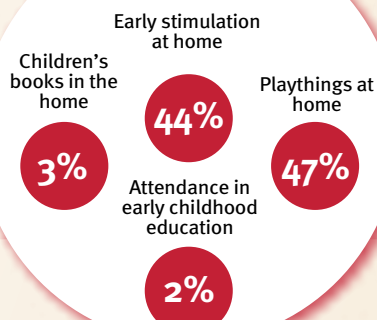
### Health



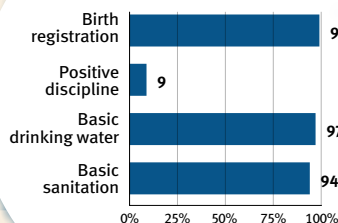
### Nutrition



### Early learning



### Security and safety



### Responsive caregiving

Public information about ECD  
Parental mental health  
Parent support (groups, home visits)  
Quality child day care

?

Comparative country data urgently needed

## Facilitating environments

### Policies

✓	Paid maternity leave	✗	Paid paternity leave
✓	National minimum wage		
✓	Child and family social protection		
✗	International Code of Marketing of Breastmilk Substitutes		

### International conventions

✓	Convention on the Rights of the Child
✓	Convention on the Rights of Persons with Disabilities
✓	CRC Optional Protocol on the Sale of Children, Child Prostitution and Child Pornography
✗	Hague Convention on Protection of Children and Cooperation in Respect of Intercountry Adoption





## Jamaica

*Countdown to 2030*

Women's, Children's & Adolescents' Health

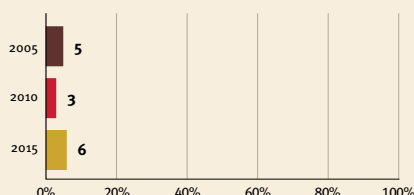
### Demographics

Population (2019)	2,948,000
Annual births	47,000
Children under 5 (2019)	233,000 (8%)
Under-five mortality	14/1 000

### Threats to Early Childhood Development

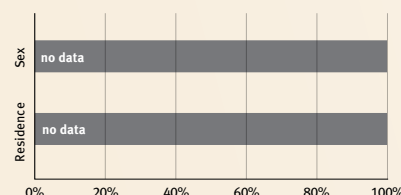
Maternal mortality	80/100 000	Young mothers (births by 18y)	15%
Low birthweight	15%	Preterm births	10%
Child poverty	no data	Under-five stunting	6%
Violent discipline	85%	Inadequate supervision	2%

### Young children at risk of poor development




At risk in 2005, 2010 and 2015, using a composite indicator of under-five stunting or poverty

### Risk by sex and residence



### Lifetime cost of growth deficit in early childhood



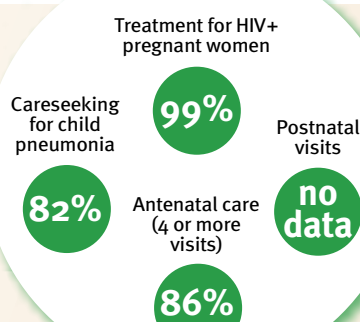
### Early Childhood Development Index

89%

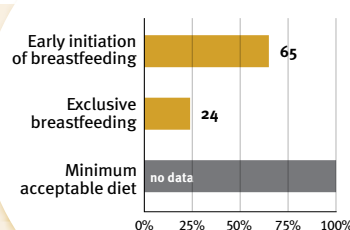
## Support and services for early childhood development: Nurturing care

Parents and caregivers need a facilitating environment of laws, policies, services and community support to assist them in providing their young children with nurturing care.

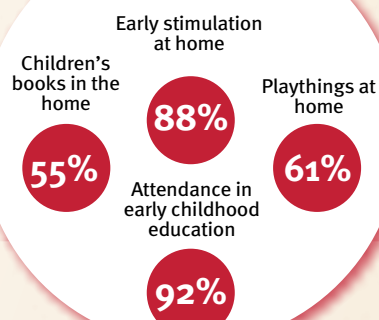
### Health



### Nutrition



### Early learning



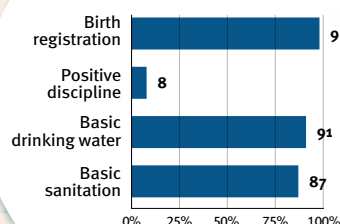
### Responsive caregiving

Public information about ECD  
Parental mental health  
Parent support (groups, home visits)  
Quality child day care

?

Comparative country data urgently needed

### Security and safety



## Facilitating environments

### Policies

✗	Paid maternity leave	✗	Paid paternity leave
✓	National minimum wage		
✓	Child and family social protection		
✗	International Code of Marketing of Breastmilk Substitutes		

### International conventions

✓	Convention on the Rights of the Child
✓	Convention on the Rights of Persons with Disabilities
✓	CRC Optional Protocol on the Sale of Children, Child Prostitution and Child Pornography
✗	Hague Convention on Protection of Children and Cooperation in Respect of Inter-country Adoption



## Jordan

**Countdown to 2030**

Women's, Children's & Adolescents' Health

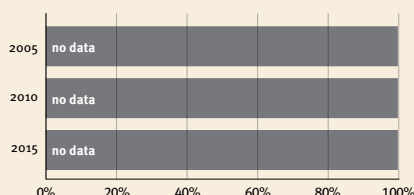
### Demographics

Population (2019)	10,102,000
Annual births	215,000
Children under 5 (2019)	1,087,000 (11%)
Under-five mortality	16/1 000

### Threats to Early Childhood Development

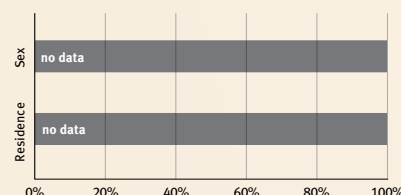
Maternal mortality	46/100 000	Young mothers (births by 18y)	5%
Low birthweight	14%	Preterm births	14%
Child poverty	no data	Under-five stunting	8%
Violent discipline	80%	Inadequate supervision	16%

### Young children at risk of poor development




At risk in 2005, 2010 and 2015, using a composite indicator of under-five stunting or poverty

### Risk by sex and residence



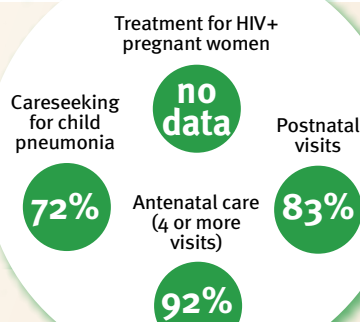
### Lifetime cost of growth deficit in early childhood



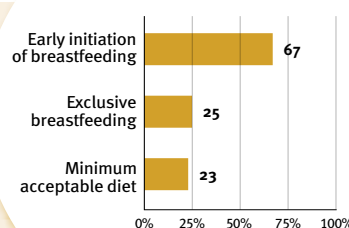
## Support and services for early childhood development: Nurturing care

Parents and caregivers need a facilitating environment of laws, policies, services and community support to assist them in providing their young children with nurturing care.

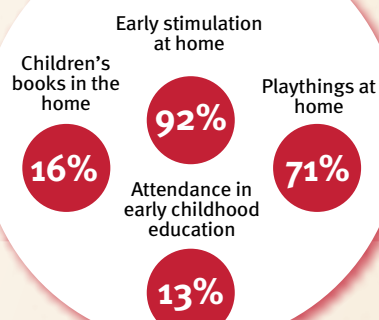
### Health



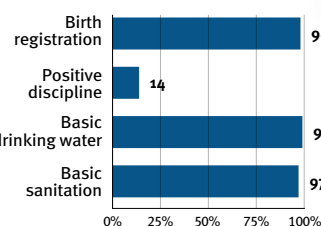
### Nutrition



### Early learning



### Security and safety



### Responsive caregiving

Public information about ECD  
Parental mental health  
Parent support (groups, home visits)  
Quality child day care



Comparative country data urgently needed

## Facilitating environments

### Policies

✗	Paid maternity leave	✗	Paid paternity leave
✓	National minimum wage		
✗	Child and family social protection		
✗	International Code of Marketing of Breastmilk Substitutes		

### International conventions

✓	Convention on the Rights of the Child
✓	Convention on the Rights of Persons with Disabilities
✓	CRC Optional Protocol on the Sale of Children, Child Prostitution and Child Pornography
✗	Hague Convention on Protection of Children and Cooperation in Respect of Inter-country Adoption



## Kazakhstan

**Countdown to 2030**

Women's, Children's & Adolescents' Health

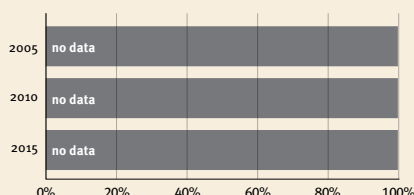
### Demographics

Population (2019)	18,551,000
Annual births	376,000
Children under 5 (2019)	1,948,000 (11%)
Under-five mortality	10/1 000

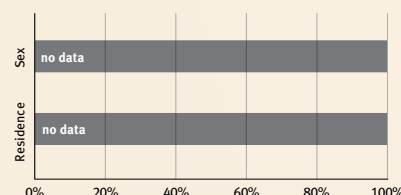
### Threats to Early Childhood Development

Maternal mortality	10/100 000	Young mothers (births by 18y)	2%
Low birthweight	5%	Preterm births	9%
Child poverty	no data	Under-five stunting	8%
Violent discipline	46%	Inadequate supervision	5%


### Young children at risk of poor development



### Risk by sex and residence



### Lifetime cost of growth deficit in early childhood

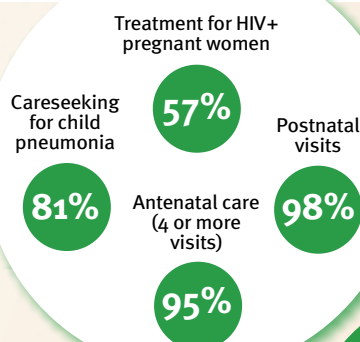


At risk in 2005, 2010 and 2015, using a composite indicator of under-five stunting or poverty

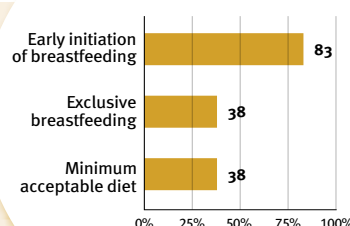
## Support and services for early childhood development: Nurturing care

Parents and caregivers need a facilitating environment of laws, policies, services and community support to assist them in providing their young children with nurturing care.


### Health



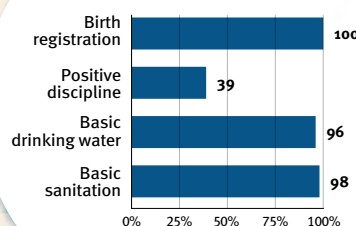
### Nutrition



### Early learning



### Security and safety



### Responsive caregiving

Public information about ECD  
Parental mental health  
Parent support (groups, home visits)  
Quality child day care

?

Comparative country data urgently needed

## Facilitating environments

### Policies

✓	Paid maternity leave	✗	Paid paternity leave
✓	National minimum wage		
✓	Child and family social protection		
✗	International Code of Marketing of Breastmilk Substitutes		

### International conventions

✓	Convention on the Rights of the Child
✓	Convention on the Rights of Persons with Disabilities
✓	CRC Optional Protocol on the Sale of Children, Child Prostitution and Child Pornography
✓	Hague Convention on Protection of Children and Cooperation in Respect of Intercountry Adoption



## Kenya

*Countdown to 2030*

Women's, Children's & Adolescents' Health

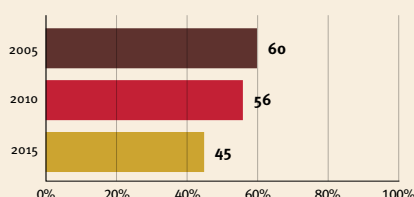
### Demographics

Population (2019)	52,574,000
Annual births	1,491,000
Children under 5 (2019)	7,009,000 (13%)
Under-five mortality	41/1 000

### Threats to Early Childhood Development

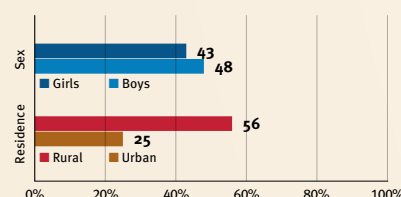
Maternal mortality	342/100 000	Young mothers (births by 18y)	23%
Low birthweight	11%	Preterm births	12%
Child poverty	29%	Under-five stunting	26%
Violent discipline	no data	Inadequate supervision	no data

### Young children at risk of poor development




At risk in 2005, 2010 and 2015, using a composite indicator of under-five stunting or poverty

### Risk by sex and residence



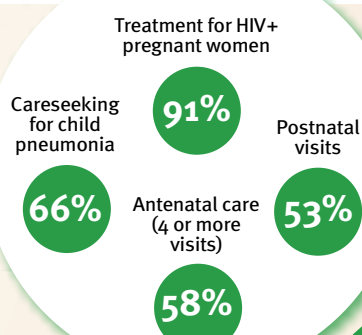
### Lifetime cost of growth deficit in early childhood



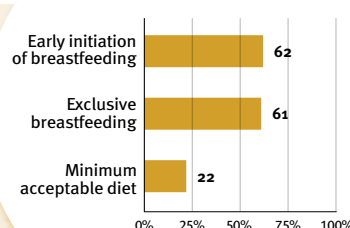
## Support and services for early childhood development: Nurturing care

Parents and caregivers need a facilitating environment of laws, policies, services and community support to assist them in providing their young children with nurturing care.


### Health



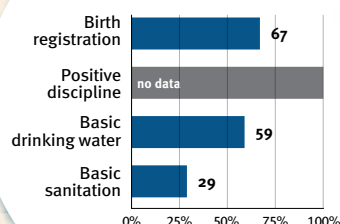
### Nutrition



### Early learning



### Security and safety



### Responsive caregiving

Public information about ECD  
Parental mental health  
Parent support (groups, home visits)  
Quality child day care



Comparative country data urgently needed

## Facilitating environments

### Policies

✗	Paid maternity leave	✓	Paid paternity leave
✓	National minimum wage		
✗	Child and family social protection		
✓	International Code of Marketing of Breastmilk Substitutes		

### International conventions

✓	Convention on the Rights of the Child
✓	Convention on the Rights of Persons with Disabilities
✓	CRC Optional Protocol on the Sale of Children, Child Prostitution and Child Pornography
✓	Hague Convention on Protection of Children and Cooperation in Respect of Intercountry Adoption



## Kiribati

*Countdown to 2030*

Women's, Children's & Adolescents' Health

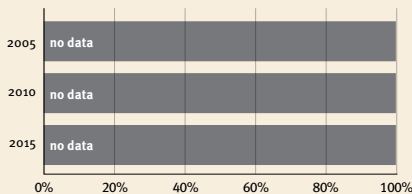
### Demographics

Population (2019)	118,000
Annual births	3,000
Children under 5 (2019)	15,000 (13%)
Under-five mortality	53/1 000

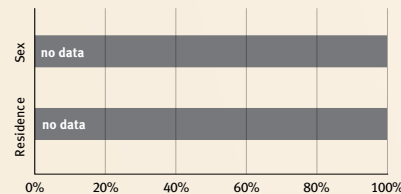
### Threats to Early Childhood Development

Maternal mortality	92/100 000	Young mothers (births by 18y)	9%
Low birthweight	no data	Preterm births	10%
Child poverty	no data	Under-five stunting	34%
Violent discipline	no data	Inadequate supervision	no data


### Young children at risk of poor development



### Risk by sex and residence



### Lifetime cost of growth deficit in early childhood

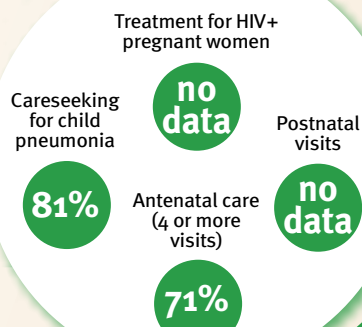


At risk in 2005, 2010 and 2015, using a composite indicator of under-five stunting or poverty

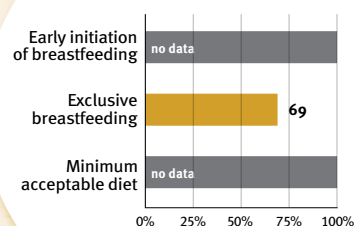
## Support and services for early childhood development: Nurturing care

Parents and caregivers need a facilitating environment of laws, policies, services and community support to assist them in providing their young children with nurturing care.

### Health



### Nutrition




### Responsive caregiving

Public information about ECD  
Parental mental health  
Parent support (groups, home visits)  
Quality child day care

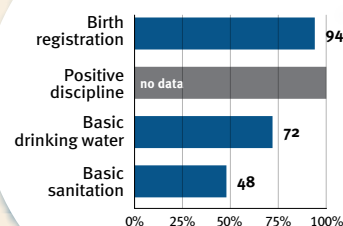


Comparative country data urgently needed

### Early learning



### Security and safety



## Facilitating environments

### Policies

X	Paid maternity leave	no data	Paid paternity leave
no data	National minimum wage		
X	Child and family social protection		
X	International Code of Marketing of Breastmilk Substitutes		

### International conventions

✓	Convention on the Rights of the Child
✓	Convention on the Rights of Persons with Disabilities
✓	CRC Optional Protocol on the Sale of Children, Child Prostitution and Child Pornography
X	Hague Convention on Protection of Children and Cooperation in Respect of Intercountry Adoption





## Kyrgyzstan

*Countdown to 2030*

Women's, Children's & Adolescents' Health

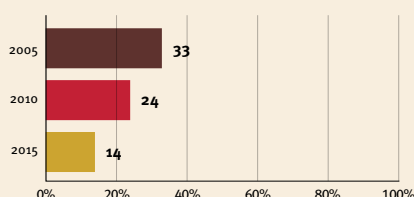
### Demographics

Population (2019)	6,416,000
Annual births	153,000
Children under 5 (2019)	773,000 (12%)
Under-five mortality	19/1 000

### Threats to Early Childhood Development

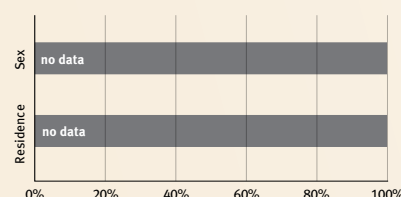
Maternal mortality	60/100 000	Young mothers (births by 18y)	4%
Low birthweight	6%	Preterm births	10%
Child poverty	1%	Under-five stunting	13%
Violent discipline	56%	Inadequate supervision	5%

### Young children at risk of poor development




At risk in 2005, 2010 and 2015, using a composite indicator of under-five stunting or poverty

### Risk by sex and residence



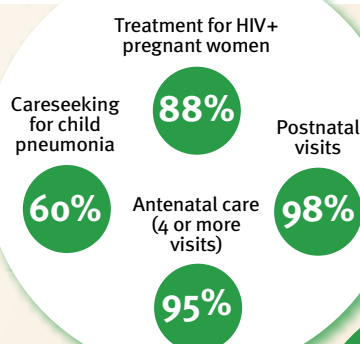
### Lifetime cost of growth deficit in early childhood



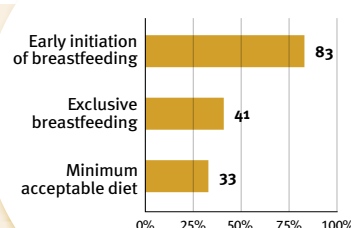
## Support and services for early childhood development: Nurturing care

Parents and caregivers need a facilitating environment of laws, policies, services and community support to assist them in providing their young children with nurturing care.


### Health



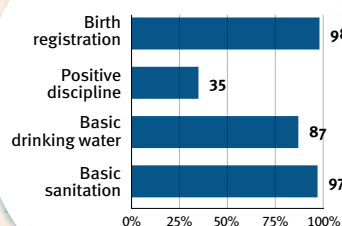
### Nutrition



### Early learning



### Security and safety



### Responsive caregiving

Public information about ECD  
Parental mental health  
Parent support (groups, home visits)  
Quality child day care

?

Comparative country data urgently needed

## Facilitating environments

### Policies

✓	Paid maternity leave	✗	Paid paternity leave
no data	National minimum wage		
✓	Child and family social protection		
✓	International Code of Marketing of Breastmilk Substitutes		

### International conventions

✓	Convention on the Rights of the Child
✓	Convention on the Rights of Persons with Disabilities
✓	CRC Optional Protocol on the Sale of Children, Child Prostitution and Child Pornography
✓	Hague Convention on Protection of Children and Cooperation in Respect of Intercountry Adoption



# Lao People's Democratic Republic

**Countdown to 2030**

Women's, Children's & Adolescents' Health

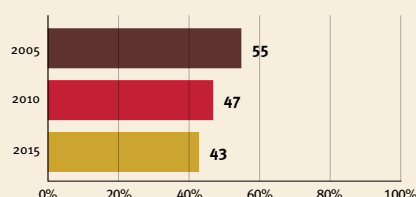
## Demographics

Population (2019)	7,169,000
Annual births	166,000
Children under 5 (2019)	794,000 (11%)
Under-five mortality	47/1 000

## Threats to Early Childhood Development

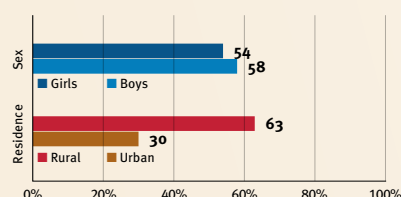
Maternal mortality	185/100 000	Young mothers (births by 18y)	18%
Low birthweight	17%	Preterm births	11%
Child poverty	30%	Under-five stunting	44%
Violent discipline	65%	Inadequate supervision	12%

## Young children at risk of poor development




At risk in 2005, 2010 and 2015, using a composite indicator of under-five stunting or poverty

## Risk by sex and residence



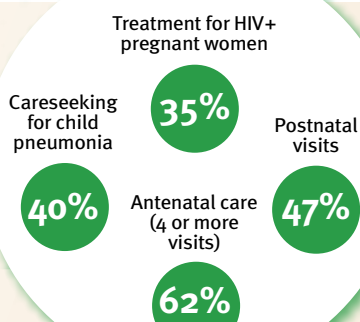
## Lifetime cost of growth deficit in early childhood



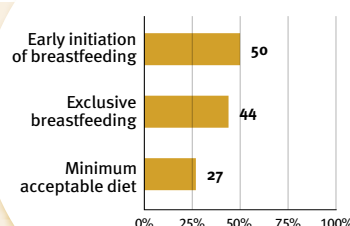
## Support and services for early childhood development: Nurturing care

Parents and caregivers need a facilitating environment of laws, policies, services and community support to assist them in providing their young children with nurturing care.


### Health



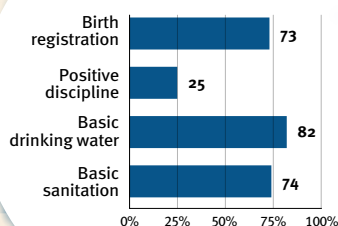
### Nutrition



### Early learning



### Security and safety



### Responsive caregiving

Public information about ECD  
Parental mental health  
Parent support (groups, home visits)  
Quality child day care

?

Comparative country data urgently needed

## Facilitating environments

### Policies

✓	Paid maternity leave	no data	Paid paternity leave
✓	National minimum wage		
✗	Child and family social protection		
✗	International Code of Marketing of Breastmilk Substitutes		

### International conventions

✓	Convention on the Rights of the Child
✓	Convention on the Rights of Persons with Disabilities
✓	CRC Optional Protocol on the Sale of Children, Child Prostitution and Child Pornography
✗	Hague Convention on Protection of Children and Cooperation in Respect of Intercountry Adoption



## Lebanon

*Countdown to 2030*

Women's, Children's & Adolescents' Health

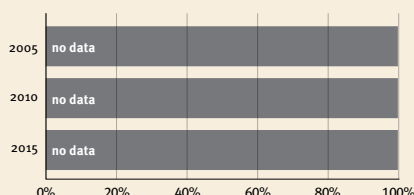
### Demographics

Population (2019)	6,856,000
Annual births	117,000
Children under 5 (2019)	592,000 (9%)
Under-five mortality	7/1 000

### Threats to Early Childhood Development

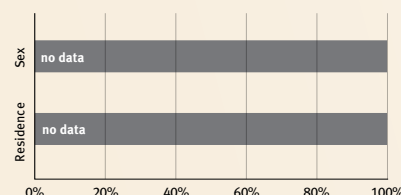
Maternal mortality	29/100 000	Young mothers (births by 18y)	no data
Low birthweight	9%	Preterm births	8%
Child poverty	no data	Under-five stunting	17%
Violent discipline	85%	Inadequate supervision	9%

### Young children at risk of poor development




At risk in 2005, 2010 and 2015, using a composite indicator of under-five stunting or poverty

### Risk by sex and residence



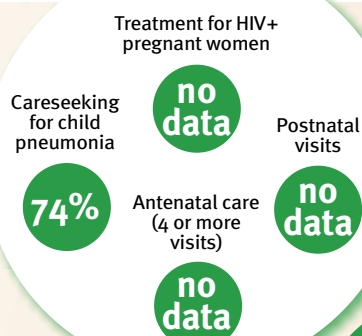
### Lifetime cost of growth deficit in early childhood



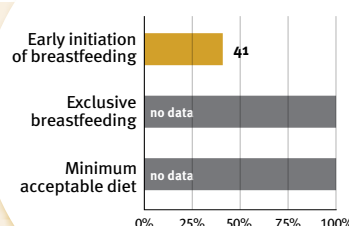
## Support and services for early childhood development: Nurturing care

Parents and caregivers need a facilitating environment of laws, policies, services and community support to assist them in providing their young children with nurturing care.


#### Health



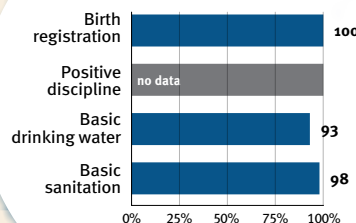
#### Nutrition



#### Early learning



#### Security and safety



#### Responsive caregiving

Public information about ECD  
Parental mental health  
Parent support (groups, home visits)  
Quality child day care

?

Comparative country data urgently needed

## Facilitating environments

#### Policies

✗	Paid maternity leave	✗	Paid paternity leave
✓	National minimum wage		
✗	Child and family social protection		
✓	International Code of Marketing of Breastmilk Substitutes		

#### International conventions

✓	Convention on the Rights of the Child
✓	Convention on the Rights of Persons with Disabilities
✓	CRC Optional Protocol on the Sale of Children, Child Prostitution and Child Pornography
✗	Hague Convention on Protection of Children and Cooperation in Respect of Intercountry Adoption



## Lesotho

*Countdown to 2030*

Women's, Children's & Adolescents' Health

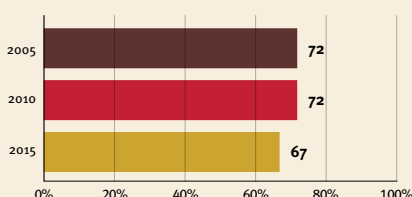
### Demographics

Population (2019)	2,125,000
Annual births	56,000
Children under 5 (2019)	253,000 (12%)
Under-five mortality	81/1 000

### Threats to Early Childhood Development

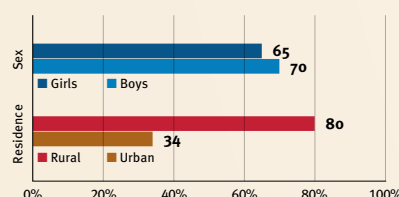
Maternal mortality	544/100 000	Young mothers (births by 18y)	14%
Low birthweight	15%	Preterm births	12%
Child poverty	54%	Under-five stunting	33%
Violent discipline	no data	Inadequate supervision	no data

### Young children at risk of poor development




At risk in 2005, 2010 and 2015, using a composite indicator of under-five stunting or poverty

### Risk by sex and residence



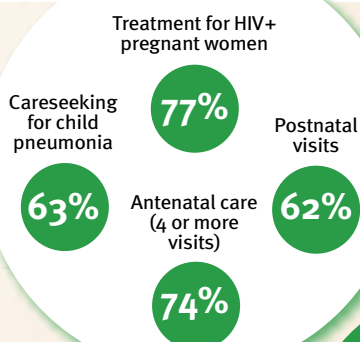
### Lifetime cost of growth deficit in early childhood



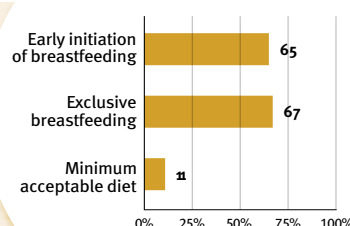
## Support and services for early childhood development: Nurturing care

Parents and caregivers need a facilitating environment of laws, policies, services and community support to assist them in providing their young children with nurturing care.


### Health



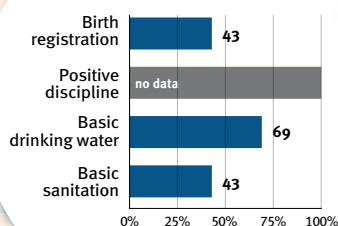
### Nutrition



### Early learning



### Security and safety



### Responsive caregiving

Public information about ECD  
Parental mental health  
Parent support (groups, home visits)  
Quality child day care



Comparative country data urgently needed

## Facilitating environments

### Policies

✗	Paid maternity leave	✗	Paid paternity leave
✓	National minimum wage		
✗	Child and family social protection		
✗	International Code of Marketing of Breastmilk Substitutes		

### International conventions

✓	Convention on the Rights of the Child
✓	Convention on the Rights of Persons with Disabilities
✓	CRC Optional Protocol on the Sale of Children, Child Prostitution and Child Pornography
✓	Hague Convention on Protection of Children and Cooperation in Respect of Inter-country Adoption



## Liberia

*Countdown to 2030*

Women's, Children's & Adolescents' Health

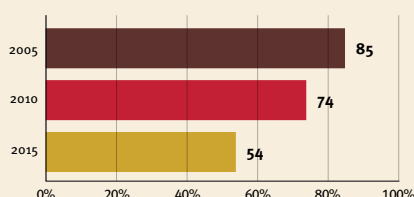
### Demographics

Population (2019)	4,937,000
Annual births	162,000
Children under 5 (2019)	730,000 (15%)
Under-five mortality	71/1 000

### Threats to Early Childhood Development

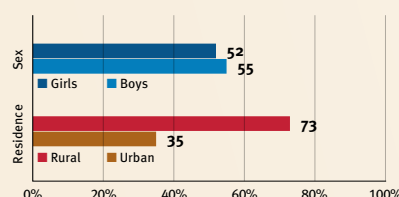
Maternal mortality	661/100 000	Young mothers (births by 18y)	37%
Low birthweight	no data	Preterm births	14%
Child poverty	35%	Under-five stunting	32%
Violent discipline	86%	Inadequate supervision	no data

### Young children at risk of poor development




At risk in 2005, 2010 and 2015, using a composite indicator of under-five stunting or poverty

### Risk by sex and residence

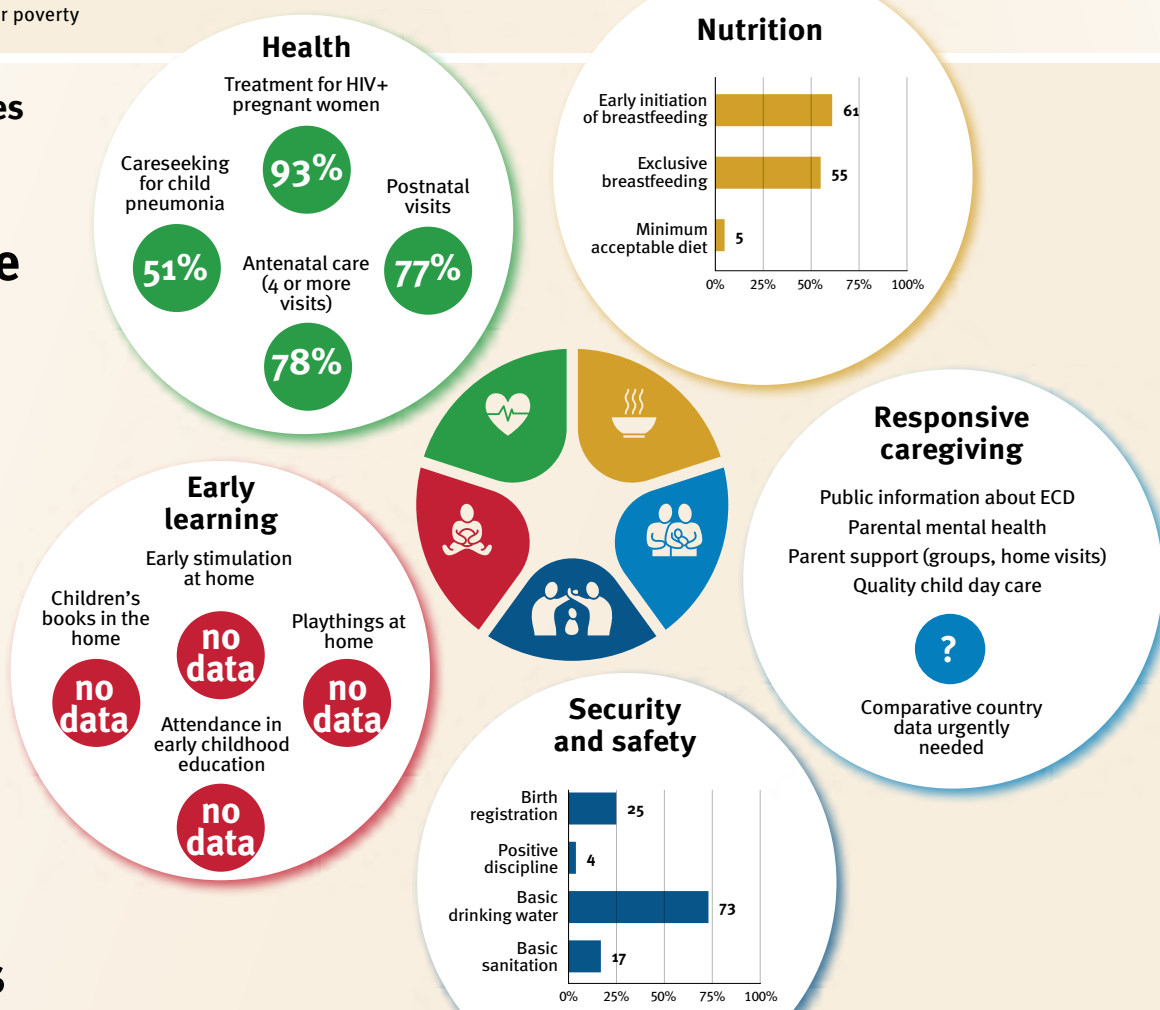


### Lifetime cost of growth deficit in early childhood



## Support and services for early childhood development: Nurturing care

Parents and caregivers need a facilitating environment of laws, policies, services and community support to assist them in providing their young children with nurturing care.



## Facilitating environments

Policies	
✓ Paid maternity leave	✗ Paid paternity leave
✓ National minimum wage	
✗ Child and family social protection	
✗ International Code of Marketing of Breastmilk Substitutes	

International conventions	
✓ Convention on the Rights of the Child	
✓ Convention on the Rights of Persons with Disabilities	
✓ CRC Optional Protocol on the Sale of Children, Child Prostitution and Child Pornography	
✗ Hague Convention on Protection of Children and Cooperation in Respect of Intercountry Adoption	





## Libya

**Countdown to 2030**

Women's, Children's & Adolescents' Health

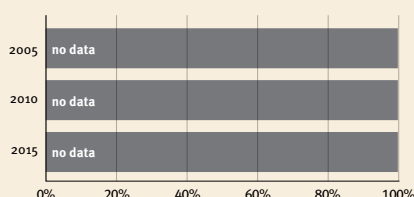
### Demographics

Population (2019)	6,777,000
Annual births	124,000
Children under 5 (2019)	633,000 (9%)
Under-five mortality	12/1 000

### Threats to Early Childhood Development

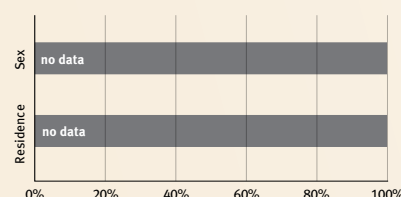
Maternal mortality	72/100 000	Young mothers (births by 18y)	no data
Low birthweight	no data	Preterm births	8%
Child poverty	no data	Under-five stunting	21%
Violent discipline	no data	Inadequate supervision	no data

### Young children at risk of poor development




At risk in 2005, 2010 and 2015, using a composite indicator of under-five stunting or poverty

### Risk by sex and residence

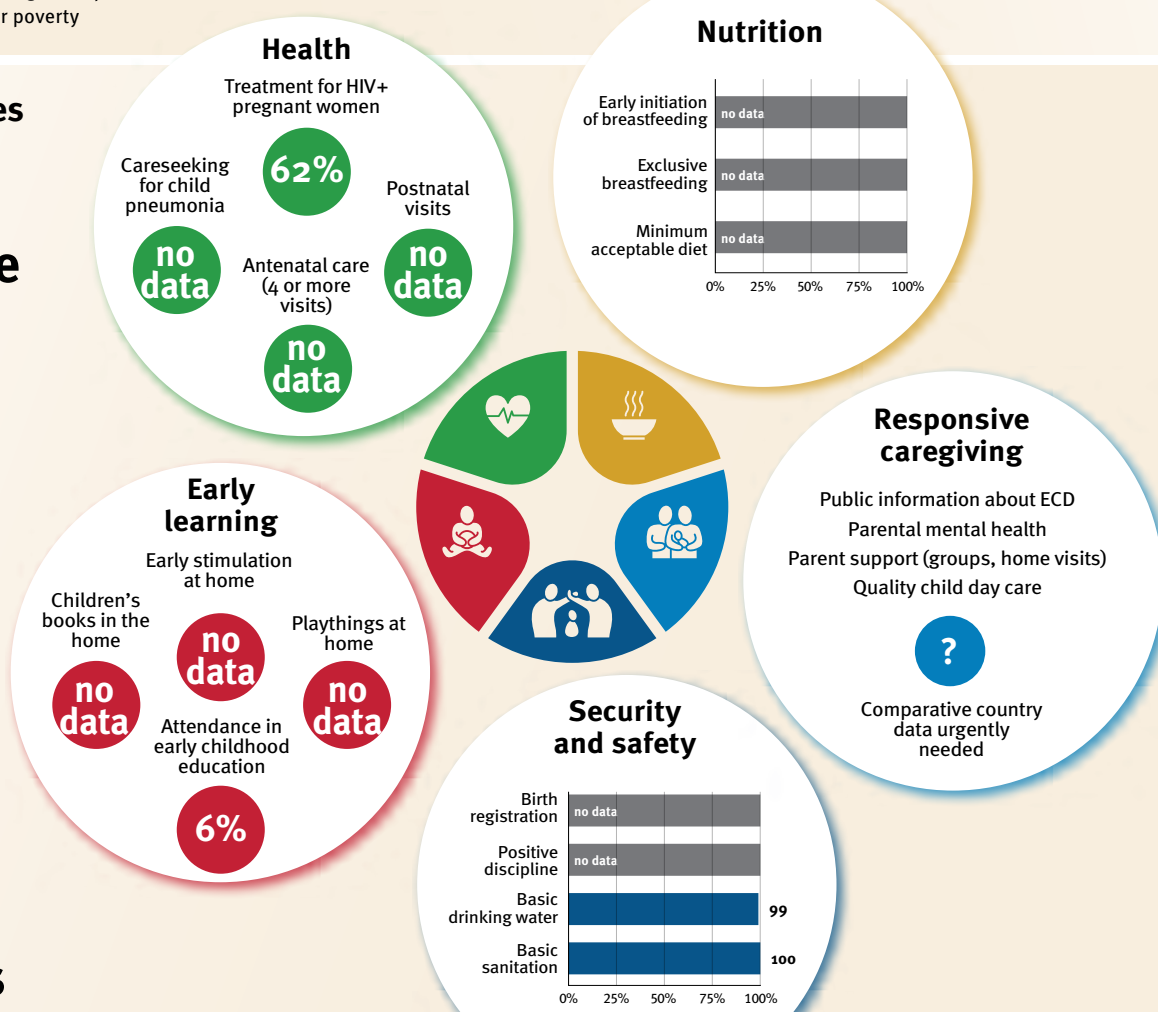


### Lifetime cost of growth deficit in early childhood



## Support and services for early childhood development: Nurturing care

Parents and caregivers need a facilitating environment of laws, policies, services and community support to assist them in providing their young children with nurturing care.



## Facilitating environments

Policies		
✓	Paid maternity leave	✗ Paid paternity leave
✓	National minimum wage	
✓	Child and family social protection	
✗	International Code of Marketing of Breastmilk Substitutes	

International conventions	
✓	Convention on the Rights of the Child
✓	Convention on the Rights of Persons with Disabilities
✓	CRC Optional Protocol on the Sale of Children, Child Prostitution and Child Pornography
✗	Hague Convention on Protection of Children and Cooperation in Respect of Intercountry Adoption



# Madagascar

## Countdown to 2030

Women's, Children's & Adolescents' Health

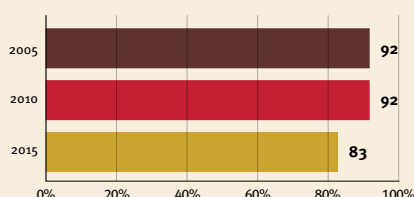
### Demographics

Population (2019)	26,969,000
Annual births	876,000
Children under 5 (2019)	4,023,000 (15%)
Under-five mortality	54/1 000

### Threats to Early Childhood Development

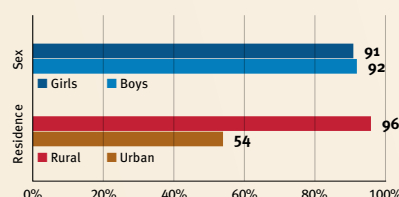
Maternal mortality	335/100 000	Young mothers (births by 18y)	36%
Low birthweight	17%	Preterm births	14%
Child poverty	86%	Under-five stunting	49%
Violent discipline	no data	Inadequate supervision	no data

### Young children at risk of poor development




At risk in 2005, 2010 and 2015, using a composite indicator of under-five stunting or poverty

### Risk by sex and residence



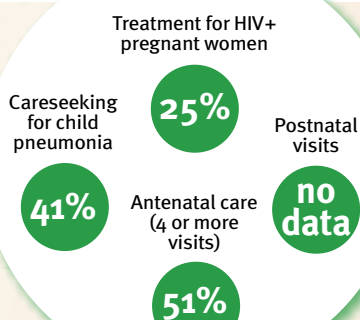
### Lifetime cost of growth deficit in early childhood



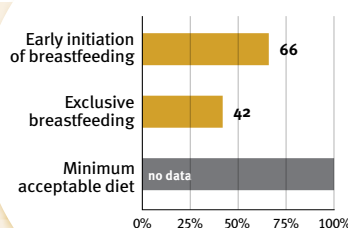
## Support and services for early childhood development: Nurturing care

Parents and caregivers need a facilitating environment of laws, policies, services and community support to assist them in providing their young children with nurturing care.

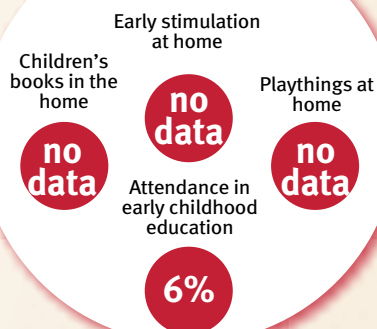
#### Health



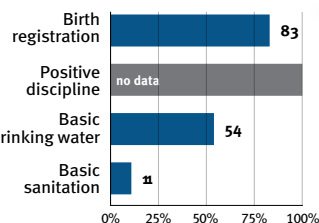
#### Nutrition



#### Early learning



#### Security and safety



#### Responsive caregiving

Public information about ECD  
Parental mental health  
Parent support (groups, home visits)  
Quality child day care

?

Comparative country data urgently needed

## Facilitating environments

#### Policies

✗	Paid maternity leave	✗	Paid paternity leave
✓	National minimum wage		
✗	Child and family social protection		
✓	International Code of Marketing of Breastmilk Substitutes		

#### International conventions

✓	Convention on the Rights of the Child
✓	Convention on the Rights of Persons with Disabilities
✓	CRC Optional Protocol on the Sale of Children, Child Prostitution and Child Pornography
✓	Hague Convention on Protection of Children and Cooperation in Respect of Intercountry Adoption



## Malawi

*Countdown to 2030*

Women's, Children's & Adolescents' Health

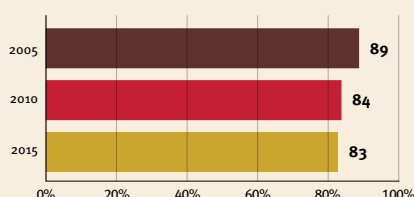
### Demographics

Population (2019)	18,629,000
Annual births	630,000
Children under 5 (2019)	2,877,000 (15%)
Under-five mortality	50/1 000

### Threats to Early Childhood Development

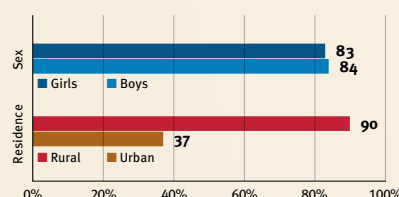
Maternal mortality	349/100 000	Young mothers (births by 18y)	31%
Low birthweight	14%	Preterm births	18%
Child poverty	73%	Under-five stunting	37%
Violent discipline	65%	Inadequate supervision	37%

### Young children at risk of poor development




At risk in 2005, 2010 and 2015, using a composite indicator of under-five stunting or poverty

### Risk by sex and residence



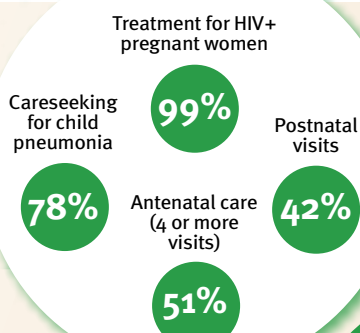
### Lifetime cost of growth deficit in early childhood



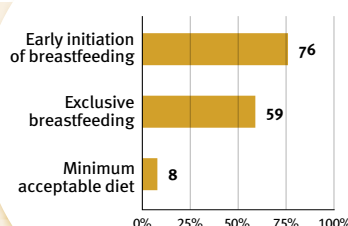
## Support and services for early childhood development: Nurturing care

Parents and caregivers need a facilitating environment of laws, policies, services and community support to assist them in providing their young children with nurturing care.

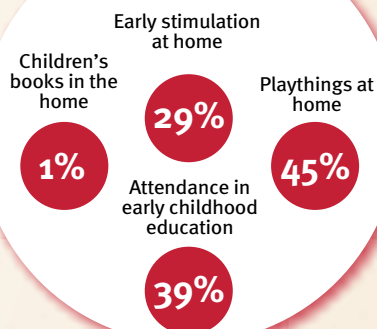
### Health



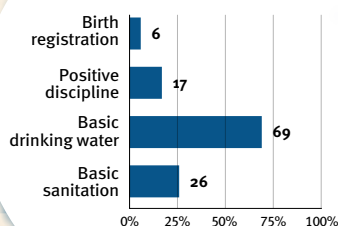
### Nutrition



### Early learning



### Security and safety



### Responsive caregiving

Public information about ECD  
Parental mental health  
Parent support (groups, home visits)  
Quality child day care

?

Comparative country data urgently needed

## Facilitating environments

### Policies

✗	Paid maternity leave	✗	Paid paternity leave
✗	National minimum wage		
✗	Child and family social protection		
✓	International Code of Marketing of Breastmilk Substitutes		

### International conventions

✓	Convention on the Rights of the Child
✓	Convention on the Rights of Persons with Disabilities
✓	CRC Optional Protocol on the Sale of Children, Child Prostitution and Child Pornography
✗	Hague Convention on Protection of Children and Cooperation in Respect of Intercountry Adoption



## Malaysia

*Countdown to 2030*

Women's, Children's & Adolescents' Health

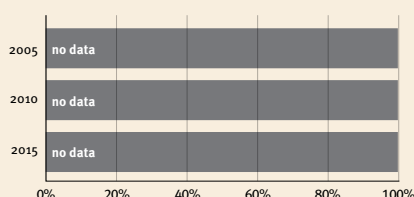
### Demographics

Population (2019)	31,950,000
Annual births	531,000
Children under 5 (2019)	2,620,000 (8%)
Under-five mortality	8/1 000

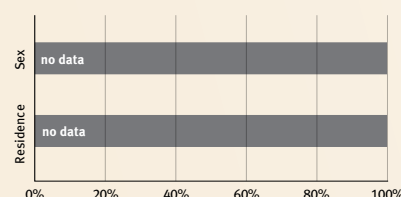
### Threats to Early Childhood Development

Maternal mortality	29/100 000	Young mothers (births by 18y)	no data
Low birthweight	11%	Preterm births	12%
Child poverty	no data	Under-five stunting	21%
Violent discipline	71%	Inadequate supervision	3%


### Young children at risk of poor development



### Risk by sex and residence



### Lifetime cost of growth deficit in early childhood

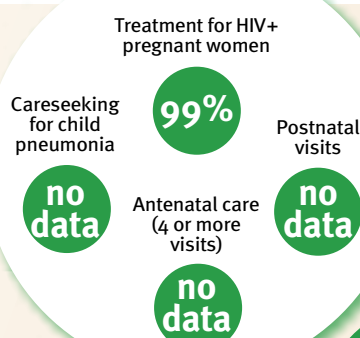


At risk in 2005, 2010 and 2015, using a composite indicator of under-five stunting or poverty

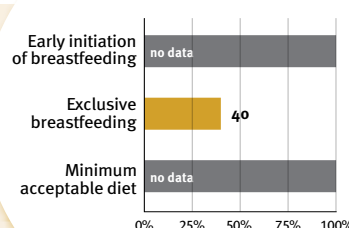
## Support and services for early childhood development: Nurturing care

Parents and caregivers need a facilitating environment of laws, policies, services and community support to assist them in providing their young children with nurturing care.

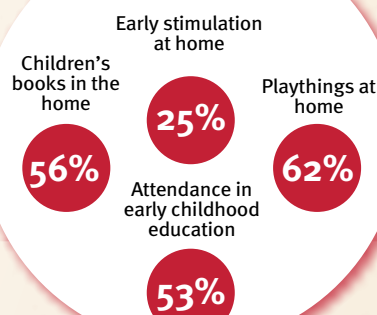
### Health



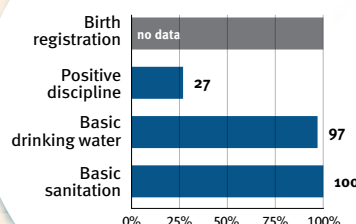
### Nutrition



### Early learning



### Security and safety



### Responsive caregiving

Public information about ECD  
Parental mental health  
Parent support (groups, home visits)  
Quality child day care



Comparative country data urgently needed

## Facilitating environments

### Policies

✗	Paid maternity leave	✗	Paid paternity leave
no data	National minimum wage		
✗	Child and family social protection		
✗	International Code of Marketing of Breastmilk Substitutes		

### International conventions

✓	Convention on the Rights of the Child
✓	Convention on the Rights of Persons with Disabilities
✓	CRC Optional Protocol on the Sale of Children, Child Prostitution and Child Pornography
✗	Hague Convention on Protection of Children and Cooperation in Respect of Inter-country Adoption



## Maldives

*Countdown to 2030*

Women's, Children's & Adolescents' Health

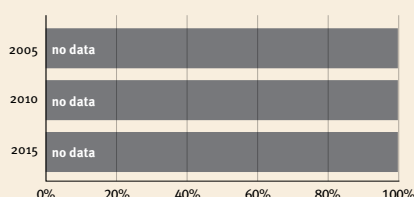
### Demographics

Population (2019)	531,000
Annual births	7,000
Children under 5 (2019)	37,000 (7%)
Under-five mortality	9/1 000

### Threats to Early Childhood Development

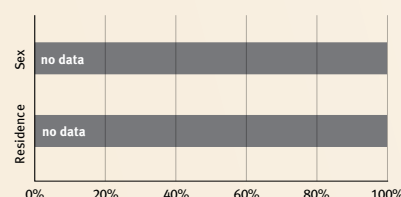
Maternal mortality	53/100 000	Young mothers (births by 18y)	1%
Low birthweight	12%	Preterm births	8%
Child poverty	no data	Under-five stunting	19%
Violent discipline	no data	Inadequate supervision	12%

### Young children at risk of poor development




At risk in 2005, 2010 and 2015, using a composite indicator of under-five stunting or poverty

### Risk by sex and residence



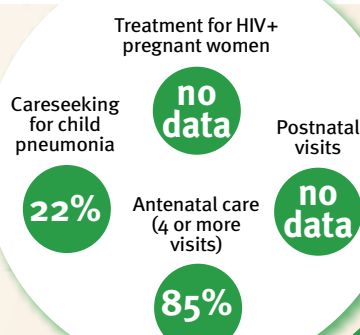
### Lifetime cost of growth deficit in early childhood



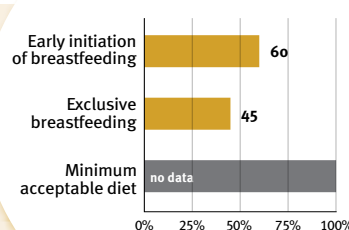
## Support and services for early childhood development: Nurturing care

Parents and caregivers need a facilitating environment of laws, policies, services and community support to assist them in providing their young children with nurturing care.


### Health



### Nutrition



### Early learning



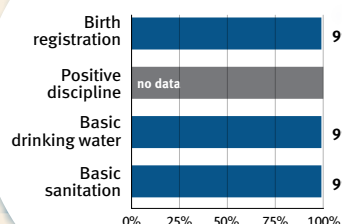
### Responsive caregiving

Public information about ECD  
Parental mental health  
Parent support (groups, home visits)  
Quality child day care



Comparative country data urgently needed

### Security and safety



## Facilitating environments

### Policies

no data	Paid maternity leave	✓	Paid paternity leave
no data	National minimum wage		
✗	Child and family social protection		
✓	International Code of Marketing of Breastmilk Substitutes		

### International conventions

✓	Convention on the Rights of the Child
✓	Convention on the Rights of Persons with Disabilities
✓	CRC Optional Protocol on the Sale of Children, Child Prostitution and Child Pornography
✗	Hague Convention on Protection of Children and Cooperation in Respect of Inter-country Adoption





## Mali

**Countdown to 2030**

Women's, Children's & Adolescents' Health

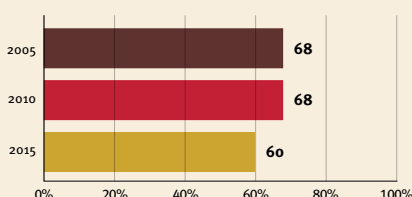
### Demographics

Population (2019)	19,658,000
Annual births	809,000
Children under 5 (2019)	3,532,000 (18%)
Under-five mortality	98/1 000

### Threats to Early Childhood Development

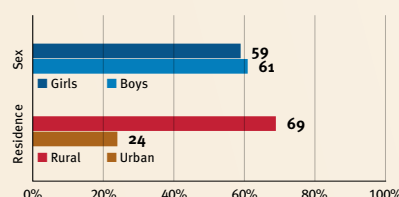
Maternal mortality	562/100 000	Young mothers (births by 18y)	33%
Low birthweight	no data	Preterm births	12%
Child poverty	53%	Under-five stunting	30%
Violent discipline	75%	Inadequate supervision	32%

### Young children at risk of poor development




At risk in 2005, 2010 and 2015, using a composite indicator of under-five stunting or poverty

### Risk by sex and residence



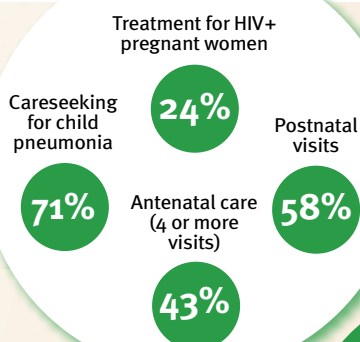
### Lifetime cost of growth deficit in early childhood



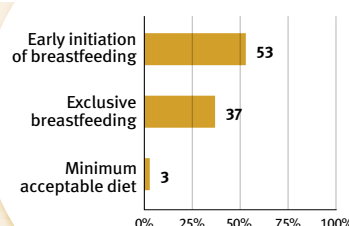
## Support and services for early childhood development: Nurturing care

Parents and caregivers need a facilitating environment of laws, policies, services and community support to assist them in providing their young children with nurturing care.

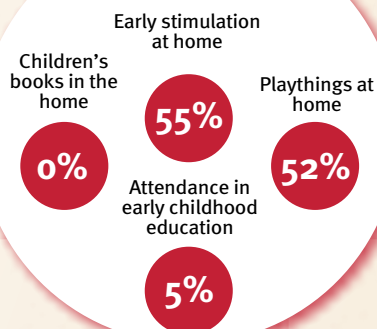
### Health



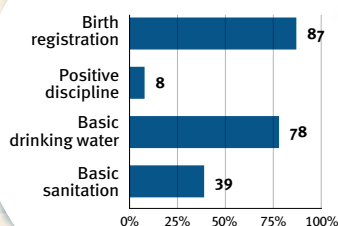
### Nutrition



### Early learning



### Security and safety



### Responsive caregiving

Public information about ECD  
Parental mental health  
Parent support (groups, home visits)  
Quality child day care

?

Comparative country data urgently needed

## Facilitating environments

### Policies

✓	Paid maternity leave	✓	Paid paternity leave
✓	National minimum wage		
✗	Child and family social protection		
✓	International Code of Marketing of Breastmilk Substitutes		

### International conventions

✓	Convention on the Rights of the Child
✓	Convention on the Rights of Persons with Disabilities
✓	CRC Optional Protocol on the Sale of Children, Child Prostitution and Child Pornography
✓	Hague Convention on Protection of Children and Cooperation in Respect of Intercountry Adoption



# Marshall Islands

*Countdown to 2030*

Women's, Children's & Adolescents' Health

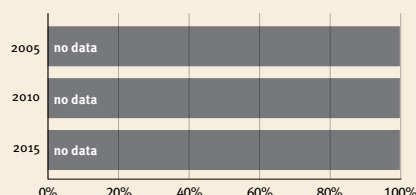
## Demographics

Population (2019)	59,000
Annual births	no data
Children under 5 (2019)	no data
Under-five mortality	33/1 000

## Threats to Early Childhood Development

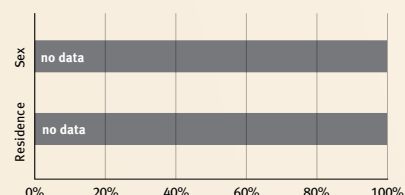
Maternal mortality	no data	Young mothers (births by 18y)	21%
Low birthweight	no data	Preterm births	12%
Child poverty	no data	Under-five stunting	35%
Violent discipline	no data	Inadequate supervision	9%

## Young children at risk of poor development




At risk in 2005, 2010 and 2015, using a composite indicator of under-five stunting or poverty

## Risk by sex and residence



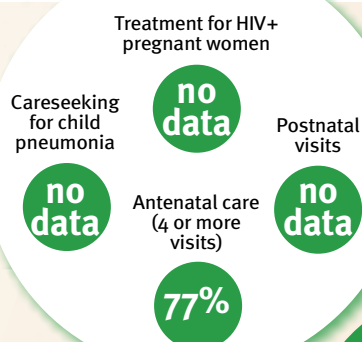
## Lifetime cost of growth deficit in early childhood



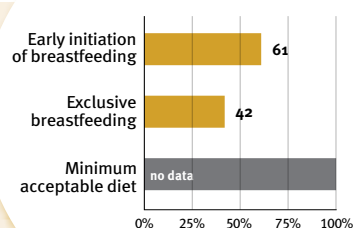
## Support and services for early childhood development: Nurturing care

Parents and caregivers need a facilitating environment of laws, policies, services and community support to assist them in providing their young children with nurturing care.

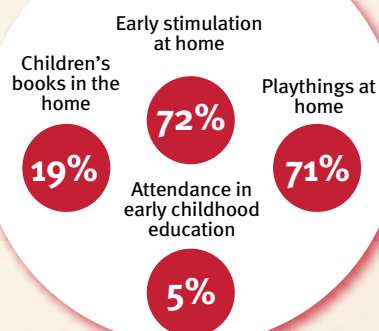
### Health



### Nutrition



### Early learning



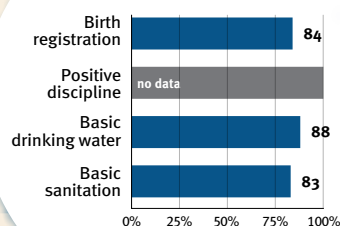
### Responsive caregiving

Public information about ECD  
Parental mental health  
Parent support (groups, home visits)  
Quality child day care

?

Comparative country data urgently needed

### Security and safety



## Facilitating environments

### Policies

✗	Paid maternity leave	✗	Paid paternity leave
no data	National minimum wage		
✗	Child and family social protection		
✗	International Code of Marketing of Breastmilk Substitutes		

### International conventions

✓	Convention on the Rights of the Child
✓	Convention on the Rights of Persons with Disabilities
✓	CRC Optional Protocol on the Sale of Children, Child Prostitution and Child Pornography
✗	Hague Convention on Protection of Children and Cooperation in Respect of Intercountry Adoption



## Mauritania

*Countdown to 2030*

Women's, Children's & Adolescents' Health

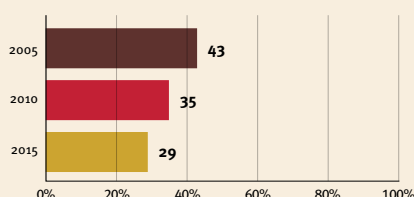
### Demographics

Population (2019)	4,526,000
Annual births	151,000
Children under 5 (2019)	679,000 (15%)
Under-five mortality	76/1 000

### Threats to Early Childhood Development

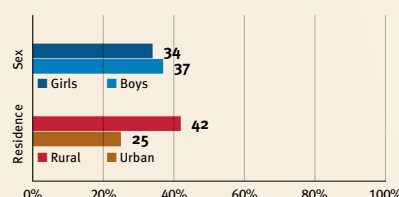
Maternal mortality	766/100 000	Young mothers (births by 18y)	22%
Low birthweight	no data	Preterm births	15%
Child poverty	10%	Under-five stunting	28%
Violent discipline	71%	Inadequate supervision	34%

### Young children at risk of poor development




At risk in 2005, 2010 and 2015, using a composite indicator of under-five stunting or poverty

### Risk by sex and residence



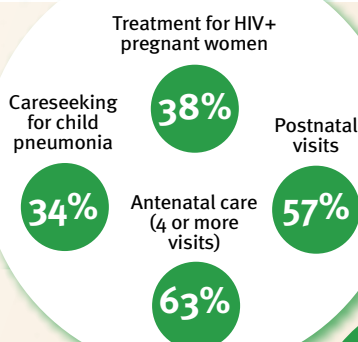
### Lifetime cost of growth deficit in early childhood



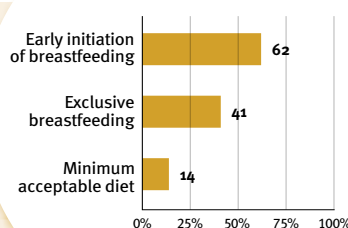
## Support and services for early childhood development: Nurturing care

Parents and caregivers need a facilitating environment of laws, policies, services and community support to assist them in providing their young children with nurturing care.

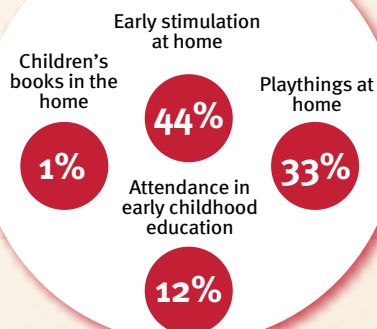
### Health



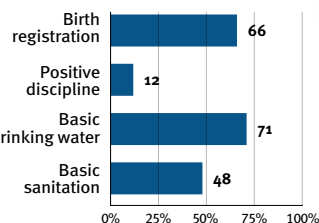
### Nutrition



### Early learning



### Security and safety



### Responsive caregiving

Public information about ECD  
Parental mental health  
Parent support (groups, home visits)  
Quality child day care

?

Comparative country data urgently needed

## Facilitating environments

### Policies

✓	Paid maternity leave	✓	Paid paternity leave
✓	National minimum wage		
✗	Child and family social protection		
✗	International Code of Marketing of Breastmilk Substitutes		

### International conventions

✓	Convention on the Rights of the Child
✓	Convention on the Rights of Persons with Disabilities
✓	CRC Optional Protocol on the Sale of Children, Child Prostitution and Child Pornography
✗	Hague Convention on Protection of Children and Cooperation in Respect of Intercountry Adoption



## Mauritius

*Countdown to 2030*

Women's, Children's & Adolescents' Health

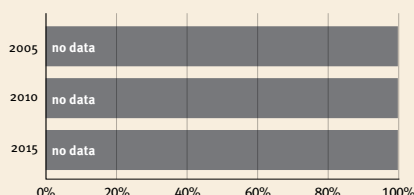
### Demographics

Population (2019)	1,270,000
Annual births	13,000
Children under 5 (2019)	65,000 (5%)
Under-five mortality	16/1 000

### Threats to Early Childhood Development

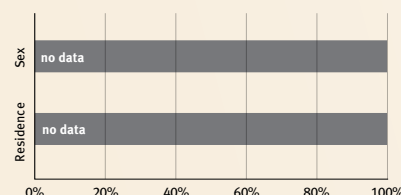
Maternal mortality	61/100 000	Young mothers (births by 18y)	no data
Low birthweight	17%	Preterm births	13%
Child poverty	no data	Under-five stunting	14%
Violent discipline	no data	Inadequate supervision	no data

### Young children at risk of poor development




At risk in 2005, 2010 and 2015, using a composite indicator of under-five stunting or poverty

### Risk by sex and residence

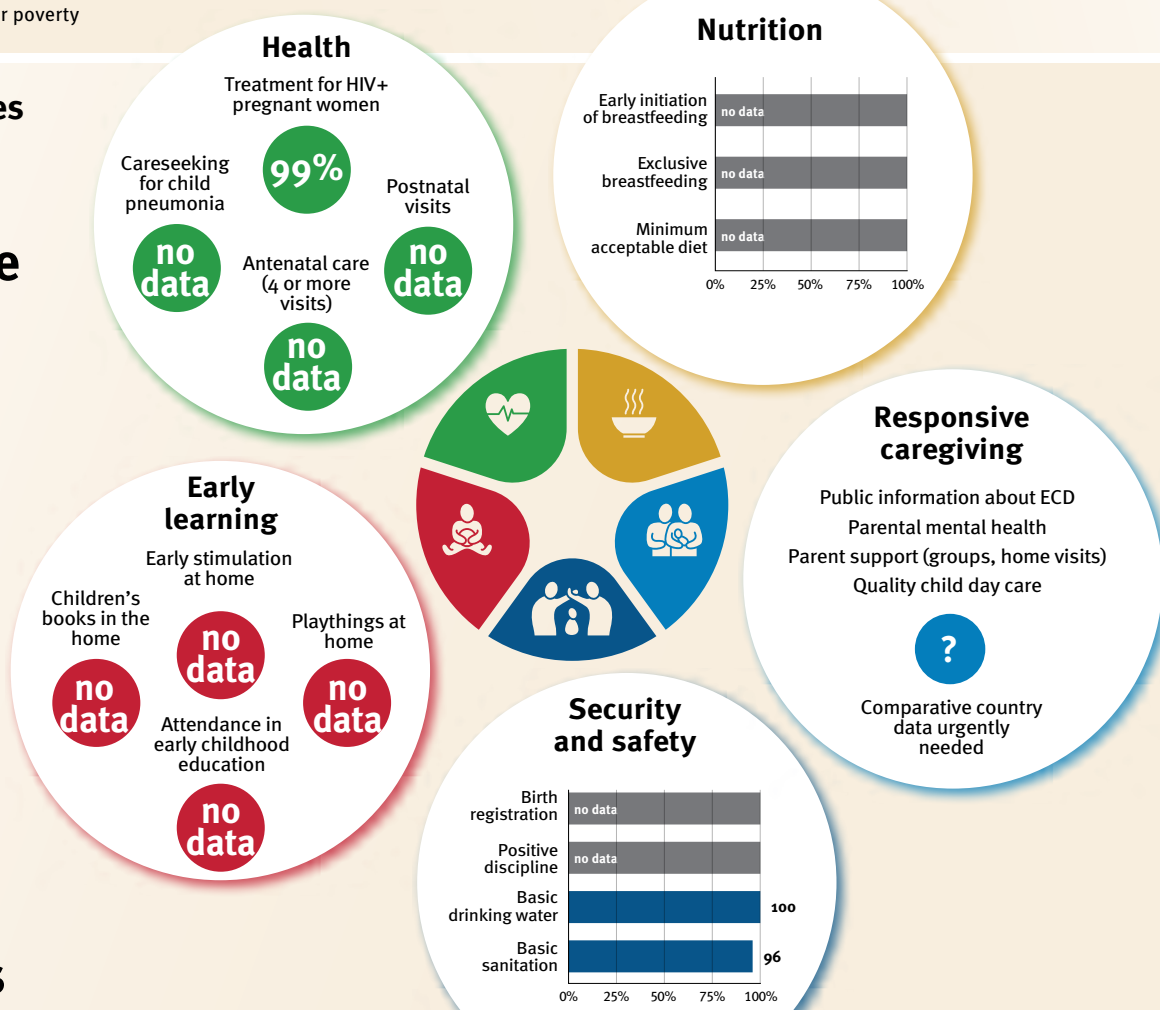


### Lifetime cost of growth deficit in early childhood



## Support and services for early childhood development: Nurturing care

Parents and caregivers need a facilitating environment of laws, policies, services and community support to assist them in providing their young children with nurturing care.



## Facilitating environments

Policies		
✗	Paid maternity leave	✓ Paid paternity leave
✓	National minimum wage	
✓	Child and family social protection	
✗	International Code of Marketing of Breastmilk Substitutes	

International conventions	
✓	Convention on the Rights of the Child
✓	Convention on the Rights of Persons with Disabilities
✓	CRC Optional Protocol on the Sale of Children, Child Prostitution and Child Pornography
✓	Hague Convention on Protection of Children and Cooperation in Respect of Intercountry Adoption



## Mexico

*Countdown to 2030*

Women's, Children's & Adolescents' Health

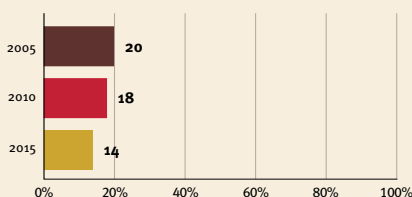
### Demographics

Population (2019)	127,576,000
Annual births	2,206,000
Children under 5 (2019)	11,041,000 (9%)
Under-five mortality	13/1 000

### Threats to Early Childhood Development

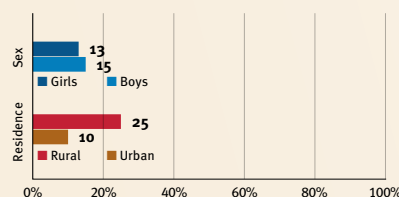
Maternal mortality	33/100 000	Young mothers (births by 18y)	21%
Low birthweight	8%	Preterm births	7%
Child poverty	3%	Under-five stunting	10%
Violent discipline	66%	Inadequate supervision	5%

### Young children at risk of poor development




At risk in 2005, 2010 and 2015, using a composite indicator of under-five stunting or poverty

### Risk by sex and residence



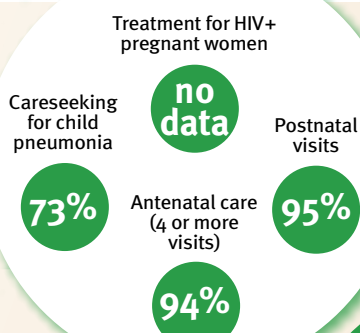
### Lifetime cost of growth deficit in early childhood



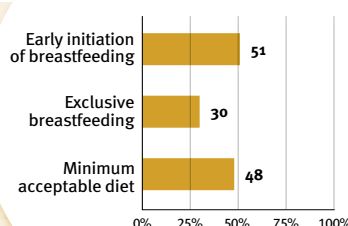
## Support and services for early childhood development: Nurturing care

Parents and caregivers need a facilitating environment of laws, policies, services and community support to assist them in providing their young children with nurturing care.

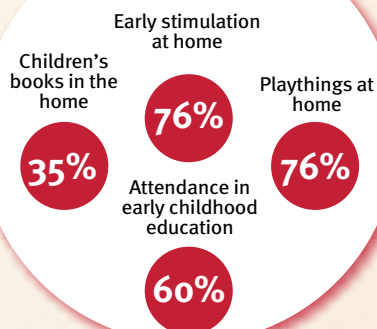
### Health



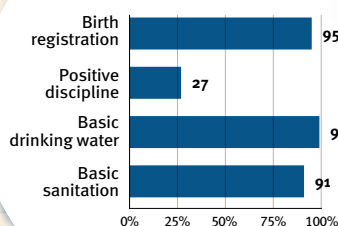
### Nutrition



### Early learning



### Security and safety



### Responsive caregiving

Public information about ECD  
Parental mental health  
Parent support (groups, home visits)  
Quality child day care



Comparative country data urgently needed

## Facilitating environments

### Policies

✗	Paid maternity leave	✓	Paid paternity leave
✓	National minimum wage		
✓	Child and family social protection		
✓	International Code of Marketing of Breastmilk Substitutes		

### International conventions

✓	Convention on the Rights of the Child
✓	Convention on the Rights of Persons with Disabilities
✓	CRC Optional Protocol on the Sale of Children, Child Prostitution and Child Pornography
✓	Hague Convention on Protection of Children and Cooperation in Respect of Intercountry Adoption





## Micronesia (Federated States of)

Countdown to 2030

Women's, Children's & Adolescents' Health

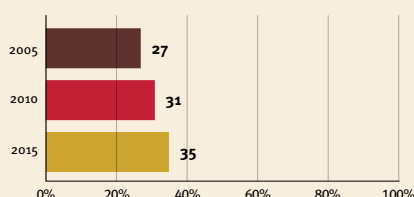
### Demographics

Population (2019)	114,000
Annual births	3,000
Children under 5 (2019)	12,000 (11%)
Under-five mortality	31/1 000

### Threats to Early Childhood Development

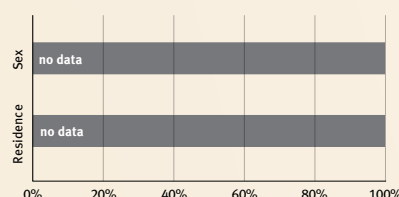
Maternal mortality	88/100 000	Young mothers (births by 18y)	no data
Low birthweight	no data	Preterm births	11%
Child poverty	no data	Under-five stunting	no data
Violent discipline	no data	Inadequate supervision	no data

### Young children at risk of poor development




At risk in 2005, 2010 and 2015, using a composite indicator of under-five stunting or poverty

### Risk by sex and residence



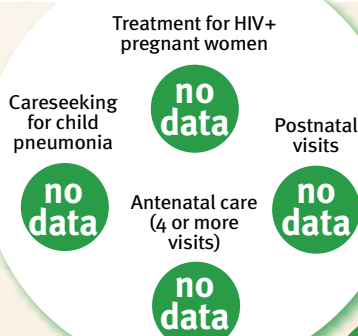
### Lifetime cost of growth deficit in early childhood



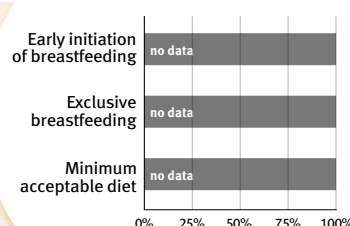
## Support and services for early childhood development: Nurturing care

Parents and caregivers need a facilitating environment of laws, policies, services and community support to assist them in providing their young children with nurturing care.

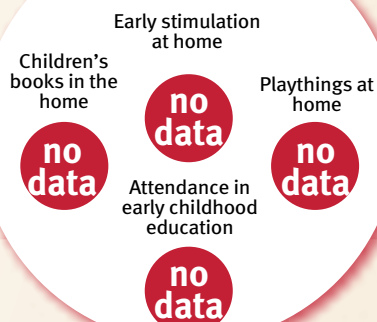
### Health



### Nutrition



### Early learning

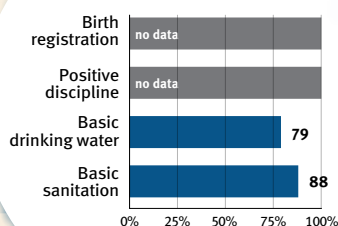


### Responsive caregiving

Public information about ECD  
Parental mental health  
Parent support (groups, home visits)  
Quality child day care

Comparative country data urgently needed

### Security and safety



## Facilitating environments

### Policies

no data	Paid maternity leave	X	Paid paternity leave
no data	National minimum wage		
X	Child and family social protection		
X	International Code of Marketing of Breastmilk Substitutes		

### International conventions

✓	Convention on the Rights of the Child
✓	Convention on the Rights of Persons with Disabilities
✓	CRC Optional Protocol on the Sale of Children, Child Prostitution and Child Pornography
X	Hague Convention on Protection of Children and Cooperation in Respect of Intercountry Adoption



## Mongolia

*Countdown to 2030*

Women's, Children's & Adolescents' Health

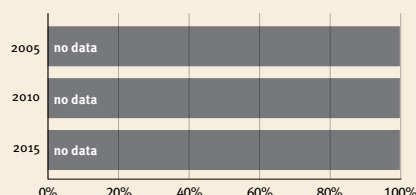
### Demographics

Population (2019)	3,225,000
Annual births	75,000
Children under 5 (2019)	379,000 (12%)
Under-five mortality	16/1 000

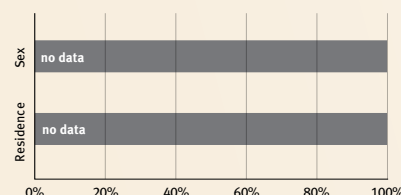
### Threats to Early Childhood Development

Maternal mortality	45/100 000	Young mothers (births by 18y)	3%
Low birthweight	5%	Preterm births	14%
Child poverty	no data	Under-five stunting	7%
Violent discipline	51%	Inadequate supervision	10%


### Young children at risk of poor development



### Risk by sex and residence



### Lifetime cost of growth deficit in early childhood

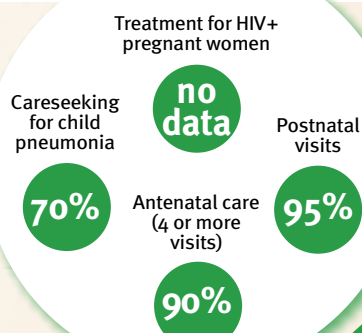


At risk in 2005, 2010 and 2015, using a composite indicator of under-five stunting or poverty

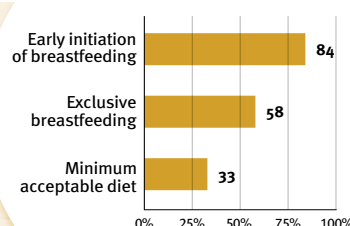
## Support and services for early childhood development: Nurturing care

Parents and caregivers need a facilitating environment of laws, policies, services and community support to assist them in providing their young children with nurturing care.

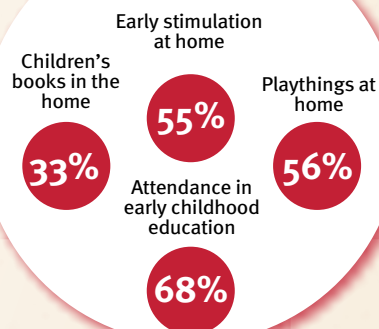
### Health



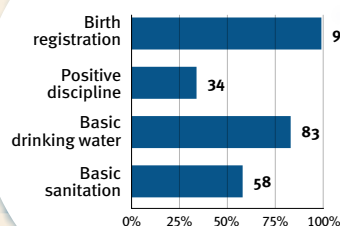
### Nutrition



### Early learning



### Security and safety



### Responsive caregiving

Public information about ECD  
Parental mental health  
Parent support (groups, home visits)  
Quality child day care



Comparative country data urgently needed

## Facilitating environments

### Policies

✓ Paid maternity leave	✓ Paid paternity leave
✓ National minimum wage	
✓ Child and family social protection	
✓ International Code of Marketing of Breastmilk Substitutes	

### International conventions

✓ Convention on the Rights of the Child
✓ Convention on the Rights of Persons with Disabilities
✓ CRC Optional Protocol on the Sale of Children, Child Prostitution and Child Pornography
✓ Hague Convention on Protection of Children and Cooperation in Respect of Intercountry Adoption



## Montenegro

*Countdown to 2030*

Women's, Children's & Adolescents' Health

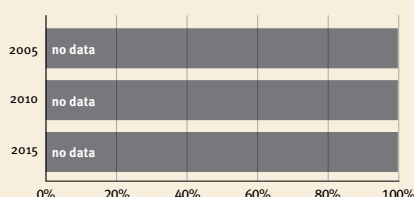
### Demographics

Population (2019)	628,000
Annual births	7,000
Children under 5 (2019)	37,000 (6%)
Under-five mortality	3/1 000

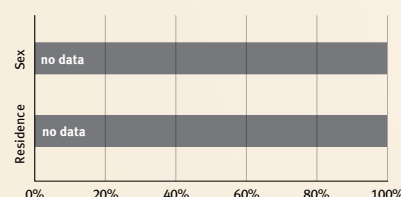
### Threats to Early Childhood Development

Maternal mortality	6/100 000	Young mothers (births by 18y)	3%
Low birthweight	5%	Preterm births	9%
Child poverty	no data	Under-five stunting	9%
Violent discipline	64%	Inadequate supervision	3%


### Young children at risk of poor development



### Risk by sex and residence



### Lifetime cost of growth deficit in early childhood

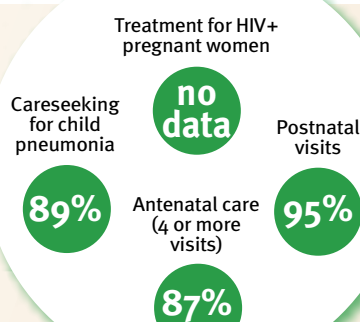


At risk in 2005, 2010 and 2015, using a composite indicator of under-five stunting or poverty

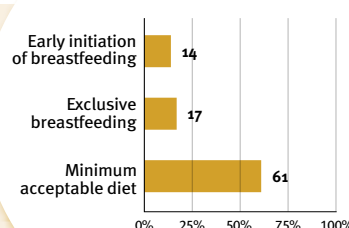
## Support and services for early childhood development: Nurturing care

Parents and caregivers need a facilitating environment of laws, policies, services and community support to assist them in providing their young children with nurturing care.


### Health



### Nutrition



### Early learning



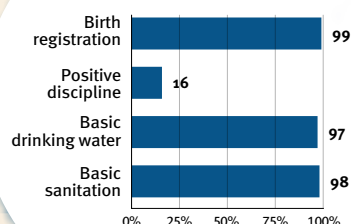
### Responsive caregiving

Public information about ECD  
Parental mental health  
Parent support (groups, home visits)  
Quality child day care



Comparative country data urgently needed

### Security and safety



## Facilitating environments

### Policies

✓	Paid maternity leave	✓	Paid paternity leave
✓	National minimum wage		
✗	Child and family social protection		
✗	International Code of Marketing of Breastmilk Substitutes		

### International conventions

✓	Convention on the Rights of the Child
✓	Convention on the Rights of Persons with Disabilities
✓	CRC Optional Protocol on the Sale of Children, Child Prostitution and Child Pornography
✓	Hague Convention on Protection of Children and Cooperation in Respect of Intercountry Adoption



## Morocco

*Countdown to 2030*

Women's, Children's & Adolescents' Health

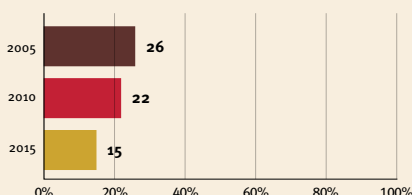
### Demographics

Population (2019)	36,472,000
Annual births	675,000
Children under 5 (2019)	3,370,000 (9%)
Under-five mortality	22/1 000

### Threats to Early Childhood Development

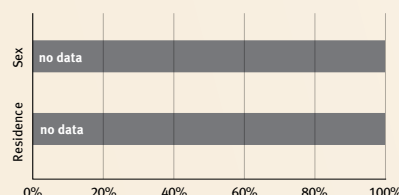
Maternal mortality	70/100 000	Young mothers (births by 18y)	8%
Low birthweight	17%	Preterm births	7%
Child poverty	no data	Under-five stunting	15%
Violent discipline	89%	Inadequate supervision	11%

### Young children at risk of poor development




At risk in 2005, 2010 and 2015, using a composite indicator of under-five stunting or poverty

### Risk by sex and residence



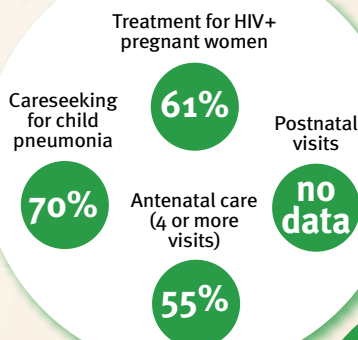
### Lifetime cost of growth deficit in early childhood



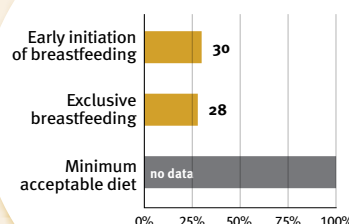
## Support and services for early childhood development: Nurturing care

Parents and caregivers need a facilitating environment of laws, policies, services and community support to assist them in providing their young children with nurturing care.

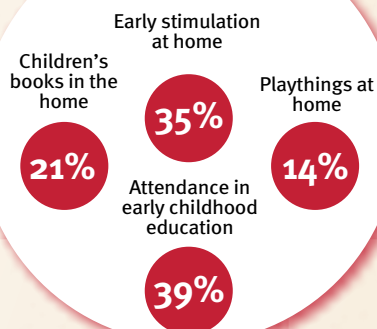
### Health



### Nutrition



### Early learning



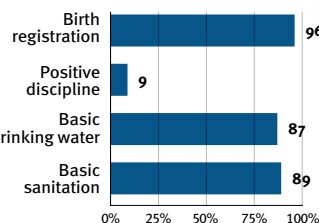
### Responsive caregiving

Public information about ECD  
Parental mental health  
Parent support (groups, home visits)  
Quality child day care

?

Comparative country data urgently needed

### Security and safety



## Facilitating environments

### Policies

✓	Paid maternity leave	✓	Paid paternity leave
✓	National minimum wage		
✗	Child and family social protection		
✗	International Code of Marketing of Breastmilk Substitutes		

### International conventions

✓	Convention on the Rights of the Child
✓	Convention on the Rights of Persons with Disabilities
✓	CRC Optional Protocol on the Sale of Children, Child Prostitution and Child Pornography
✗	Hague Convention on Protection of Children and Cooperation in Respect of Intercountry Adoption



# Mozambique

*Countdown to 2030*

Women's, Children's & Adolescents' Health

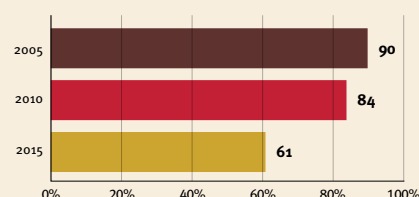
## Demographics

Population (2019)	30,366,000
Annual births	1,131,000
Children under 5 (2019)	5,048,000 (17%)
Under-five mortality	73/1 000

## Threats to Early Childhood Development

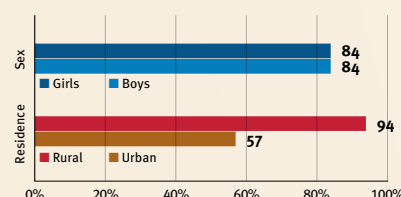
Maternal mortality	289/100 000	Young mothers (births by 18y)	40%
Low birthweight	14%	Preterm births	16%
Child poverty	82%	Under-five stunting	43%
Violent discipline	no data	Inadequate supervision	33%

## Young children at risk of poor development




At risk in 2005, 2010 and 2015, using a composite indicator of under-five stunting or poverty

## Risk by sex and residence



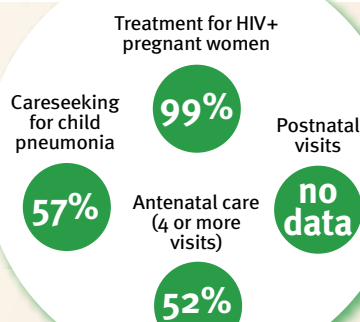
## Lifetime cost of growth deficit in early childhood



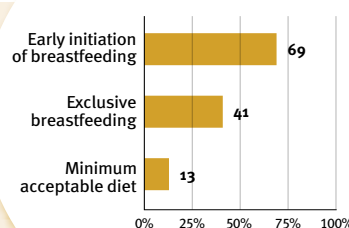
## Support and services for early childhood development: Nurturing care

Parents and caregivers need a facilitating environment of laws, policies, services and community support to assist them in providing their young children with nurturing care.


### Health



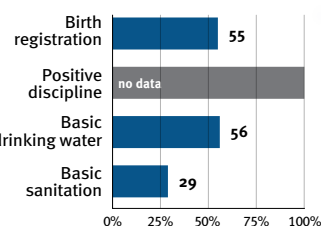
### Nutrition



### Early learning



### Security and safety



### Responsive caregiving

Public information about ECD  
Parental mental health  
Parent support (groups, home visits)  
Quality child day care

?

Comparative country data urgently needed

## Facilitating environments

### Policies

✗	Paid maternity leave	✓	Paid paternity leave
✓	National minimum wage		
✓	Child and family social protection		
✓	International Code of Marketing of Breastmilk Substitutes		

### International conventions

✓	Convention on the Rights of the Child
✓	Convention on the Rights of Persons with Disabilities
✓	CRC Optional Protocol on the Sale of Children, Child Prostitution and Child Pornography
✗	Hague Convention on Protection of Children and Cooperation in Respect of Inter-country Adoption





## Myanmar

*Countdown to 2030*

Women's, Children's & Adolescents' Health

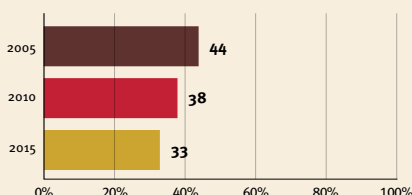
### Demographics

Population (2019)	54,045,000
Annual births	942,000
Children under 5 (2019)	4,511,000 (8%)
Under-five mortality	46/1 000

### Threats to Early Childhood Development

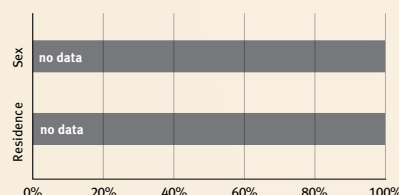
Maternal mortality	250/100 000	Young mothers (births by 18y)	5%
Low birthweight	12%	Preterm births	12%
Child poverty	11%	Under-five stunting	29%
Violent discipline	80%	Inadequate supervision	13%

### Young children at risk of poor development




At risk in 2005, 2010 and 2015, using a composite indicator of under-five stunting or poverty

### Risk by sex and residence



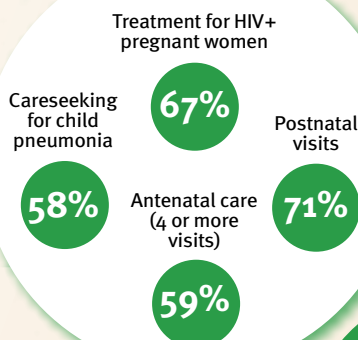
### Lifetime cost of growth deficit in early childhood



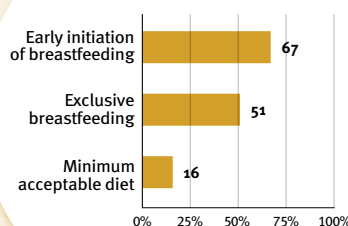
## Support and services for early childhood development: Nurturing care

Parents and caregivers need a facilitating environment of laws, policies, services and community support to assist them in providing their young children with nurturing care.

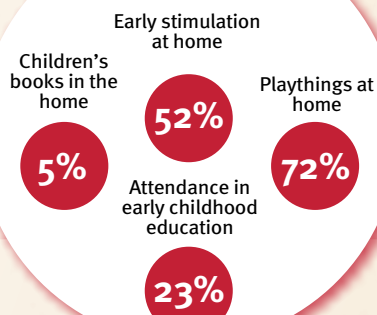
### Health



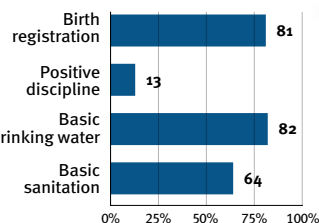
### Nutrition



### Early learning



### Security and safety



### Responsive caregiving

Public information about ECD  
Parental mental health  
Parent support (groups, home visits)  
Quality child day care

?

Comparative country data urgently needed

## Facilitating environments

### Policies

X	Paid maternity leave	✓	Paid paternity leave
X	National minimum wage		
X	Child and family social protection		
✓	International Code of Marketing of Breastmilk Substitutes		

### International conventions

✓	Convention on the Rights of the Child
✓	Convention on the Rights of Persons with Disabilities
✓	CRC Optional Protocol on the Sale of Children, Child Prostitution and Child Pornography
X	Hague Convention on Protection of Children and Cooperation in Respect of Intercountry Adoption



## Namibia

*Countdown to 2030*

Women's, Children's & Adolescents' Health

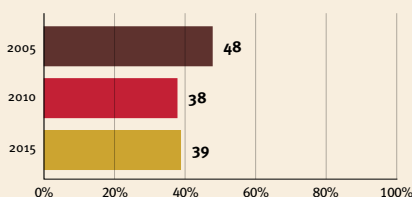
### Demographics

Population (2019)	2,495,000
Annual births	70,000
Children under 5 (2019)	334,000 (13%)
Under-five mortality	40/1 000

### Threats to Early Childhood Development

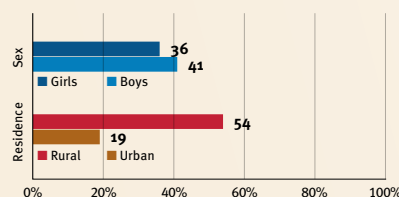
Maternal mortality	195/100 000	Young mothers (births by 18y)	15%
Low birthweight	16%	Preterm births	14%
Child poverty	19%	Under-five stunting	23%
Violent discipline	no data	Inadequate supervision	no data

### Young children at risk of poor development




At risk in 2005, 2010 and 2015, using a composite indicator of under-five stunting or poverty

### Risk by sex and residence



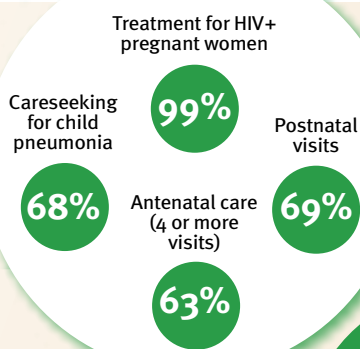
### Lifetime cost of growth deficit in early childhood



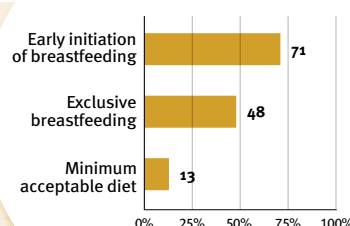
## Support and services for early childhood development: Nurturing care

Parents and caregivers need a facilitating environment of laws, policies, services and community support to assist them in providing their young children with nurturing care.

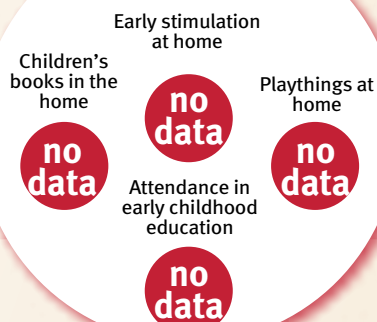
### Health



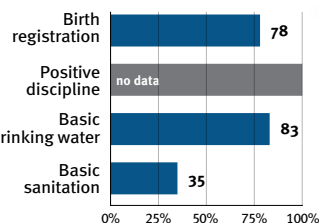
### Nutrition



### Early learning



### Security and safety



### Responsive caregiving

Public information about ECD  
Parental mental health  
Parent support (groups, home visits)  
Quality child day care

Comparative country data urgently needed

## Facilitating environments

### Policies

X	Paid maternity leave	X	Paid paternity leave
X	National minimum wage		
✓	Child and family social protection		
X	International Code of Marketing of Breastmilk Substitutes		

### International conventions

✓	Convention on the Rights of the Child
✓	Convention on the Rights of Persons with Disabilities
✓	CRC Optional Protocol on the Sale of Children, Child Prostitution and Child Pornography
✓	Hague Convention on Protection of Children and Cooperation in Respect of Intercountry Adoption



## Nauru

*Countdown to 2030*

Women's, Children's & Adolescents' Health

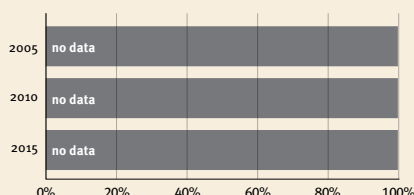
### Demographics

Population (2019)	11,000
Annual births	no data
Children under 5 (2019)	no data
Under-five mortality	32/1 000

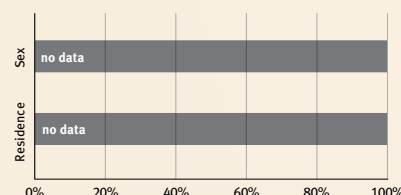
### Threats to Early Childhood Development

Maternal mortality	no data	Young mothers (births by 18y)	22%
Low birthweight	no data	Preterm births	no data
Child poverty	no data	Under-five stunting	24%
Violent discipline	no data	Inadequate supervision	no data


### Young children at risk of poor development



### Risk by sex and residence



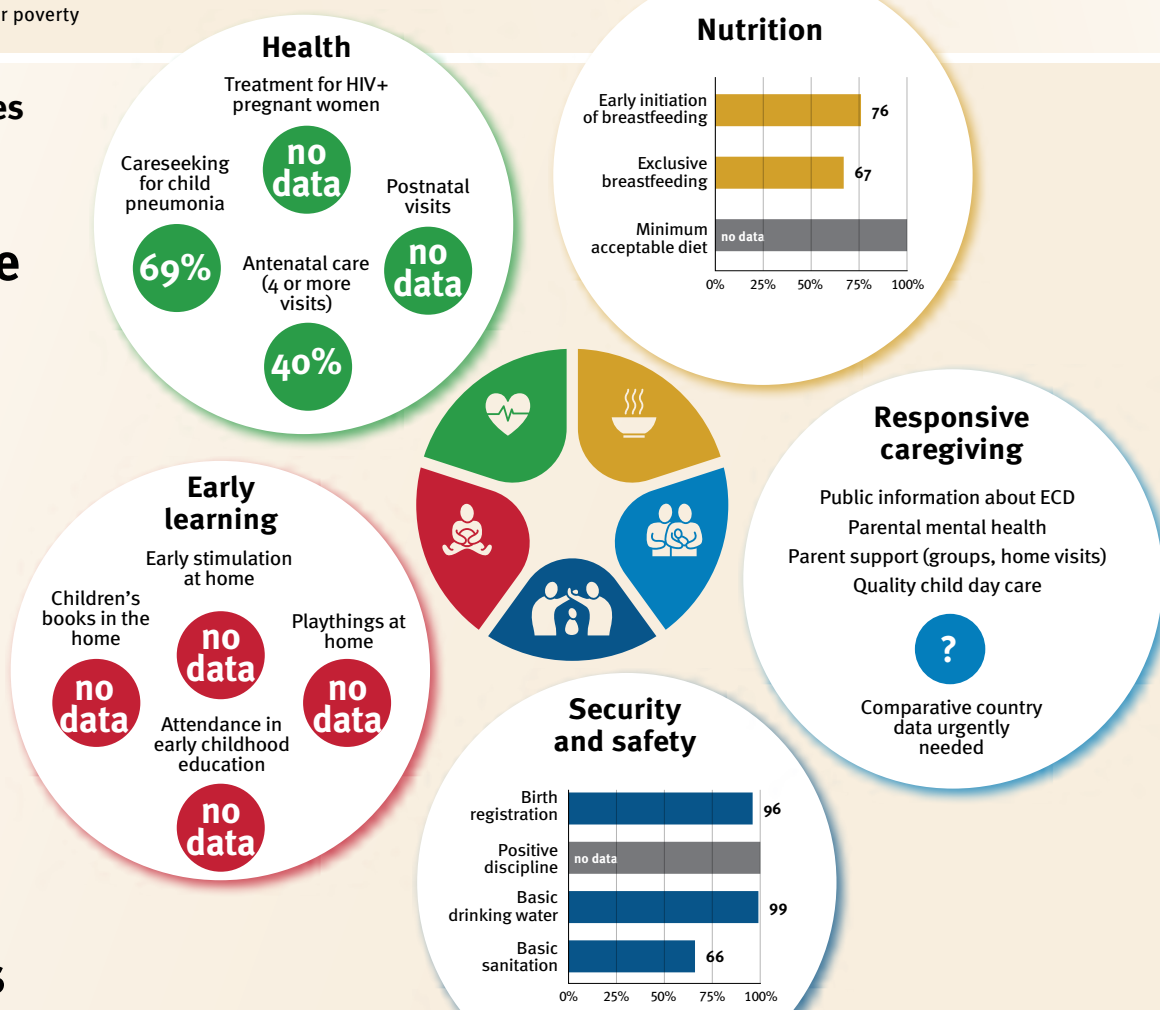
### Lifetime cost of growth deficit in early childhood



At risk in 2005, 2010 and 2015, using a composite indicator of under-five stunting or poverty

## Support and services for early childhood development: Nurturing care

Parents and caregivers need a facilitating environment of laws, policies, services and community support to assist them in providing their young children with nurturing care.



## Facilitating environments

Policies		
no data	Paid maternity leave	✗ Paid paternity leave
no data	National minimum wage	
✗	Child and family social protection	
✗	International Code of Marketing of Breastmilk Substitutes	

International conventions	
✓	Convention on the Rights of the Child
✓	Convention on the Rights of Persons with Disabilities
✓	CRC Optional Protocol on the Sale of Children, Child Prostitution and Child Pornography
✗	Hague Convention on Protection of Children and Cooperation in Respect of Intercountry Adoption



## Nepal

*Countdown to 2030*

Women's, Children's & Adolescents' Health

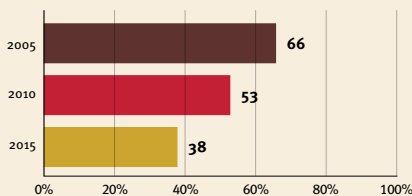
### Demographics

Population (2019)	28,609,000
Annual births	563,000
Children under 5 (2019)	2,708,000 (9%)
Under-five mortality	32/1 000

### Threats to Early Childhood Development

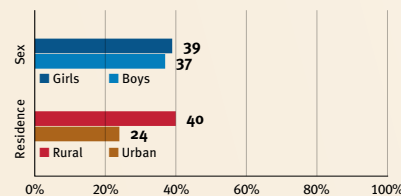
Maternal mortality	186/100 000	Young mothers (births by 18y)	16%
Low birthweight	22%	Preterm births	14%
Child poverty	12%	Under-five stunting	36%
Violent discipline	75%	Inadequate supervision	21%

### Young children at risk of poor development




At risk in 2005, 2010 and 2015, using a composite indicator of under-five stunting or poverty

### Risk by sex and residence



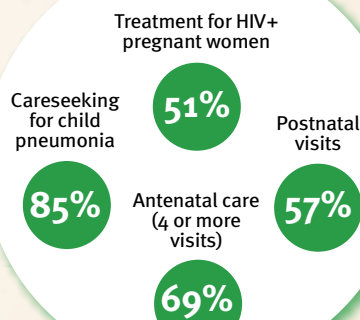
### Lifetime cost of growth deficit in early childhood



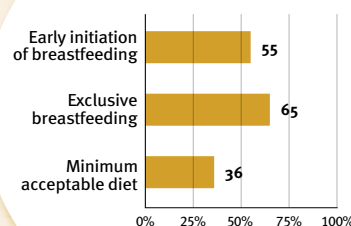
## Support and services for early childhood development: Nurturing care

Parents and caregivers need a facilitating environment of laws, policies, services and community support to assist them in providing their young children with nurturing care.


### Health



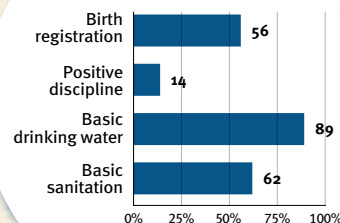
### Nutrition



### Early learning



### Security and safety



### Responsive caregiving

Public information about ECD  
Parental mental health  
Parent support (groups, home visits)  
Quality child day care

?

Comparative country data urgently needed

## Facilitating environments

### Policies

✗	Paid maternity leave	✗	Paid paternity leave
✓	National minimum wage		
✗	Child and family social protection		
✓	International Code of Marketing of Breastmilk Substitutes		

### International conventions

✓	Convention on the Rights of the Child
✓	Convention on the Rights of Persons with Disabilities
✓	CRC Optional Protocol on the Sale of Children, Child Prostitution and Child Pornography
✗	Hague Convention on Protection of Children and Cooperation in Respect of Intercountry Adoption



## Nicaragua

*Countdown to 2030*

Women's, Children's & Adolescents' Health

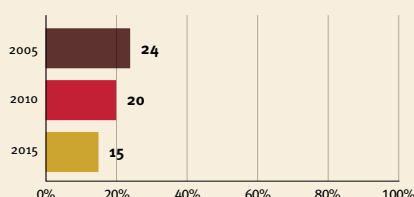
### Demographics

Population (2019)	6,546,000
Annual births	132,000
Children under 5 (2019)	661,000 (10%)
Under-five mortality	18/1 000

### Threats to Early Childhood Development

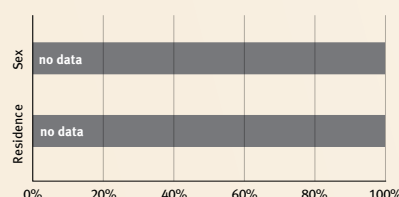
Maternal mortality	98/100 000	Young mothers (births by 18y)	28%
Low birthweight	11%	Preterm births	9%
Child poverty	no data	Under-five stunting	17%
Violent discipline	no data	Inadequate supervision	no data

### Young children at risk of poor development




At risk in 2005, 2010 and 2015, using a composite indicator of under-five stunting or poverty

### Risk by sex and residence



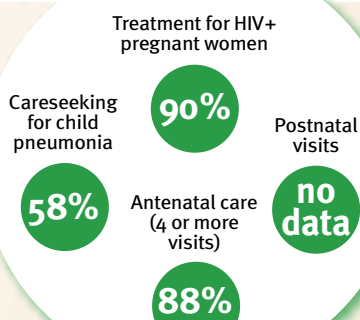
### Lifetime cost of growth deficit in early childhood



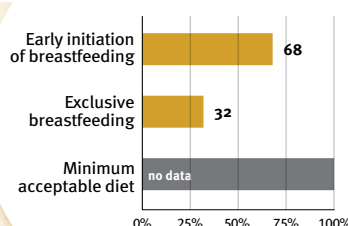
## Support and services for early childhood development: Nurturing care

Parents and caregivers need a facilitating environment of laws, policies, services and community support to assist them in providing their young children with nurturing care.

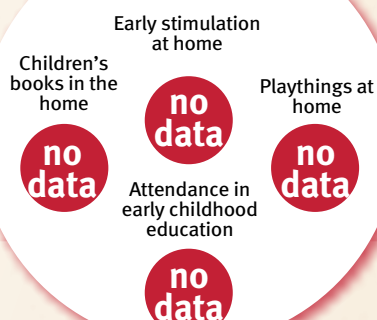
### Health



### Nutrition



### Early learning



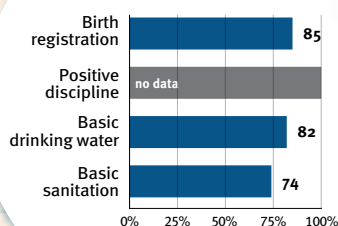
### Responsive caregiving

Public information about ECD  
Parental mental health  
Parent support (groups, home visits)  
Quality child day care



Comparative country data urgently needed

### Security and safety



## Facilitating environments

### Policies

✗	Paid maternity leave	✗	Paid paternity leave
✓	National minimum wage		
✗	Child and family social protection		
✗	International Code of Marketing of Breastmilk Substitutes		

### International conventions

✓	Convention on the Rights of the Child
✓	Convention on the Rights of Persons with Disabilities
✓	CRC Optional Protocol on the Sale of Children, Child Prostitution and Child Pornography
✗	Hague Convention on Protection of Children and Cooperation in Respect of Intercountry Adoption





## Niger

*Countdown to 2030*

Women's, Children's & Adolescents' Health

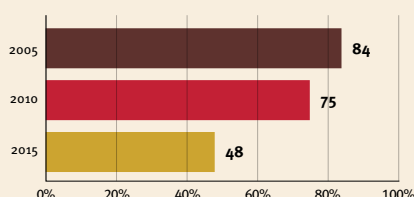
### Demographics

Population (2019)	23,311,000
Annual births	1,067,000
Children under 5 (2019)	4,642,000 (20%)
Under-five mortality	84/1 000

### Threats to Early Childhood Development

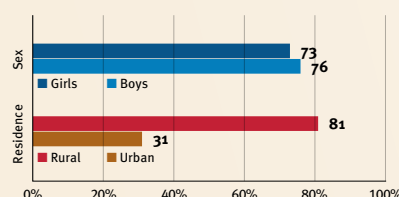
Maternal mortality	509/100 000	Young mothers (births by 18y)	48%
Low birthweight	no data	Preterm births	9%
Child poverty	57%	Under-five stunting	41%
Violent discipline	80%	Inadequate supervision	no data

### Young children at risk of poor development




At risk in 2005, 2010 and 2015, using a composite indicator of under-five stunting or poverty

### Risk by sex and residence



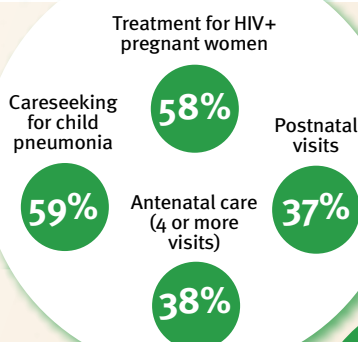
### Lifetime cost of growth deficit in early childhood



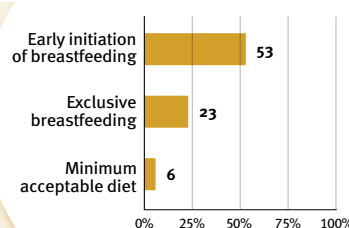
## Support and services for early childhood development: Nurturing care

Parents and caregivers need a facilitating environment of laws, policies, services and community support to assist them in providing their young children with nurturing care.


### Health



### Nutrition



### Early learning

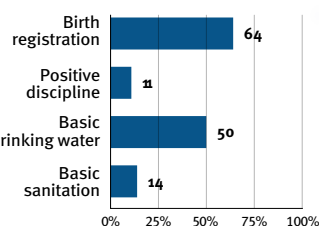


### Responsive caregiving

Public information about ECD  
Parental mental health  
Parent support (groups, home visits)  
Quality child day care

Comparative country data urgently needed

### Security and safety



## Facilitating environments

### Policies

✓	Paid maternity leave	✗	Paid paternity leave
✓	National minimum wage		
✗	Child and family social protection		
✗	International Code of Marketing of Breastmilk Substitutes		

### International conventions

✓	Convention on the Rights of the Child
✓	Convention on the Rights of Persons with Disabilities
✓	CRC Optional Protocol on the Sale of Children, Child Prostitution and Child Pornography
✗	Hague Convention on Protection of Children and Cooperation in Respect of Inter-country Adoption



## Nigeria

*Countdown to 2030*

Women's, Children's & Adolescents' Health

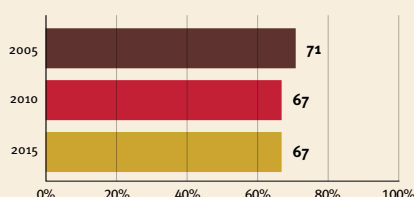
### Demographics

Population (2019)	200,964,000
Annual births	7,535,000
Children under 5 (2019)	33,409,000 (17%)
Under-five mortality	120/1 000

### Threats to Early Childhood Development

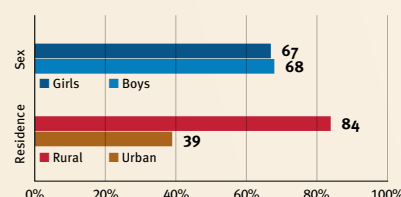
Maternal mortality	917/100 000	Young mothers (births by 18y)	29%
Low birthweight	no data	Preterm births	12%
Child poverty	54%	Under-five stunting	44%
Violent discipline	80%	Inadequate supervision	32%

### Young children at risk of poor development




At risk in 2005, 2010 and 2015, using a composite indicator of under-five stunting or poverty

### Risk by sex and residence



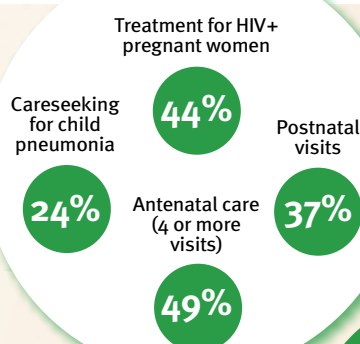
### Lifetime cost of growth deficit in early childhood



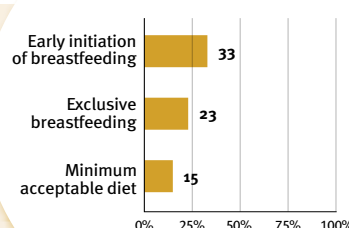
## Support and services for early childhood development: Nurturing care

Parents and caregivers need a facilitating environment of laws, policies, services and community support to assist them in providing their young children with nurturing care.


### Health



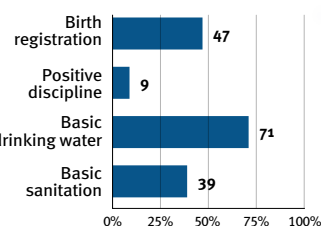
### Nutrition



### Early learning



### Security and safety



### Responsive caregiving

Public information about ECD  
Parental mental health  
Parent support (groups, home visits)  
Quality child day care



Comparative country data urgently needed

## Facilitating environments

### Policies

✗	Paid maternity leave	✗	Paid paternity leave
✓	National minimum wage		
✗	Child and family social protection		
✓	International Code of Marketing of Breastmilk Substitutes		

### International conventions

✓	Convention on the Rights of the Child
✓	Convention on the Rights of Persons with Disabilities
✓	CRC Optional Protocol on the Sale of Children, Child Prostitution and Child Pornography
✗	Hague Convention on Protection of Children and Cooperation in Respect of Intercountry Adoption



## North Macedonia

*Countdown to 2030*

Women's, Children's & Adolescents' Health

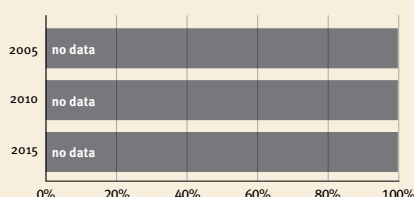
### Demographics

Population (2019)	2,083,000
Annual births	22,000
Children under 5 (2019)	114,000 (5%)
Under-five mortality	10/1 000

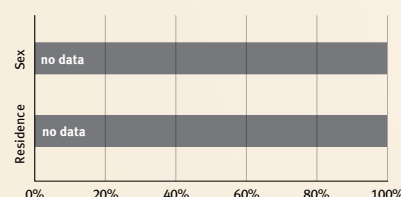
### Threats to Early Childhood Development

Maternal mortality	7/100 000	Young mothers (births by 18y)	2%
Low birthweight	9%	Preterm births	7%
Child poverty	no data	Under-five stunting	5%
Violent discipline	69%	Inadequate supervision	5%


### Young children at risk of poor development



### Risk by sex and residence



### Lifetime cost of growth deficit in early childhood

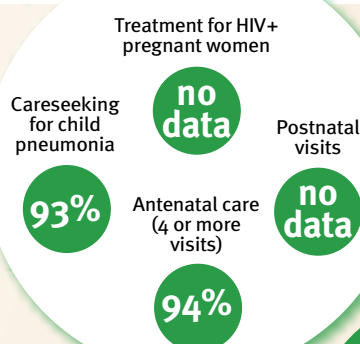


At risk in 2005, 2010 and 2015, using a composite indicator of under-five stunting or poverty

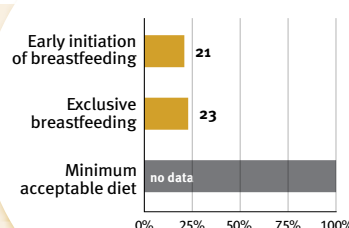
## Support and services for early childhood development: Nurturing care

Parents and caregivers need a facilitating environment of laws, policies, services and community support to assist them in providing their young children with nurturing care.


### Health



### Nutrition



### Early learning



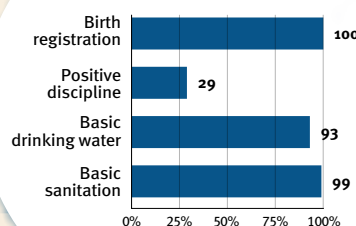
### Responsive caregiving

Public information about ECD  
Parental mental health  
Parent support (groups, home visits)  
Quality child day care



Comparative country data urgently needed

### Security and safety



## Facilitating environments

### Policies

✓	Paid maternity leave	✓	Paid paternity leave
no data	National minimum wage		
✗	Child and family social protection		
✗	International Code of Marketing of Breastmilk Substitutes		

### International conventions

✓	Convention on the Rights of the Child
✓	Convention on the Rights of Persons with Disabilities
✓	CRC Optional Protocol on the Sale of Children, Child Prostitution and Child Pornography
✓	Hague Convention on Protection of Children and Cooperation in Respect of Intercountry Adoption



## Panama

*Countdown to 2030*

Women's, Children's & Adolescents' Health

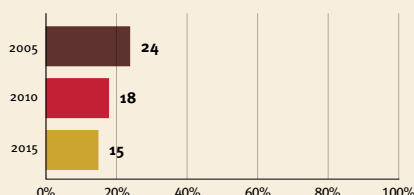
### Demographics

Population (2019)	4,246,000
Annual births	79,000
Children under 5 (2019)	389,000 (9%)
Under-five mortality	15/1 000

### Threats to Early Childhood Development

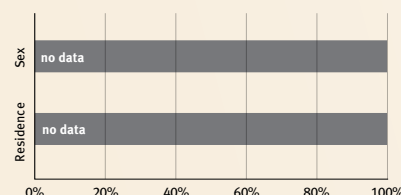
Maternal mortality	52/100 000	Young mothers (births by 18y)	no data
Low birthweight	10%	Preterm births	8%
Child poverty	no data	Under-five stunting	19%
Violent discipline	45%	Inadequate supervision	3%

### Young children at risk of poor development




At risk in 2005, 2010 and 2015, using a composite indicator of under-five stunting or poverty

### Risk by sex and residence



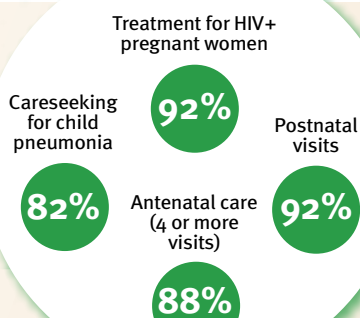
### Lifetime cost of growth deficit in early childhood



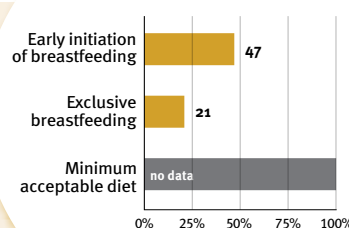
## Support and services for early childhood development: Nurturing care

Parents and caregivers need a facilitating environment of laws, policies, services and community support to assist them in providing their young children with nurturing care.

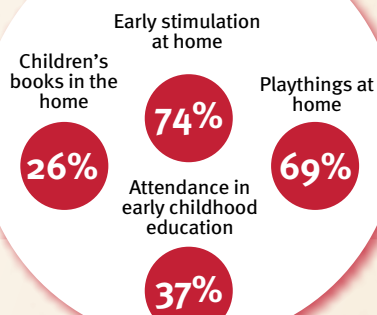
### Health



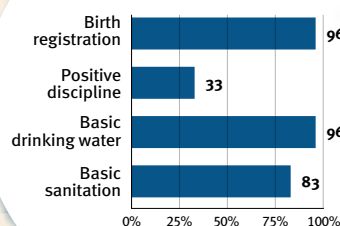
### Nutrition



### Early learning



### Security and safety



### Responsive caregiving

Public information about ECD  
Parental mental health  
Parent support (groups, home visits)  
Quality child day care

?

Comparative country data urgently needed

## Facilitating environments

### Policies

✓ Paid maternity leave	✗ Paid paternity leave
✓ National minimum wage	
✓ Child and family social protection	
✓ International Code of Marketing of Breastmilk Substitutes	

### International conventions

✓ Convention on the Rights of the Child
✓ Convention on the Rights of Persons with Disabilities
✓ CRC Optional Protocol on the Sale of Children, Child Prostitution and Child Pornography
✓ Hague Convention on Protection of Children and Cooperation in Respect of Intercountry Adoption



## Pakistan

*Countdown to 2030*

Women's, Children's & Adolescents' Health

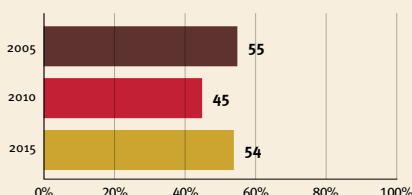
### Demographics

Population (2019)	216,565,000
Annual births	6,029,000
Children under 5 (2019)	27,668,000 (13%)
Under-five mortality	69/1 000

### Threats to Early Childhood Development

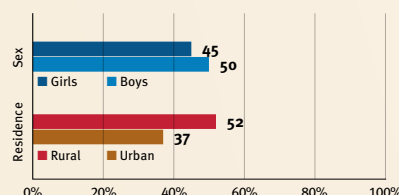
Maternal mortality	140/100 000	Young mothers (births by 18y)	7%
Low birthweight	no data	Preterm births	16%
Child poverty	9%	Under-five stunting	38%
Violent discipline	no data	Inadequate supervision	no data

### Young children at risk of poor development




At risk in 2005, 2010 and 2015, using a composite indicator of under-five stunting or poverty

### Risk by sex and residence



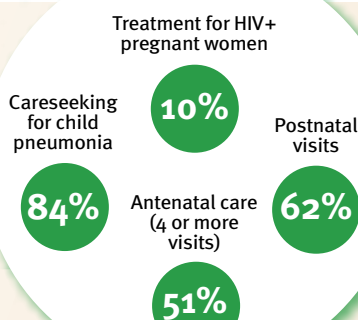
### Lifetime cost of growth deficit in early childhood



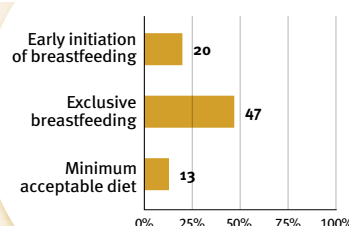
## Support and services for early childhood development: Nurturing care

Parents and caregivers need a facilitating environment of laws, policies, services and community support to assist them in providing their young children with nurturing care.

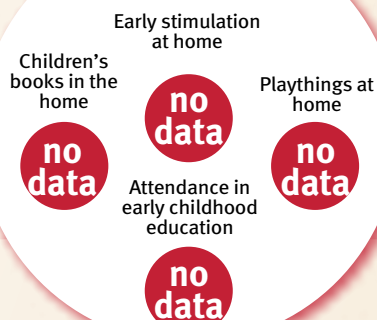
### Health



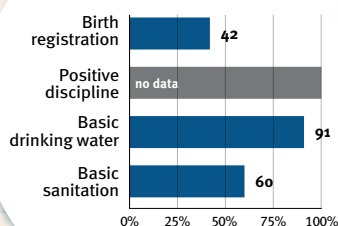
### Nutrition



### Early learning



### Security and safety



### Responsive caregiving

Public information about ECD  
Parental mental health  
Parent support (groups, home visits)  
Quality child day care



Comparative country data urgently needed

## Facilitating environments

### Policies

✗	Paid maternity leave	✗	Paid paternity leave
✓	National minimum wage		
✓	Child and family social protection		
✓	International Code of Marketing of Breastmilk Substitutes		

### International conventions

✓	Convention on the Rights of the Child
✓	Convention on the Rights of Persons with Disabilities
✓	CRC Optional Protocol on the Sale of Children, Child Prostitution and Child Pornography
✗	Hague Convention on Protection of Children and Cooperation in Respect of Intercountry Adoption





# Papua New Guinea

*Countdown to 2030*

Women's, Children's & Adolescents' Health

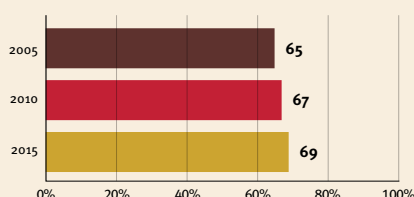
## Demographics

Population (2019)	8,776,000
Annual births	235,000
Children under 5 (2019)	1,096,000 (12%)
Under-five mortality	48/1 000

## Threats to Early Childhood Development

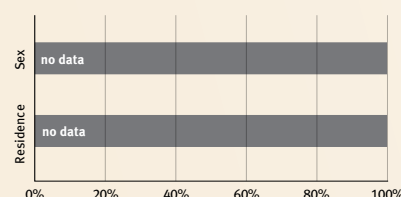
Maternal mortality	145/100 000	Young mothers (births by 18y)	14%
Low birthweight	no data	Preterm births	7%
Child poverty	no data	Under-five stunting	49%
Violent discipline	no data	Inadequate supervision	no data

## Young children at risk of poor development




At risk in 2005, 2010 and 2015, using a composite indicator of under-five stunting or poverty

## Risk by sex and residence



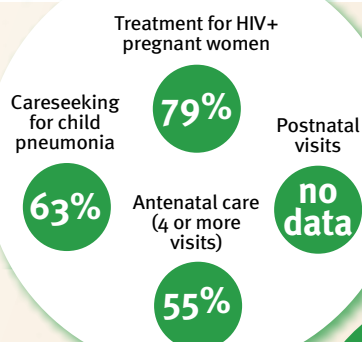
## Lifetime cost of growth deficit in early childhood



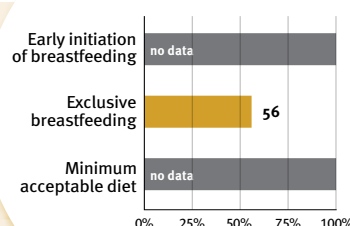
## Support and services for early childhood development: Nurturing care

Parents and caregivers need a facilitating environment of laws, policies, services and community support to assist them in providing their young children with nurturing care.

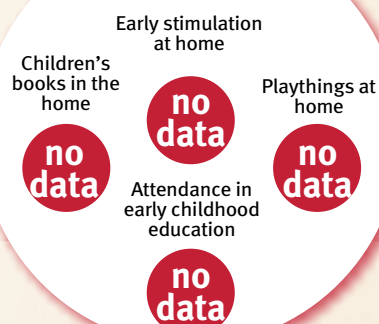
### Health



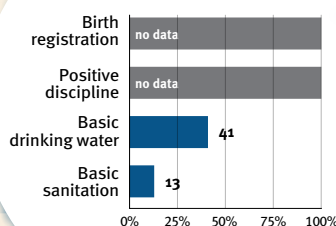
### Nutrition



### Early learning



### Security and safety



### Responsive caregiving

Public information about ECD  
Parental mental health  
Parent support (groups, home visits)  
Quality child day care



Comparative country data urgently needed

## Facilitating environments

### Policies

✗	Paid maternity leave	✗	Paid paternity leave
✓	National minimum wage		
✗	Child and family social protection		
✗	International Code of Marketing of Breastmilk Substitutes		

### International conventions

✓	Convention on the Rights of the Child
✓	Convention on the Rights of Persons with Disabilities
✓	CRC Optional Protocol on the Sale of Children, Child Prostitution and Child Pornography
✗	Hague Convention on Protection of Children and Cooperation in Respect of Intercountry Adoption



## Paraguay

*Countdown to 2030*

Women's, Children's & Adolescents' Health

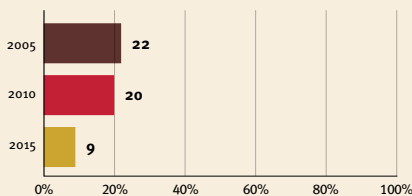
### Demographics

Population (2019)	7,045,000
Annual births	143,000
Children under 5 (2019)	698,000 (10%)
Under-five mortality	20/1 000

### Threats to Early Childhood Development

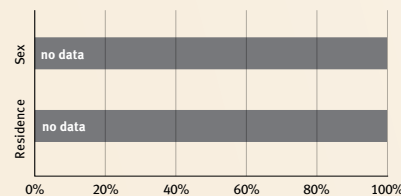
Maternal mortality	129/100 000	Young mothers (births by 18y)	no data
Low birthweight	8%	Preterm births	8%
Child poverty	2%	Under-five stunting	6%
Violent discipline	61%	Inadequate supervision	3%

### Young children at risk of poor development




At risk in 2005, 2010 and 2015, using a composite indicator of under-five stunting or poverty

### Risk by sex and residence



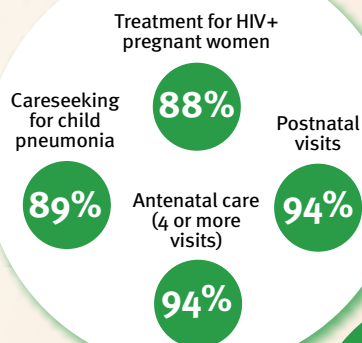
### Lifetime cost of growth deficit in early childhood



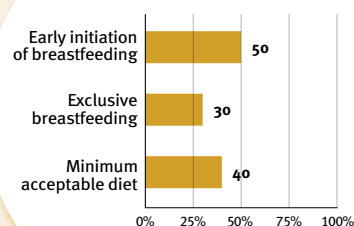
## Support and services for early childhood development: Nurturing care

Parents and caregivers need a facilitating environment of laws, policies, services and community support to assist them in providing their young children with nurturing care.

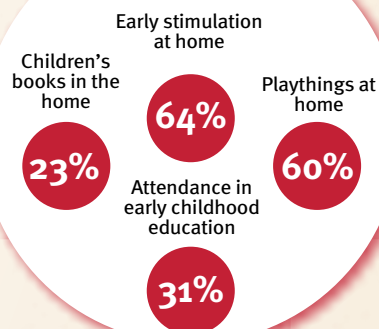
### Health



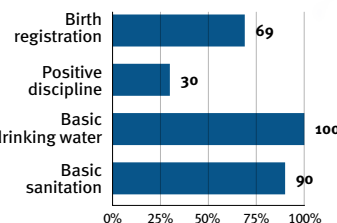
### Nutrition



### Early learning



### Security and safety



### Responsive caregiving

Public information about ECD  
Parental mental health  
Parent support (groups, home visits)  
Quality child day care

?

Comparative country data urgently needed

## Facilitating environments

### Policies

✓	Paid maternity leave	✓	Paid paternity leave
✓	National minimum wage		
✗	Child and family social protection		
✗	International Code of Marketing of Breastmilk Substitutes		

### International conventions

✓	Convention on the Rights of the Child
✓	Convention on the Rights of Persons with Disabilities
✓	CRC Optional Protocol on the Sale of Children, Child Prostitution and Child Pornography
✓	Hague Convention on Protection of Children and Cooperation in Respect of Intercountry Adoption



## Peru

## Countdown to 2030

Women's, Children's & Adolescents' Health

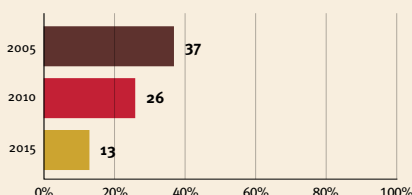
### Demographics

Population (2019)	32,510,000
Annual births	575,000
Children under 5 (2019)	2,810,000 (9%)
Under-five mortality	14/1 000

### Threats to Early Childhood Development

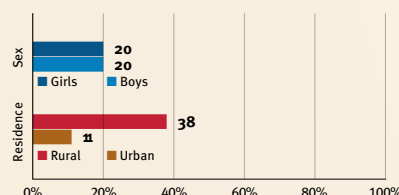
Maternal mortality	88/100 000	Young mothers (births by 18y)	16%
Low birthweight	9%	Preterm births	7%
Child poverty	4%	Under-five stunting	13%
Violent discipline	no data	Inadequate supervision	no data

### Young children at risk of poor development




At risk in 2005, 2010 and 2015, using a composite indicator of under-five stunting or poverty

### Risk by sex and residence



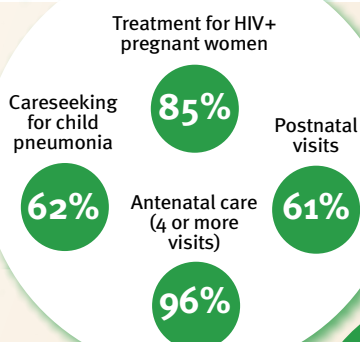
### Lifetime cost of growth deficit in early childhood



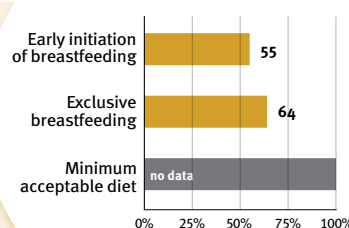
## Support and services for early childhood development: Nurturing care

Parents and caregivers need a facilitating environment of laws, policies, services and community support to assist them in providing their young children with nurturing care.

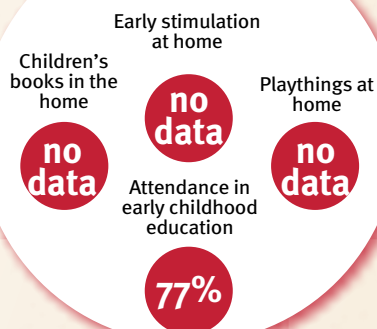
### Health



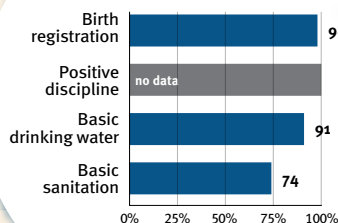
### Nutrition



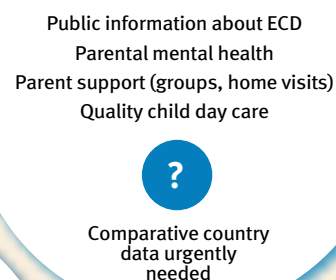
### Early learning



### Security and safety



### Responsive caregiving



## Facilitating environments

### Policies

✗	Paid maternity leave	✓	Paid paternity leave
✓	National minimum wage		
✓	Child and family social protection		
✓	International Code of Marketing of Breastmilk Substitutes		

### International conventions

✓	Convention on the Rights of the Child
✓	Convention on the Rights of Persons with Disabilities
✓	CRC Optional Protocol on the Sale of Children, Child Prostitution and Child Pornography
✓	Hague Convention on Protection of Children and Cooperation in Respect of Intercountry Adoption



## Philippines

*Countdown to 2030*

Women's, Children's & Adolescents' Health

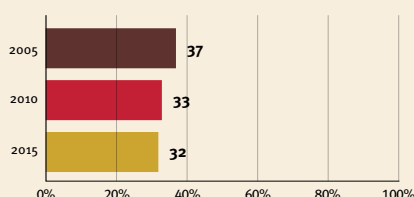
### Demographics

Population (2019)	108,117,000
Annual births	2,182,000
Children under 5 (2019)	10,775,000 (10%)
Under-five mortality	28/1 000

### Threats to Early Childhood Development

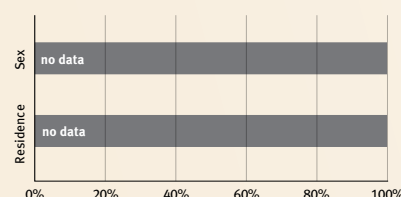
Maternal mortality	121/100 000	Young mothers (births by 18y)	11%
Low birthweight	20%	Preterm births	15%
Child poverty	no data	Under-five stunting	33%
Violent discipline	no data	Inadequate supervision	no data

### Young children at risk of poor development




At risk in 2005, 2010 and 2015, using a composite indicator of under-five stunting or poverty

### Risk by sex and residence



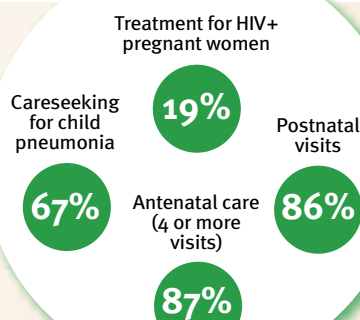
### Lifetime cost of growth deficit in early childhood



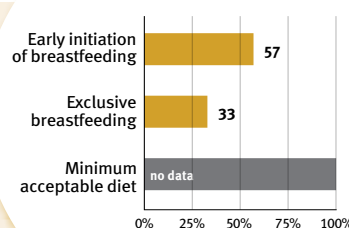
## Support and services for early childhood development: Nurturing care

Parents and caregivers need a facilitating environment of laws, policies, services and community support to assist them in providing their young children with nurturing care.


### Health



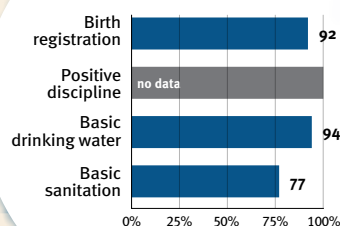
### Nutrition



### Early learning



### Security and safety



### Responsive caregiving

Public information about ECD  
Parental mental health  
Parent support (groups, home visits)  
Quality child day care



Comparative country data urgently needed

## Facilitating environments

### Policies

✗	Paid maternity leave	✓	Paid paternity leave
✓	National minimum wage		
✗	Child and family social protection		
✓	International Code of Marketing of Breastmilk Substitutes		

### International conventions

✓	Convention on the Rights of the Child
✓	Convention on the Rights of Persons with Disabilities
✓	CRC Optional Protocol on the Sale of Children, Child Prostitution and Child Pornography
✓	Hague Convention on Protection of Children and Cooperation in Respect of Intercountry Adoption

# Republic of Moldova

## Countdown to 2030

Women's, Children's & Adolescents' Health

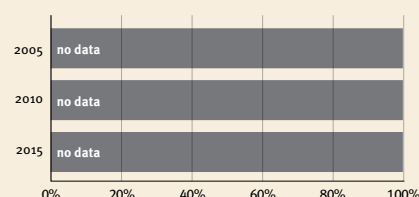
### Demographics

Population (2019)	4,043,000
Annual births	40,000
Children under 5 (2019)	206,000 (5%)
Under-five mortality	16/1 000

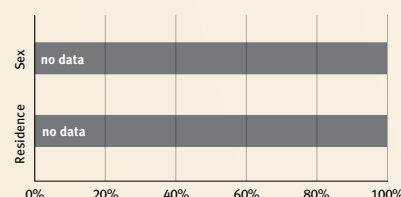
### Threats to Early Childhood Development

Maternal mortality	19/100 000	Young mothers (births by 18y)	4%
Low birthweight	5%	Preterm births	12%
Child poverty	no data	Under-five stunting	6%
Violent discipline	76%	Inadequate supervision	6%


### Young children at risk of poor development



### Risk by sex and residence



### Lifetime cost of growth deficit in early childhood

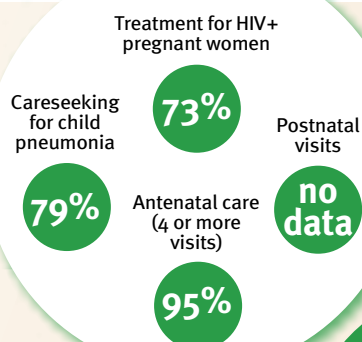


At risk in 2005, 2010 and 2015, using a composite indicator of under-five stunting or poverty

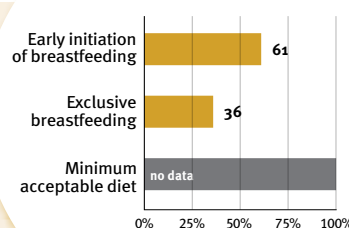
## Support and services for early childhood development: Nurturing care

Parents and caregivers need a facilitating environment of laws, policies, services and community support to assist them in providing their young children with nurturing care.

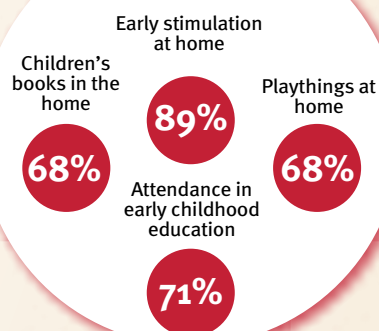
### Health



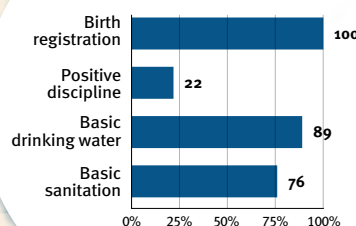
### Nutrition



### Early learning



### Security and safety



### Responsive caregiving

Public information about ECD  
Parental mental health  
Parent support (groups, home visits)  
Quality child day care

?

Comparative country data urgently needed

## Facilitating environments

### Policies

✓	Paid maternity leave	✓	Paid paternity leave
✓	National minimum wage		
✓	Child and family social protection		
✗	International Code of Marketing of Breastmilk Substitutes		

### International conventions

✓	Convention on the Rights of the Child
✓	Convention on the Rights of Persons with Disabilities
✓	CRC Optional Protocol on the Sale of Children, Child Prostitution and Child Pornography
✓	Hague Convention on Protection of Children and Cooperation in Respect of Intercountry Adoption





## Romania

*Countdown to 2030*

Women's, Children's & Adolescents' Health

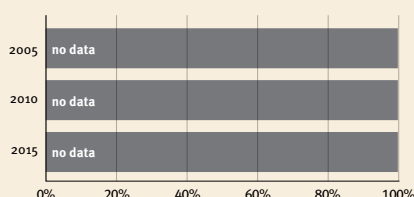
### Demographics

Population (2019)	19,365,000
Annual births	187,000
Children under 5 (2019)	940,000 (5%)
Under-five mortality	7/1 000

### Threats to Early Childhood Development

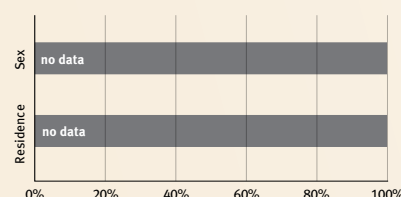
Maternal mortality	19/100 000	Young mothers (births by 18y)	no data
Low birthweight	8%	Preterm births	7%
Child poverty	no data	Under-five stunting	13%
Violent discipline	no data	Inadequate supervision	no data

### Young children at risk of poor development




At risk in 2005, 2010 and 2015, using a composite indicator of under-five stunting or poverty

### Risk by sex and residence

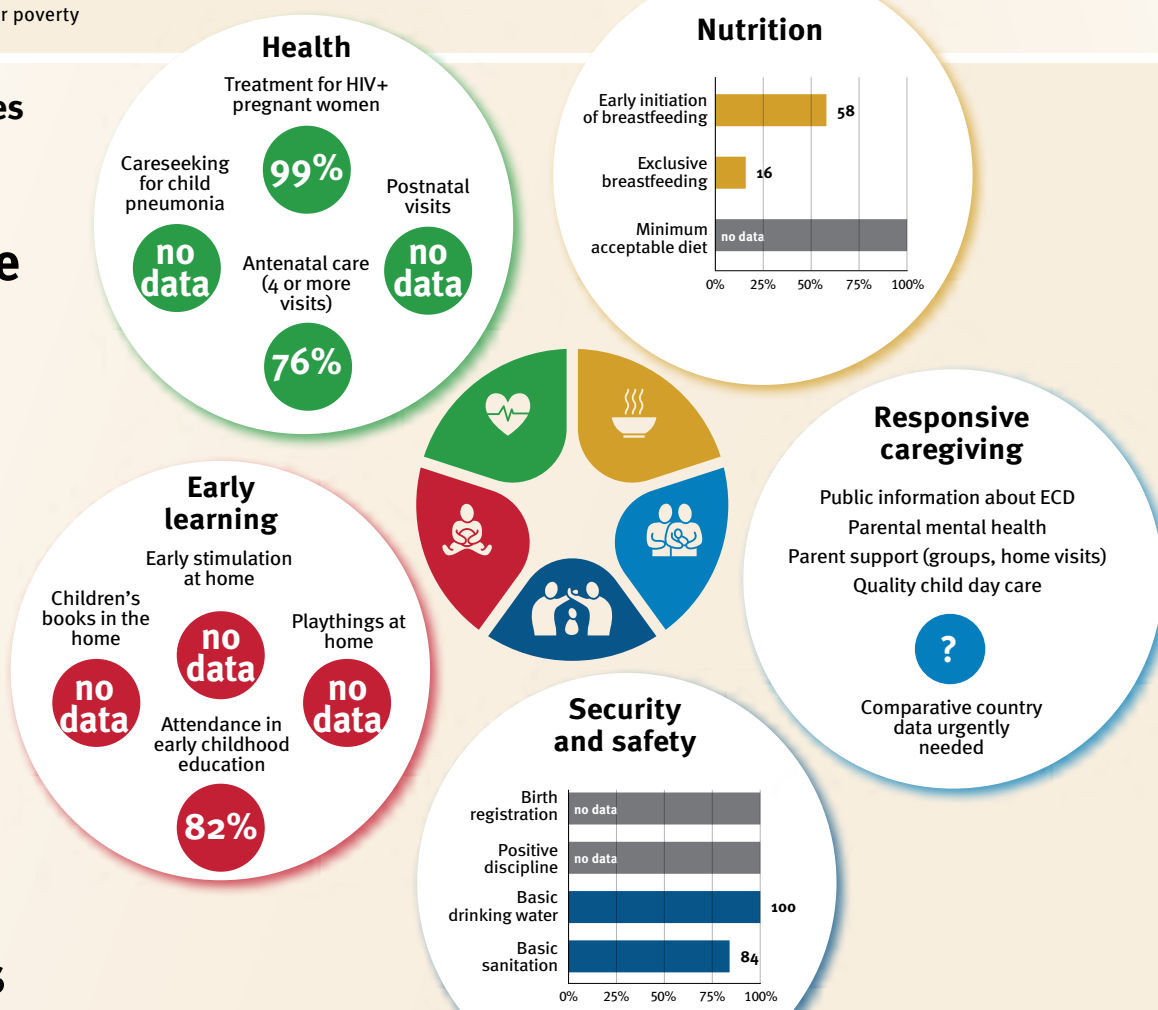


### Lifetime cost of growth deficit in early childhood



## Support and services for early childhood development: Nurturing care

Parents and caregivers need a facilitating environment of laws, policies, services and community support to assist them in providing their young children with nurturing care.



## Facilitating environments

Policies	
✗ Paid maternity leave	✓ Paid paternity leave
✓ National minimum wage	
✓ Child and family social protection	
✗ International Code of Marketing of Breastmilk Substitutes	

International conventions	
✓ Convention on the Rights of the Child	
✓ Convention on the Rights of Persons with Disabilities	
✓ CRC Optional Protocol on the Sale of Children, Child Prostitution and Child Pornography	
✓ Hague Convention on Protection of Children and Cooperation in Respect of Intercountry Adoption	



# Russian Federation

*Countdown to 2030*

Women's, Children's & Adolescents' Health

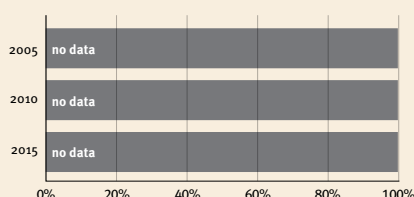
## Demographics

Population (2019)	145,872,000
Annual births	1,806,000
Children under 5 (2019)	9,400,000 (6%)
Under-five mortality	7/1 000

## Threats to Early Childhood Development

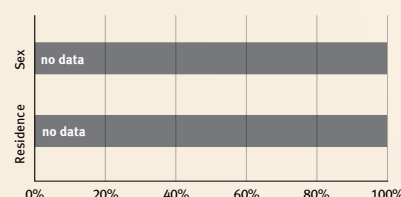
Maternal mortality	17/100 000	Young mothers (births by 18y)	no data
Low birthweight	6%	Preterm births	7%
Child poverty	no data	Under-five stunting	no data
Violent discipline	no data	Inadequate supervision	no data

## Young children at risk of poor development




At risk in 2005, 2010 and 2015, using a composite indicator of under-five stunting or poverty

## Risk by sex and residence

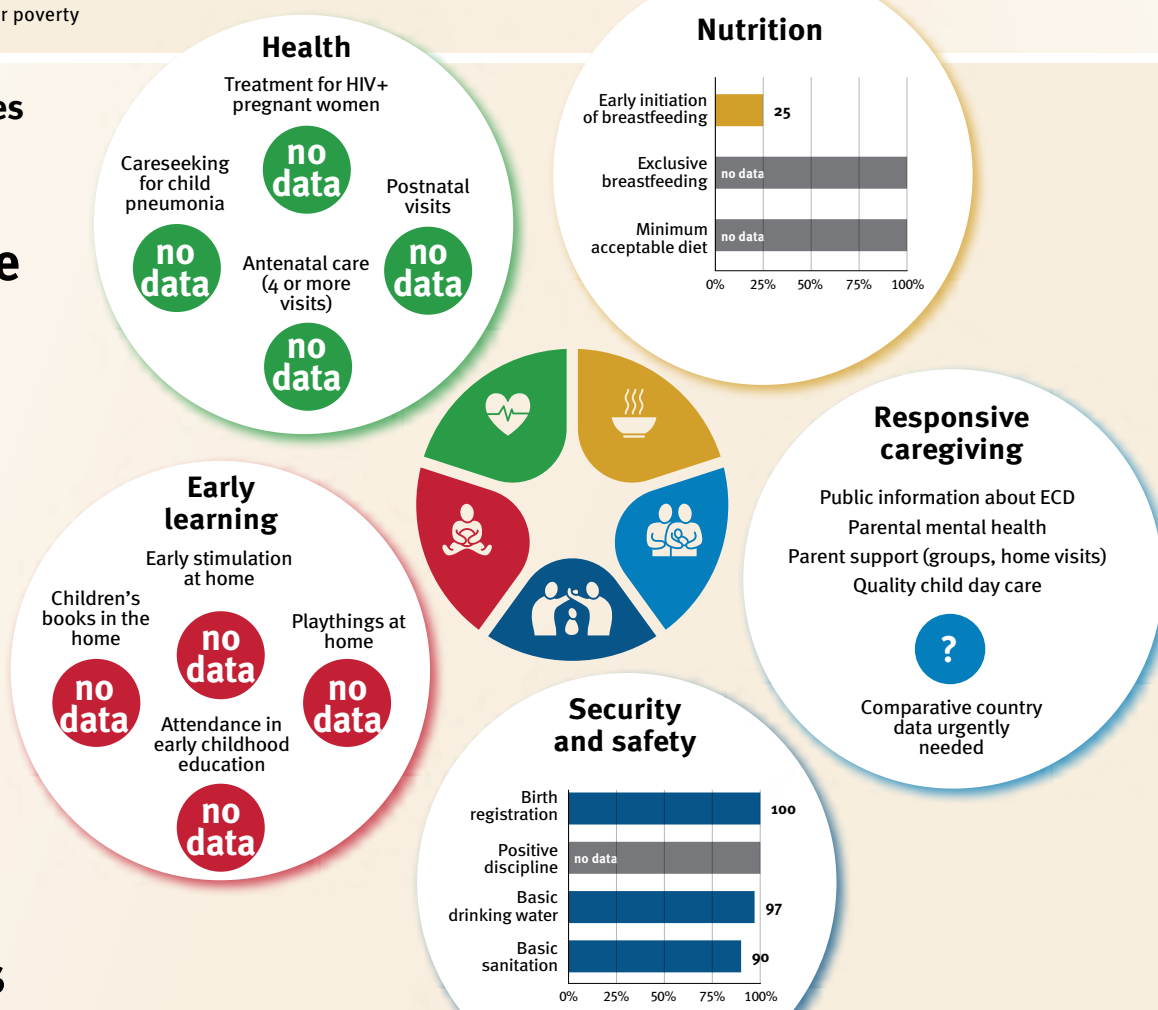


## Lifetime cost of growth deficit in early childhood



## Support and services for early childhood development: Nurturing care

Parents and caregivers need a facilitating environment of laws, policies, services and community support to assist them in providing their young children with nurturing care.



## Facilitating environments

Policies		
✓	Paid maternity leave	✓ Paid paternity leave
✓	National minimum wage	
✗	Child and family social protection	
✗	International Code of Marketing of Breastmilk Substitutes	

International conventions	
✓	Convention on the Rights of the Child
✓	Convention on the Rights of Persons with Disabilities
✓	CRC Optional Protocol on the Sale of Children, Child Prostitution and Child Pornography
✗	Hague Convention on Protection of Children and Cooperation in Respect of Inter-country Adoption



## Rwanda

*Countdown to 2030*

Women's, Children's & Adolescents' Health

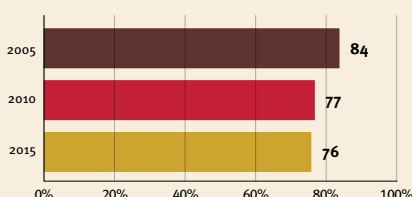
### Demographics

Population (2019)	12,627,000
Annual births	395,000
Children under 5 (2019)	1,849,000 (15%)
Under-five mortality	35/1 000

### Threats to Early Childhood Development

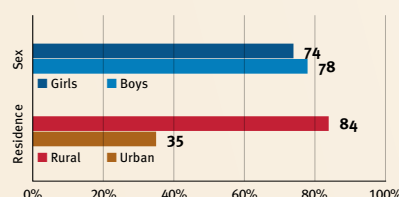
Maternal mortality	248/100 000	Young mothers (births by 18y)	6%
Low birthweight	8%	Preterm births	10%
Child poverty	68%	Under-five stunting	37%
Violent discipline	no data	Inadequate supervision	35%

### Young children at risk of poor development




At risk in 2005, 2010 and 2015, using a composite indicator of under-five stunting or poverty

### Risk by sex and residence



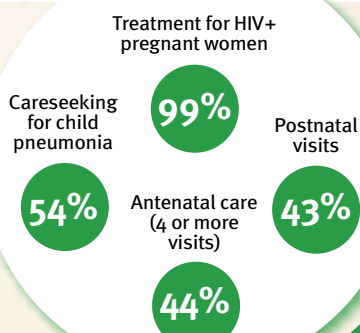
### Lifetime cost of growth deficit in early childhood



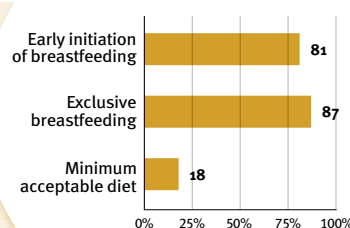
## Support and services for early childhood development: Nurturing care

Parents and caregivers need a facilitating environment of laws, policies, services and community support to assist them in providing their young children with nurturing care.

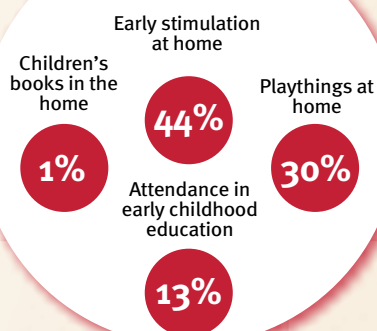
### Health



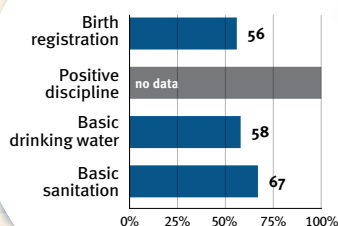
### Nutrition



### Early learning



### Security and safety



### Responsive caregiving

Public information about ECD  
Parental mental health  
Parent support (groups, home visits)  
Quality child day care

?

Comparative country data urgently needed

## Facilitating environments

### Policies

✗	Paid maternity leave	✓	Paid paternity leave
no data	National minimum wage		
✗	Child and family social protection		
✓	International Code of Marketing of Breastmilk Substitutes		

### International conventions

✓	Convention on the Rights of the Child
✓	Convention on the Rights of Persons with Disabilities
✓	CRC Optional Protocol on the Sale of Children, Child Prostitution and Child Pornography
✓	Hague Convention on Protection of Children and Cooperation in Respect of Intercountry Adoption



## Saint Lucia

*Countdown to 2030*

Women's, Children's & Adolescents' Health

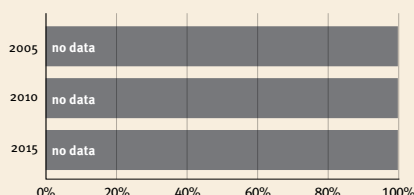
### Demographics

Population (2019)	183,000
Annual births	2,000
Children under 5 (2019)	11,000 (6%)
Under-five mortality	17/1 000

### Threats to Early Childhood Development

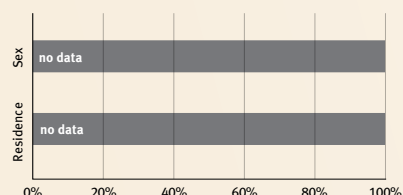
Maternal mortality	117/100 000	Young mothers (births by 18y)	no data
Low birthweight	no data	Preterm births	11%
Child poverty	no data	Under-five stunting	2%
Violent discipline	69%	Inadequate supervision	5%

### Young children at risk of poor development




At risk in 2005, 2010 and 2015, using a composite indicator of under-five stunting or poverty

### Risk by sex and residence



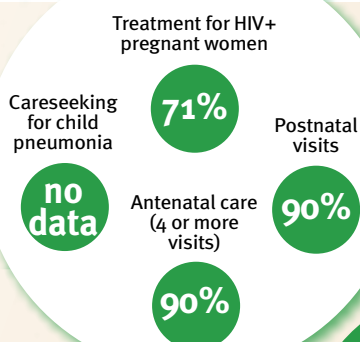
### Lifetime cost of growth deficit in early childhood



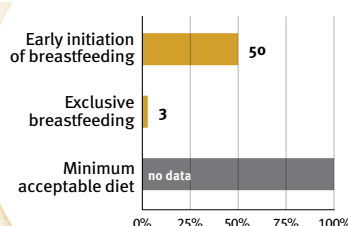
## Support and services for early childhood development: Nurturing care

Parents and caregivers need a facilitating environment of laws, policies, services and community support to assist them in providing their young children with nurturing care.

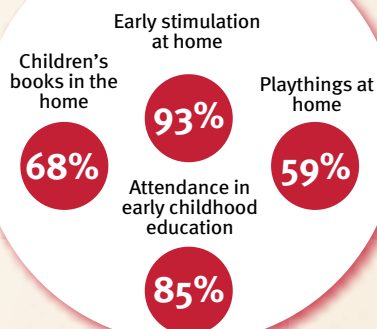
### Health



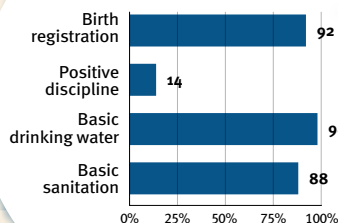
### Nutrition



### Early learning



### Security and safety



### Responsive caregiving

Public information about ECD  
Parental mental health  
Parent support (groups, home visits)  
Quality child day care



Comparative country data urgently needed

## Facilitating environments

### Policies

✗	Paid maternity leave	✗	Paid paternity leave
✓	National minimum wage		
✗	Child and family social protection		
✗	International Code of Marketing of Breastmilk Substitutes		

### International conventions

✓	Convention on the Rights of the Child
✓	Convention on the Rights of Persons with Disabilities
✓	CRC Optional Protocol on the Sale of Children, Child Prostitution and Child Pornography
✗	Hague Convention on Protection of Children and Cooperation in Respect of Intercountry Adoption



## Saint Vincent and the Grenadines

*Countdown to 2030*

Women's, Children's & Adolescents' Health

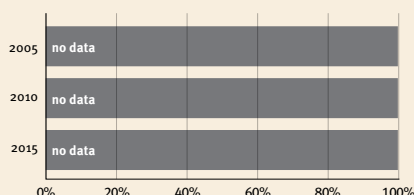
### Demographics

Population (2019)	111,000
Annual births	2,000
Children under 5 (2019)	8,000 (7%)
Under-five mortality	16/1 000

### Threats to Early Childhood Development

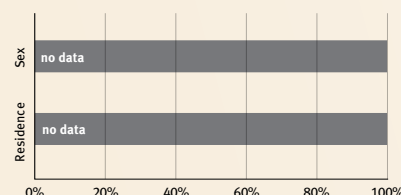
Maternal mortality	68/100 000	Young mothers (births by 18y)	no data
Low birthweight	no data	Preterm births	12%
Child poverty	no data	Under-five stunting	no data
Violent discipline	no data	Inadequate supervision	no data

### Young children at risk of poor development




At risk in 2005, 2010 and 2015, using a composite indicator of under-five stunting or poverty

### Risk by sex and residence



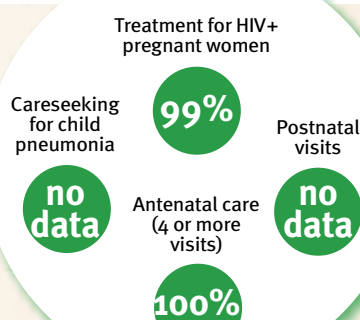
### Lifetime cost of growth deficit in early childhood



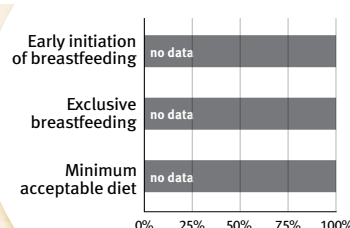
## Support and services for early childhood development: Nurturing care

Parents and caregivers need a facilitating environment of laws, policies, services and community support to assist them in providing their young children with nurturing care.

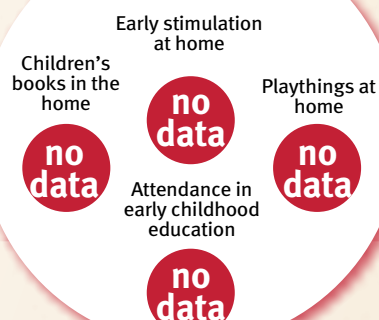
### Health



### Nutrition



### Early learning



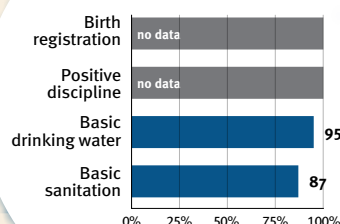
### Responsive caregiving

Public information about ECD  
Parental mental health  
Parent support (groups, home visits)  
Quality child day care



Comparative country data urgently needed

### Security and safety



## Facilitating environments

### Policies

✗	Paid maternity leave	✗	Paid paternity leave
✓	National minimum wage		
✗	Child and family social protection		
✗	International Code of Marketing of Breastmilk Substitutes		

### International conventions

✓	Convention on the Rights of the Child
✓	Convention on the Rights of Persons with Disabilities
✓	CRC Optional Protocol on the Sale of Children, Child Prostitution and Child Pornography
✗	Hague Convention on Protection of Children and Cooperation in Respect of Intercountry Adoption





## Samoa

*Countdown to 2030*

Women's, Children's & Adolescents' Health

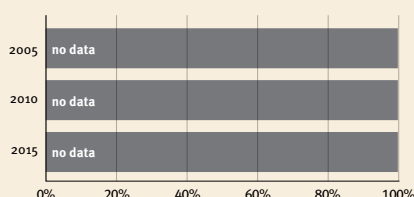
### Demographics

Population (2019)	197,000
Annual births	5,000
Children under 5 (2019)	27,000 (14%)
Under-five mortality	16/1 000

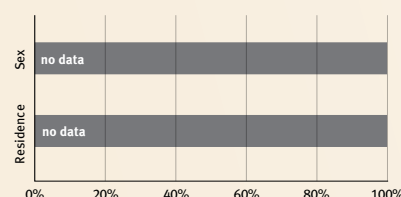
### Threats to Early Childhood Development

Maternal mortality	43/100 000	Young mothers (births by 18y)	6%
Low birthweight	no data	Preterm births	6%
Child poverty	no data	Under-five stunting	5%
Violent discipline	no data	Inadequate supervision	no data


### Young children at risk of poor development



### Risk by sex and residence



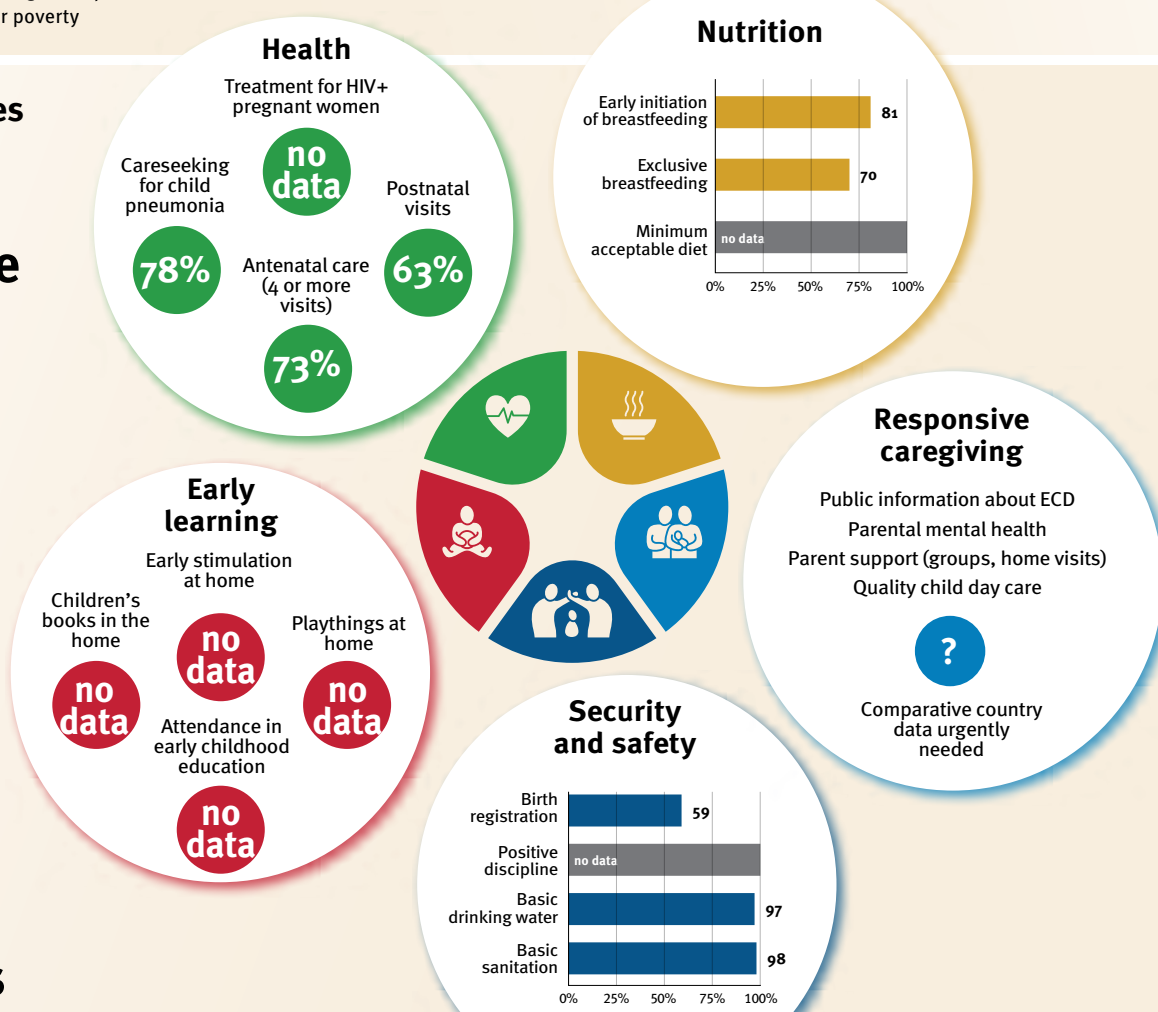
### Lifetime cost of growth deficit in early childhood



At risk in 2005, 2010 and 2015, using a composite indicator of under-five stunting or poverty

## Support and services for early childhood development: Nurturing care

Parents and caregivers need a facilitating environment of laws, policies, services and community support to assist them in providing their young children with nurturing care.



## Facilitating environments

Policies	
✗ Paid maternity leave	✓ Paid paternity leave
✓ National minimum wage	
✗ Child and family social protection	
✗ International Code of Marketing of Breastmilk Substitutes	

International conventions	
✓ Convention on the Rights of the Child	
✓ Convention on the Rights of Persons with Disabilities	
✓ CRC Optional Protocol on the Sale of Children, Child Prostitution and Child Pornography	
✗ Hague Convention on Protection of Children and Cooperation in Respect of Intercountry Adoption	



# Sao Tome and Principe

*Countdown to 2030*

Women's, Children's & Adolescents' Health

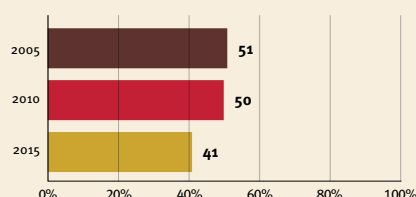
## Demographics

Population (2019)	215,000
Annual births	7,000
Children under 5 (2019)	32,000 (15%)
Under-five mortality	31/1 000

## Threats to Early Childhood Development

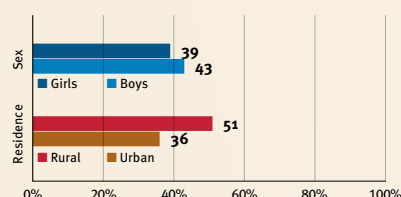
Maternal mortality	130/100 000	Young mothers (births by 18y)	27%
Low birthweight	7%	Preterm births	11%
Child poverty	29%	Under-five stunting	17%
Violent discipline	75%	Inadequate supervision	16%

## Young children at risk of poor development




At risk in 2005, 2010 and 2015, using a composite indicator of under-five stunting or poverty

## Risk by sex and residence



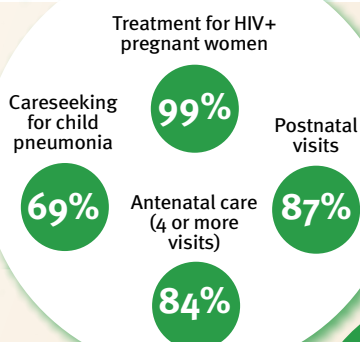
## Lifetime cost of growth deficit in early childhood



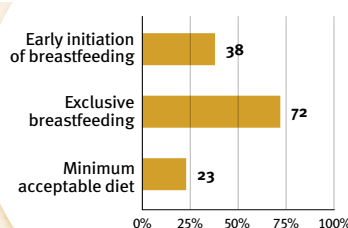
## Support and services for early childhood development: Nurturing care

Parents and caregivers need a facilitating environment of laws, policies, services and community support to assist them in providing their young children with nurturing care.

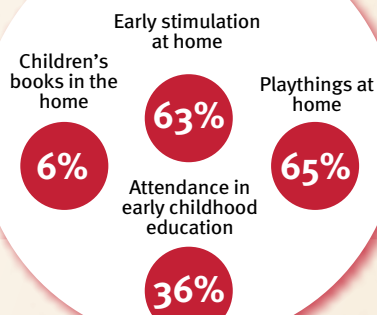
### Health



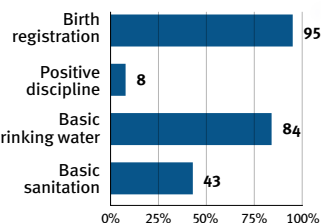
### Nutrition



### Early learning



### Security and safety



### Responsive caregiving

Public information about ECD  
Parental mental health  
Parent support (groups, home visits)  
Quality child day care

?

Comparative country data urgently needed

## Facilitating environments

### Policies

X	Paid maternity leave	X	Paid paternity leave
no data	National minimum wage		
X	Child and family social protection		
X	International Code of Marketing of Breastmilk Substitutes		

### International conventions

✓	Convention on the Rights of the Child
✓	Convention on the Rights of Persons with Disabilities
✓	CRC Optional Protocol on the Sale of Children, Child Prostitution and Child Pornography
X	Hague Convention on Protection of Children and Cooperation in Respect of Intercountry Adoption



## Senegal

**Countdown to 2030**

Women's, Children's & Adolescents' Health

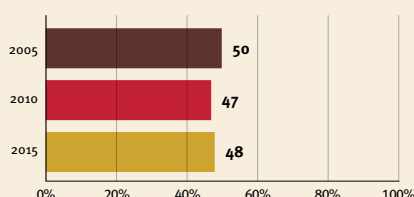
### Demographics

Population (2019)	16,296,000
Annual births	554,000
Children under 5 (2019)	2,585,000 (16%)
Under-five mortality	44/1 000

### Threats to Early Childhood Development

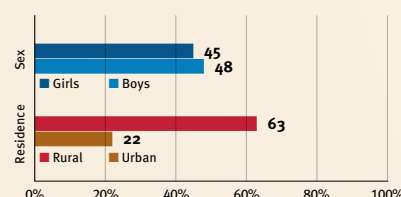
Maternal mortality	315/100 000	Young mothers (births by 18y)	16%
Low birthweight	18%	Preterm births	10%
Child poverty	32%	Under-five stunting	17%
Violent discipline	no data	Inadequate supervision	28%

### Young children at risk of poor development




At risk in 2005, 2010 and 2015, using a composite indicator of under-five stunting or poverty

### Risk by sex and residence



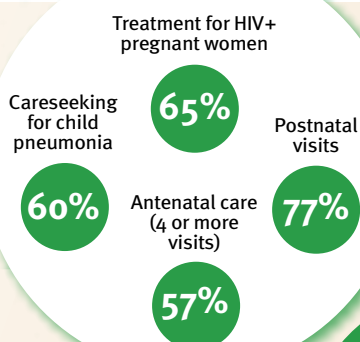
### Lifetime cost of growth deficit in early childhood



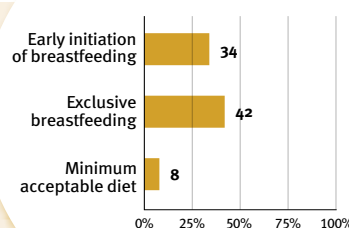
## Support and services for early childhood development: Nurturing care

Parents and caregivers need a facilitating environment of laws, policies, services and community support to assist them in providing their young children with nurturing care.

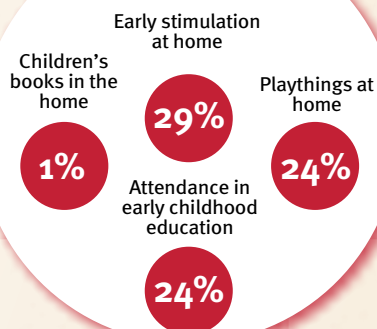
### Health



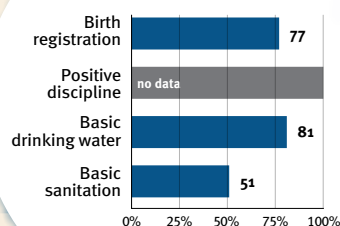
### Nutrition



### Early learning



### Security and safety



### Responsive caregiving

Public information about ECD  
Parental mental health  
Parent support (groups, home visits)  
Quality child day care

?

Comparative country data urgently needed

## Facilitating environments

### Policies

✓	Paid maternity leave	✗	Paid paternity leave
✓	National minimum wage		
✗	Child and family social protection		
✗	International Code of Marketing of Breastmilk Substitutes		

### International conventions

✓	Convention on the Rights of the Child
✓	Convention on the Rights of Persons with Disabilities
✓	CRC Optional Protocol on the Sale of Children, Child Prostitution and Child Pornography
✓	Hague Convention on Protection of Children and Cooperation in Respect of Intercountry Adoption



## Serbia

*Countdown to 2030*

Women's, Children's & Adolescents' Health

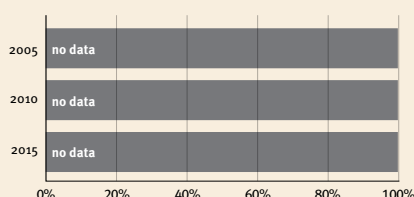
### Demographics

Population (2019)	8,772,000
Annual births	82,000
Children under 5 (2019)	422,000 (5%)
Under-five mortality	6/1 000

### Threats to Early Childhood Development

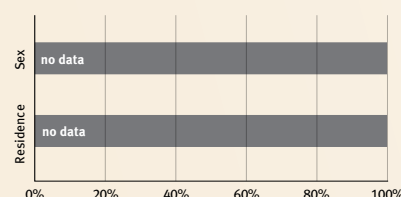
Maternal mortality	12/100 000	Young mothers (births by 18y)	1%
Low birthweight	5%	Preterm births	7%
Child poverty	no data	Under-five stunting	6%
Violent discipline	48%	Inadequate supervision	1%

### Young children at risk of poor development




At risk in 2005, 2010 and 2015, using a composite indicator of under-five stunting or poverty

### Risk by sex and residence

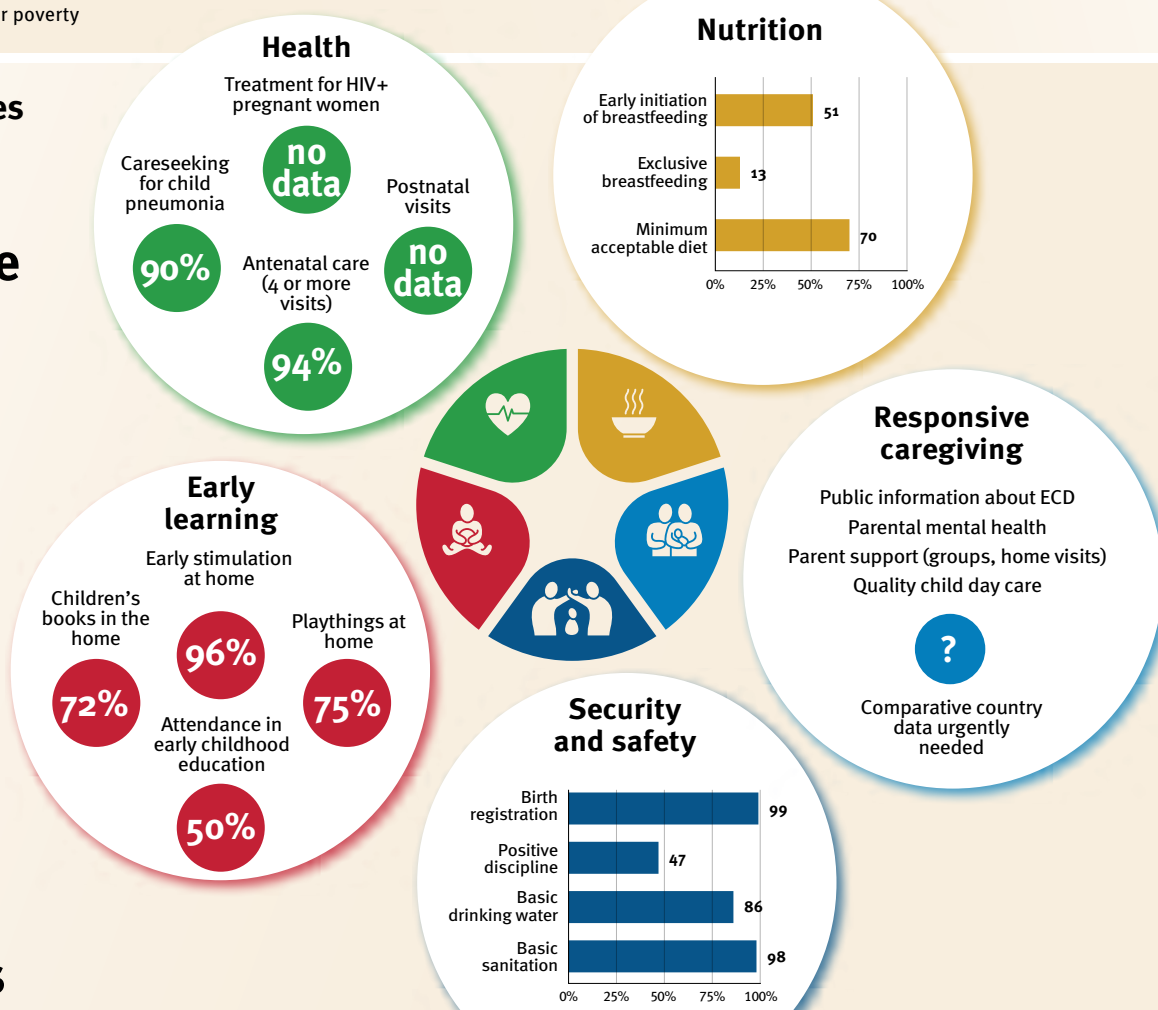


### Lifetime cost of growth deficit in early childhood



## Support and services for early childhood development: Nurturing care

Parents and caregivers need a facilitating environment of laws, policies, services and community support to assist them in providing their young children with nurturing care.



## Facilitating environments

### Policies

✓ Paid maternity leave	✓ Paid paternity leave
✓ National minimum wage	
✓ Child and family social protection	
✓ International Code of Marketing of Breastmilk Substitutes	

### International conventions

✓ Convention on the Rights of the Child
✓ Convention on the Rights of Persons with Disabilities
✓ CRC Optional Protocol on the Sale of Children, Child Prostitution and Child Pornography
✓ Hague Convention on Protection of Children and Cooperation in Respect of Intercountry Adoption



## Sierra Leone

*Countdown to 2030*

Women's, Children's & Adolescents' Health

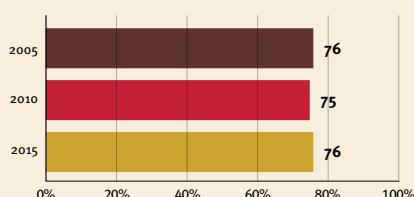
### Demographics

Population (2019)	7,813,000
Annual births	257,000
Children under 5 (2019)	1,147,000 (15%)
Under-five mortality	105/1 000

### Threats to Early Childhood Development

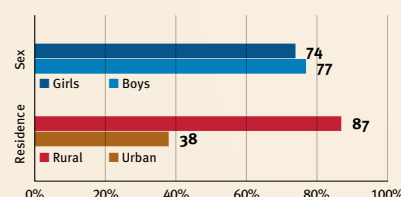
Maternal mortality	120/100 000	Young mothers (births by 18y)	30%
Low birthweight	14%	Preterm births	10%
Child poverty	60%	Under-five stunting	38%
Violent discipline	76%	Inadequate supervision	30%

### Young children at risk of poor development




At risk in 2005, 2010 and 2015, using a composite indicator of under-five stunting or poverty

### Risk by sex and residence



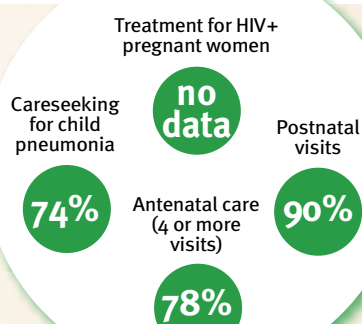
### Lifetime cost of growth deficit in early childhood



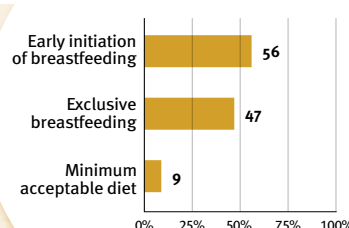
## Support and services for early childhood development: Nurturing care

Parents and caregivers need a facilitating environment of laws, policies, services and community support to assist them in providing their young children with nurturing care.

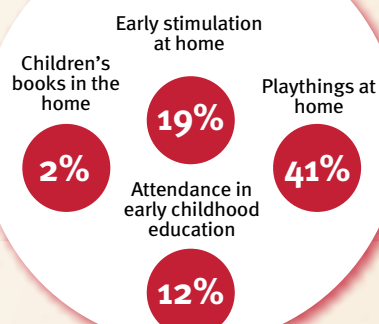
### Health



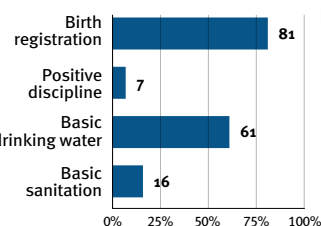
### Nutrition



### Early learning



### Security and safety



### Responsive caregiving

Public information about ECD  
Parental mental health  
Parent support (groups, home visits)  
Quality child day care



Comparative country data urgently needed

## Facilitating environments

### Policies

X	Paid maternity leave	X	Paid paternity leave
X	National minimum wage		
X	Child and family social protection		
X	International Code of Marketing of Breastmilk Substitutes		

### International conventions

✓	Convention on the Rights of the Child
✓	Convention on the Rights of Persons with Disabilities
✓	CRC Optional Protocol on the Sale of Children, Child Prostitution and Child Pornography
X	Hague Convention on Protection of Children and Cooperation in Respect of Intercountry Adoption





# Solomon Islands

*Countdown to 2030*

Women's, Children's & Adolescents' Health

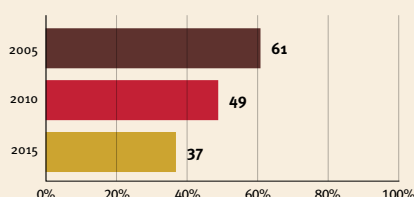
## Demographics

Population (2019)	670,000
Annual births	21,000
Children under 5 (2019)	102,000 (15%)
Under-five mortality	20/1 000

## Threats to Early Childhood Development

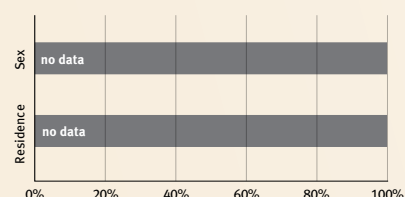
Maternal mortality	104/100 000	Young mothers (births by 18y)	15%
Low birthweight	no data	Preterm births	12%
Child poverty	no data	Under-five stunting	32%
Violent discipline	85%	Inadequate supervision	no data

## Young children at risk of poor development




At risk in 2005, 2010 and 2015, using a composite indicator of under-five stunting or poverty

## Risk by sex and residence



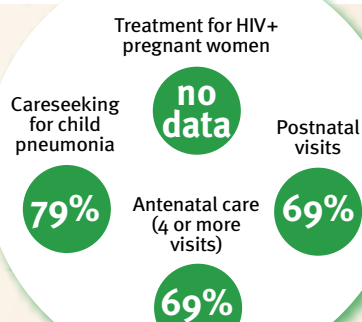
## Lifetime cost of growth deficit in early childhood



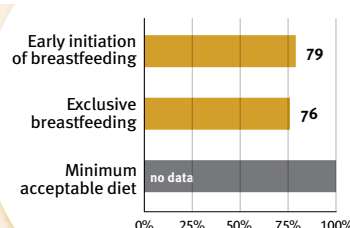
## Support and services for early childhood development: Nurturing care

Parents and caregivers need a facilitating environment of laws, policies, services and community support to assist them in providing their young children with nurturing care.

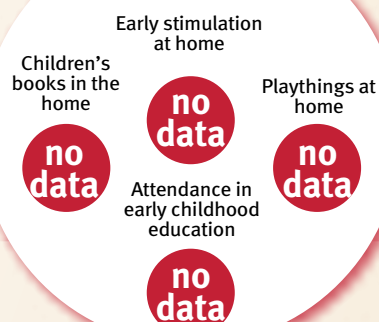
### Health



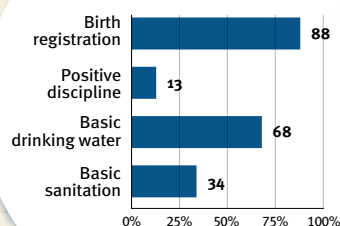
### Nutrition



### Early learning



### Security and safety



### Responsive caregiving

Public information about ECD  
Parental mental health  
Parent support (groups, home visits)  
Quality child day care



Comparative country data urgently needed

## Facilitating environments

### Policies

✗	Paid maternity leave	✗	Paid paternity leave
✓	National minimum wage		
✗	Child and family social protection		
✗	International Code of Marketing of Breastmilk Substitutes		

### International conventions

✓	Convention on the Rights of the Child
✓	Convention on the Rights of Persons with Disabilities
✓	CRC Optional Protocol on the Sale of Children, Child Prostitution and Child Pornography
✗	Hague Convention on Protection of Children and Cooperation in Respect of Intercountry Adoption

# Somalia

*Countdown to 2030*

Women's, Children's & Adolescents' Health

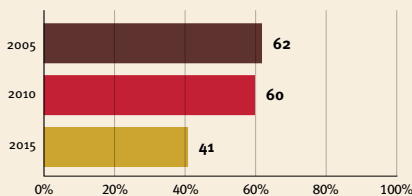
## Demographics

Population (2019)	15,443,000
Annual births	644,000
Children under 5 (2019)	2,749,000 (18%)
Under-five mortality	122/1 000

## Threats to Early Childhood Development

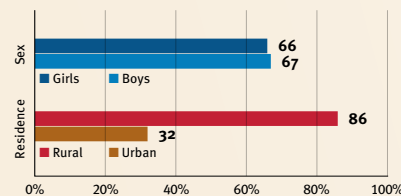
Maternal mortality	829/100 000	Young mothers (births by 18y)	no data
Low birthweight	no data	Preterm births	12%
Child poverty	no data	Under-five stunting	25%
Violent discipline	no data	Inadequate supervision	no data

## Young children at risk of poor development




At risk in 2005, 2010 and 2015, using a composite indicator of under-five stunting or poverty

## Risk by sex and residence



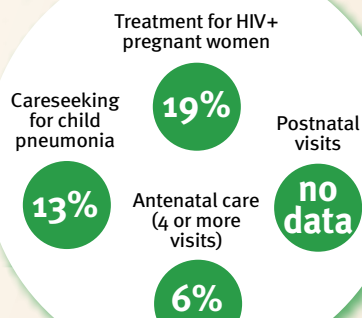
## Lifetime cost of growth deficit in early childhood



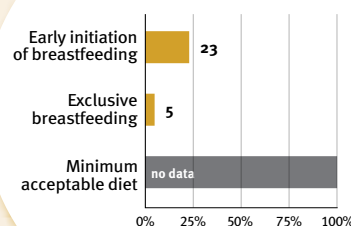
## Support and services for early childhood development: Nurturing care

Parents and caregivers need a facilitating environment of laws, policies, services and community support to assist them in providing their young children with nurturing care.

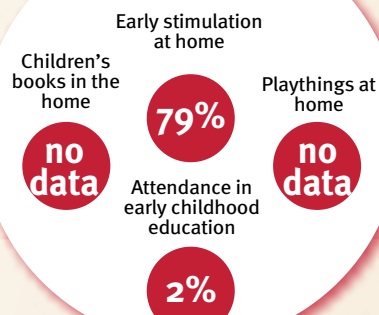
### Health



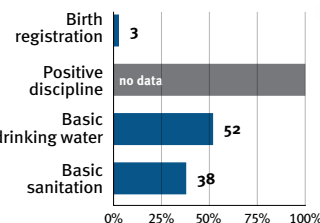
### Nutrition



### Early learning



### Security and safety



### Responsive caregiving

Public information about ECD  
Parental mental health  
Parent support (groups, home visits)  
Quality child day care

?

Comparative country data urgently needed

## Facilitating environments

### Policies

X	Paid maternity leave	X	Paid paternity leave
X	National minimum wage		
X	Child and family social protection		
X	International Code of Marketing of Breastmilk Substitutes		

### International conventions

✓	Convention on the Rights of the Child
✓	Convention on the Rights of Persons with Disabilities
X	CRC Optional Protocol on the Sale of Children, Child Prostitution and Child Pornography
X	Hague Convention on Protection of Children and Cooperation in Respect of Intercountry Adoption



## South Africa

*Countdown to 2030*

Women's, Children's & Adolescents' Health

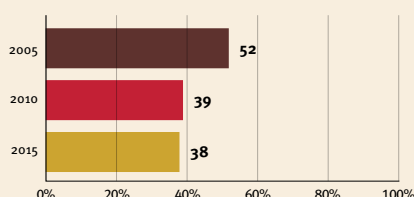
### Demographics

Population (2019)	58,558,000
Annual births	1,178,000
Children under 5 (2019)	5,786,000 (10%)
Under-five mortality	34/1 000

### Threats to Early Childhood Development

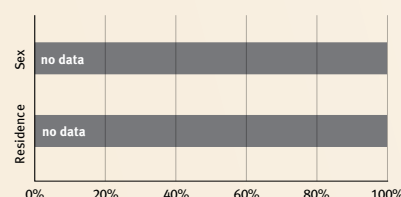
Maternal mortality	119/100 000	Young mothers (births by 18y)	15%
Low birthweight	14%	Preterm births	8%
Child poverty	no data	Under-five stunting	27%
Violent discipline	no data	Inadequate supervision	no data

### Young children at risk of poor development




At risk in 2005, 2010 and 2015, using a composite indicator of under-five stunting or poverty

### Risk by sex and residence



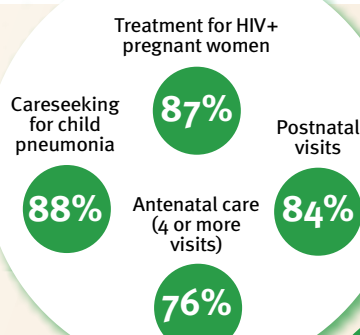
### Lifetime cost of growth deficit in early childhood



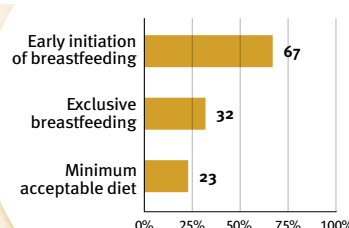
## Support and services for early childhood development: Nurturing care

Parents and caregivers need a facilitating environment of laws, policies, services and community support to assist them in providing their young children with nurturing care.

### Health



### Nutrition




### Responsive caregiving

Public information about ECD  
Parental mental health  
Parent support (groups, home visits)  
Quality child day care

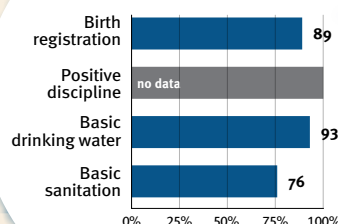


Comparative country data urgently needed

### Early learning



### Security and safety



## Facilitating environments

### Policies

✗	Paid maternity leave	✓	Paid paternity leave
✓	National minimum wage		
✓	Child and family social protection		
✓	International Code of Marketing of Breastmilk Substitutes		

### International conventions

✓	Convention on the Rights of the Child
✓	Convention on the Rights of Persons with Disabilities
✓	CRC Optional Protocol on the Sale of Children, Child Prostitution and Child Pornography
✓	Hague Convention on Protection of Children and Cooperation in Respect of Intercountry Adoption



# South Sudan

*Countdown to 2030*

Women's, Children's & Adolescents' Health

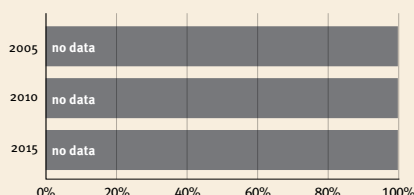
## Demographics

Population (2019)	11,062,000
Annual births	388,000
Children under 5 (2019)	1,698,000 (15%)
Under-five mortality	99/1 000

## Threats to Early Childhood Development

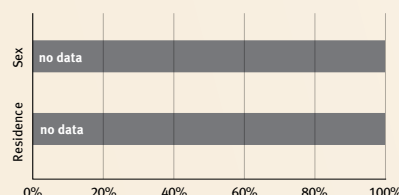
Maternal mortality	1150/100 000	Young mothers (births by 18y)	28%
Low birthweight	no data	Preterm births	no data
Child poverty	no data	Under-five stunting	31%
Violent discipline	no data	Inadequate supervision	no data

## Young children at risk of poor development




At risk in 2005, 2010 and 2015, using a composite indicator of under-five stunting or poverty

## Risk by sex and residence



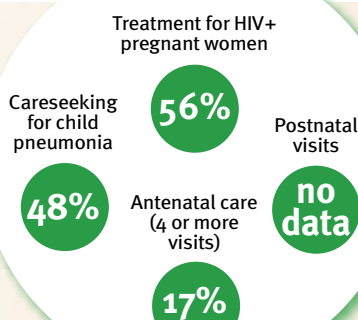
## Lifetime cost of growth deficit in early childhood



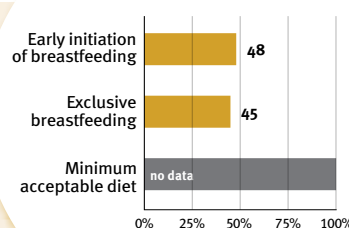
## Support and services for early childhood development: Nurturing care

Parents and caregivers need a facilitating environment of laws, policies, services and community support to assist them in providing their young children with nurturing care.


### Health



### Nutrition



### Early learning



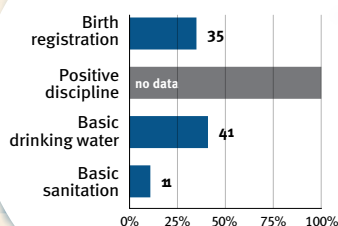
### Responsive caregiving

Public information about ECD  
Parental mental health  
Parent support (groups, home visits)  
Quality child day care



Comparative country data urgently needed

### Security and safety



## Facilitating environments

### Policies

no data	Paid maternity leave	X	Paid paternity leave
no data	National minimum wage		
X	Child and family social protection		
X	International Code of Marketing of Breastmilk Substitutes		

### International conventions

✓	Convention on the Rights of the Child
no data	Convention on the Rights of Persons with Disabilities
✓	CRC Optional Protocol on the Sale of Children, Child Prostitution and Child Pornography
X	Hague Convention on Protection of Children and Cooperation in Respect of Inter-country Adoption



## Sri Lanka

*Countdown to 2030*

Women's, Children's & Adolescents' Health

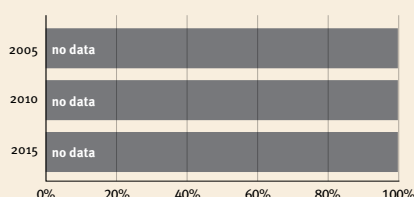
### Demographics

Population (2019)	21,324,000
Annual births	331,000
Children under 5 (2019)	1,677,000 (8%)
Under-five mortality	7/1 000

### Threats to Early Childhood Development

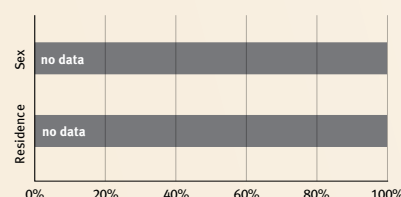
Maternal mortality	36/100 000	Young mothers (births by 18y)	4%
Low birthweight	16%	Preterm births	11%
Child poverty	no data	Under-five stunting	17%
Violent discipline	no data	Inadequate supervision	no data

### Young children at risk of poor development




At risk in 2005, 2010 and 2015, using a composite indicator of under-five stunting or poverty

### Risk by sex and residence

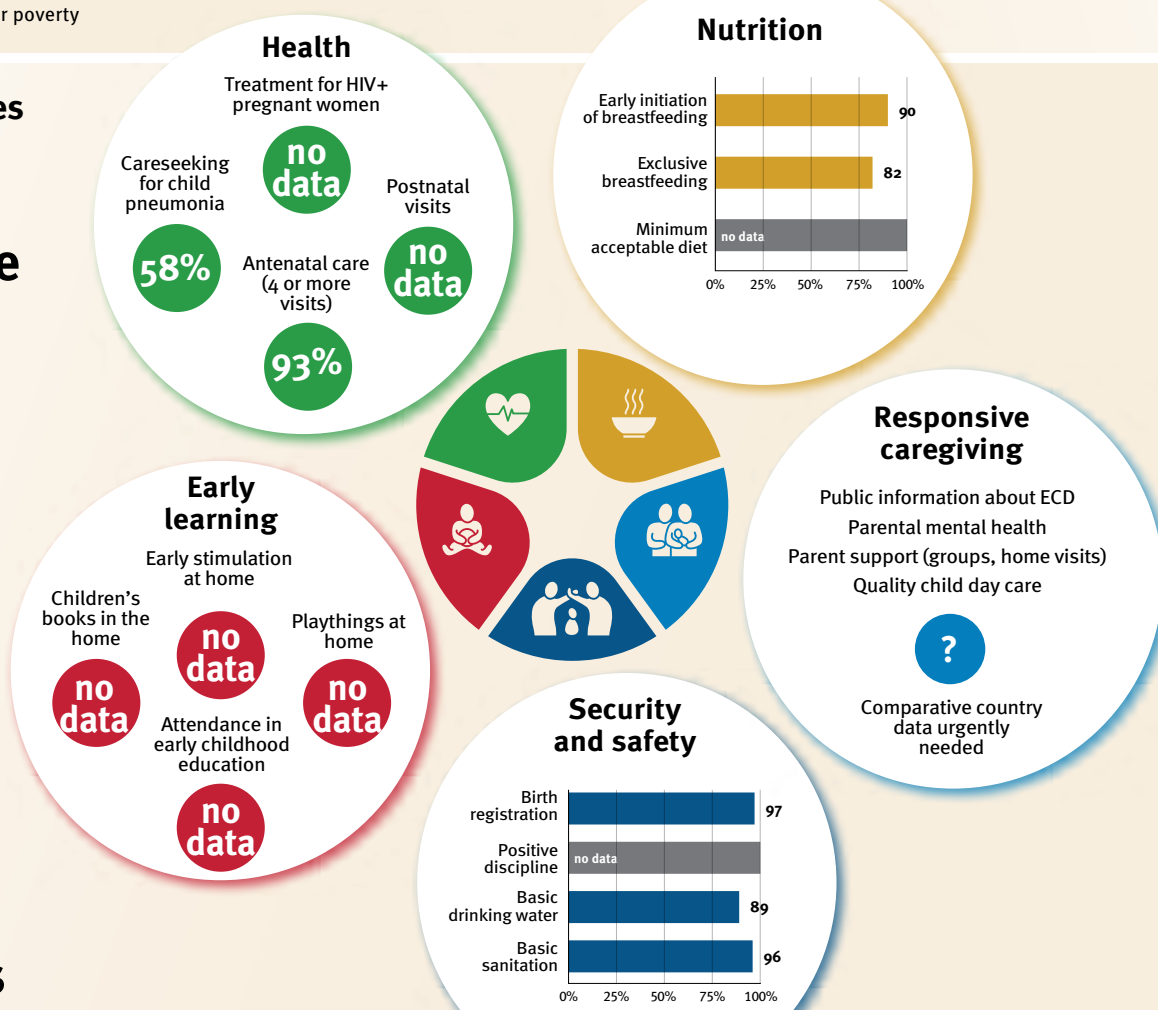


### Lifetime cost of growth deficit in early childhood



## Support and services for early childhood development: Nurturing care

Parents and caregivers need a facilitating environment of laws, policies, services and community support to assist them in providing their young children with nurturing care.



## Facilitating environments

### Policies

✗	Paid maternity leave	✗	Paid paternity leave
✓	National minimum wage		
✗	Child and family social protection		
✓	International Code of Marketing of Breastmilk Substitutes		

### International conventions

✓	Convention on the Rights of the Child
✓	Convention on the Rights of Persons with Disabilities
✓	CRC Optional Protocol on the Sale of Children, Child Prostitution and Child Pornography
✓	Hague Convention on Protection of Children and Cooperation in Respect of Intercountry Adoption





## State of Palestine

*Countdown to 2030*

Women's, Children's & Adolescents' Health

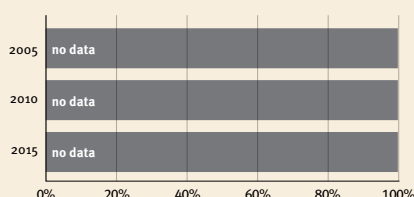
### Demographics

Population (2019)	4,981,000
Annual births	143,000
Children under 5 (2019)	690,000 (14%)
Under-five mortality	20/1 000

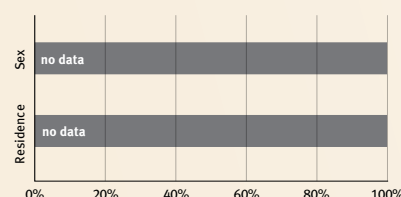
### Threats to Early Childhood Development

Maternal mortality	27/100 000	Young mothers (births by 18y)	22%
Low birthweight	8%	Preterm births	no data
Child poverty	no data	Under-five stunting	7%
Violent discipline	92%	Inadequate supervision	14%


### Young children at risk of poor development



### Risk by sex and residence



### Lifetime cost of growth deficit in early childhood

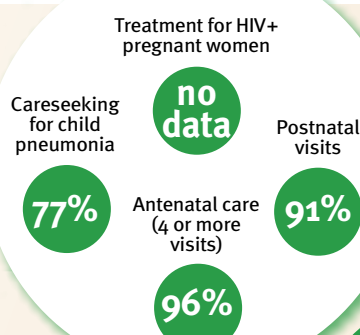


At risk in 2005, 2010 and 2015, using a composite indicator of under-five stunting or poverty

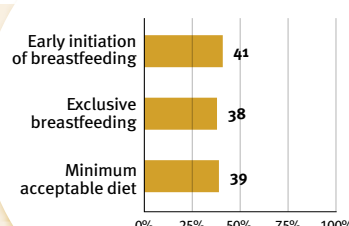
## Support and services for early childhood development: Nurturing care

Parents and caregivers need a facilitating environment of laws, policies, services and community support to assist them in providing their young children with nurturing care.


### Health



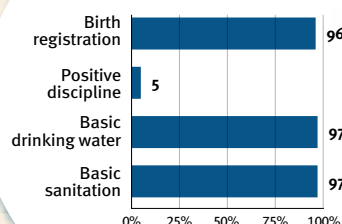
### Nutrition



### Early learning



### Security and safety



### Responsive caregiving

Public information about ECD  
Parental mental health  
Parent support (groups, home visits)  
Quality child day care



Comparative country data urgently needed

## Facilitating environments

### Policies

X	Paid maternity leave	no data	Paid paternity leave
no data	National minimum wage		
no data	Child and family social protection		
no data	International Code of Marketing of Breastmilk Substitutes		

### International conventions

✓	Convention on the Rights of the Child
✓	Convention on the Rights of Persons with Disabilities
✓	CRC Optional Protocol on the Sale of Children, Child Prostitution and Child Pornography
X	Hague Convention on Protection of Children and Cooperation in Respect of Inter-country Adoption



## Sudan

*Countdown to 2030*

Women's, Children's & Adolescents' Health

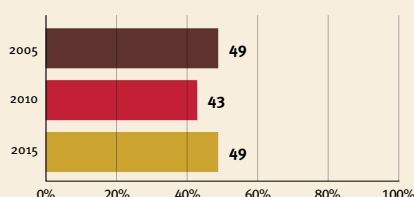
### Demographics

Population (2019)	42,813,000
Annual births	1,365,000
Children under 5 (2019)	6,246,000 (15%)
Under-five mortality	60/1 000

### Threats to Early Childhood Development

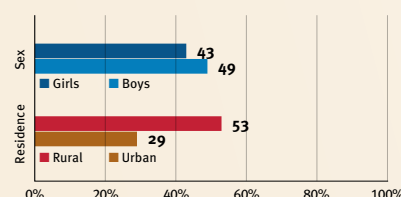
Maternal mortality	295/100 000	Young mothers (births by 18y)	22%
Low birthweight	no data	Preterm births	13%
Child poverty	17%	Under-five stunting	38%
Violent discipline	62%	Inadequate supervision	no data

### Young children at risk of poor development




At risk in 2005, 2010 and 2015, using a composite indicator of under-five stunting or poverty

### Risk by sex and residence



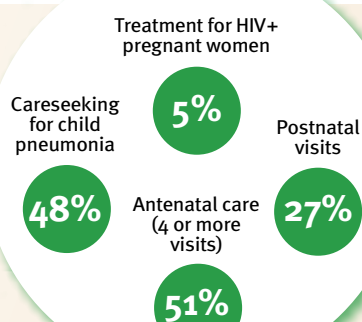
### Lifetime cost of growth deficit in early childhood



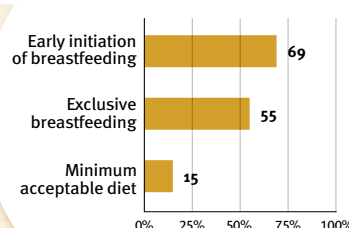
## Support and services for early childhood development: Nurturing care

Parents and caregivers need a facilitating environment of laws, policies, services and community support to assist them in providing their young children with nurturing care.


### Health



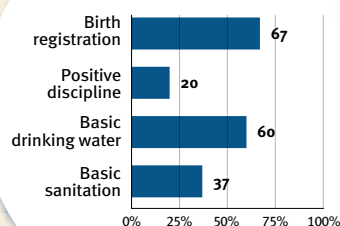
### Nutrition



### Early learning



### Security and safety



### Responsive caregiving

Public information about ECD  
Parental mental health  
Parent support (groups, home visits)  
Quality child day care



Comparative country data urgently needed

## Facilitating environments

### Policies

X	Paid maternity leave	X	Paid paternity leave
✓	National minimum wage		
X	Child and family social protection		
X	International Code of Marketing of Breastmilk Substitutes		

### International conventions

✓	Convention on the Rights of the Child
✓	Convention on the Rights of Persons with Disabilities
✓	CRC Optional Protocol on the Sale of Children, Child Prostitution and Child Pornography
X	Hague Convention on Protection of Children and Cooperation in Respect of Intercountry Adoption



## Suriname

*Countdown to 2030*

Women's, Children's & Adolescents' Health

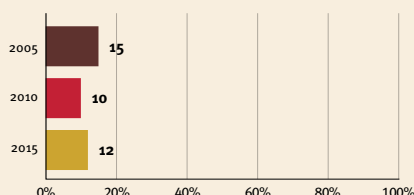
### Demographics

Population (2019)	581,000
Annual births	11,000
Children under 5 (2019)	52,000 (9%)
Under-five mortality	19/1 000

### Threats to Early Childhood Development

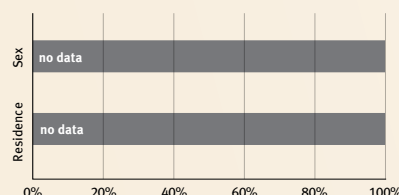
Maternal mortality	120/100 000	Young mothers (births by 18y)	no data
Low birthweight	15%	Preterm births	9%
Child poverty	no data	Under-five stunting	9%
Violent discipline	87%	Inadequate supervision	7%

### Young children at risk of poor development




At risk in 2005, 2010 and 2015, using a composite indicator of under-five stunting or poverty

### Risk by sex and residence



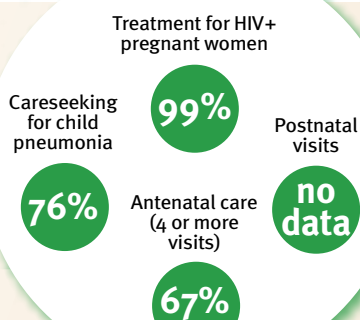
### Lifetime cost of growth deficit in early childhood



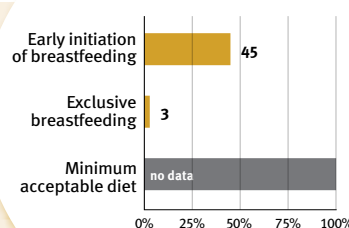
## Support and services for early childhood development: Nurturing care

Parents and caregivers need a facilitating environment of laws, policies, services and community support to assist them in providing their young children with nurturing care.


### Health



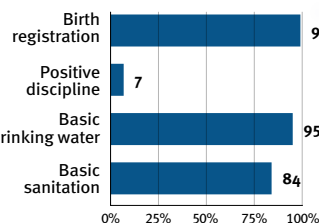
### Nutrition



### Early learning



### Security and safety



### Responsive caregiving

Public information about ECD  
Parental mental health  
Parent support (groups, home visits)  
Quality child day care

?

Comparative country data urgently needed

## Facilitating environments

### Policies

no data	Paid maternity leave	X	Paid paternity leave
X	National minimum wage		
✓	Child and family social protection		
X	International Code of Marketing of Breastmilk Substitutes		

### International conventions

✓	Convention on the Rights of the Child
✓	Convention on the Rights of Persons with Disabilities
✓	CRC Optional Protocol on the Sale of Children, Child Prostitution and Child Pornography
X	Hague Convention on Protection of Children and Cooperation in Respect of Intercountry Adoption



# Syrian Arab Republic

*Countdown to 2030*

Women's, Children's & Adolescents' Health

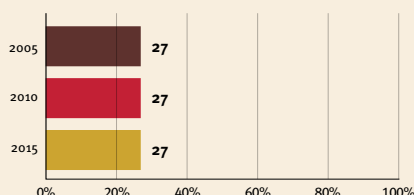
## Demographics

Population (2019)	17,070,000
Annual births	422,000
Children under 5 (2019)	1,826,000 (11%)
Under-five mortality	17/1 000

## Threats to Early Childhood Development

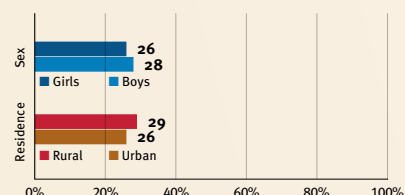
Maternal mortality	31/100 000	Young mothers (births by 18y)	9%
Low birthweight	no data	Preterm births	11%
Child poverty	2%	Under-five stunting	28%
Violent discipline	84%	Inadequate supervision	17%

## Young children at risk of poor development

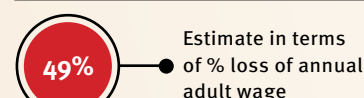


At risk in 2005, 2010 and 2015, using a composite indicator of under-five stunting or poverty

## Risk by sex and residence



## Lifetime cost of growth deficit in early childhood



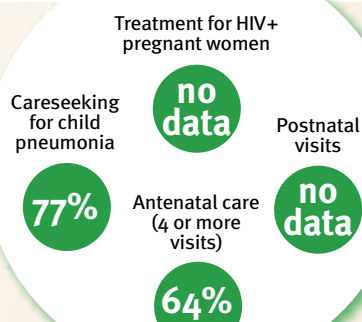
## Early Childhood Development Index

no data

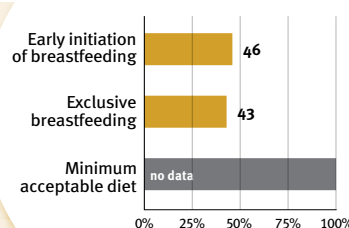
## Support and services for early childhood development: Nurturing care

Parents and caregivers need a facilitating environment of laws, policies, services and community support to assist them in providing their young children with nurturing care.

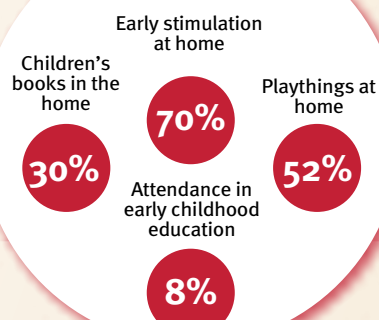
### Health



### Nutrition



### Early learning



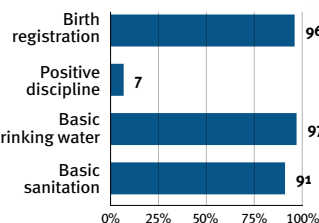
### Responsive caregiving

Public information about ECD  
Parental mental health  
Parent support (groups, home visits)  
Quality child day care

?

Comparative country data urgently needed

### Security and safety



## Facilitating environments

### Policies

✓	Paid maternity leave	✗	Paid paternity leave
✓	National minimum wage		
✗	Child and family social protection		
✓	International Code of Marketing of Breastmilk Substitutes		

### International conventions

✓	Convention on the Rights of the Child
✓	Convention on the Rights of Persons with Disabilities
✓	CRC Optional Protocol on the Sale of Children, Child Prostitution and Child Pornography
✗	Hague Convention on Protection of Children and Cooperation in Respect of Intercountry Adoption



## Tajikistan

*Countdown to 2030*

Women's, Children's & Adolescents' Health

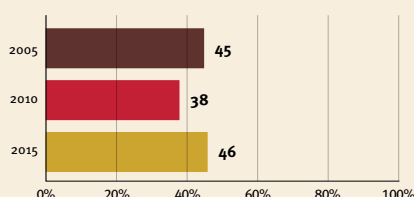
### Demographics

Population (2019)	9,321,000
Annual births	279,000
Children under 5 (2019)	1,347,000 (14%)
Under-five mortality	35/1 000

### Threats to Early Childhood Development

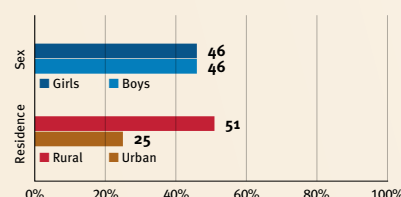
Maternal mortality	17/100 000	Young mothers (births by 18y)	1%
Low birthweight	6%	Preterm births	11%
Child poverty	29%	Under-five stunting	18%
Violent discipline	62%	Inadequate supervision	13%

### Young children at risk of poor development




At risk in 2005, 2010 and 2015, using a composite indicator of under-five stunting or poverty

### Risk by sex and residence



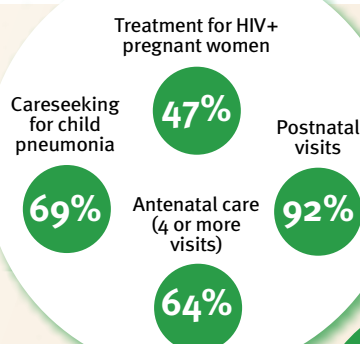
### Lifetime cost of growth deficit in early childhood



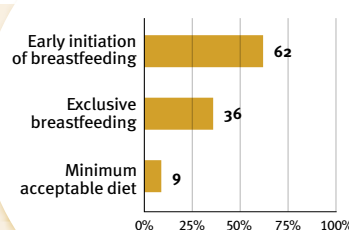
## Support and services for early childhood development: Nurturing care

Parents and caregivers need a facilitating environment of laws, policies, services and community support to assist them in providing their young children with nurturing care.

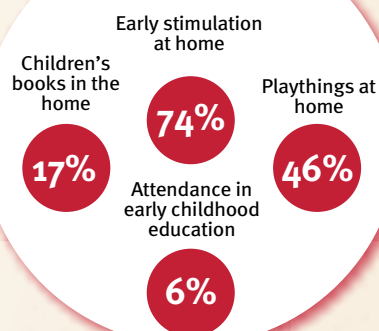
### Health



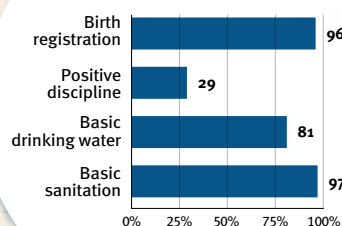
### Nutrition



### Early learning



### Security and safety



### Responsive caregiving

Public information about ECD  
Parental mental health  
Parent support (groups, home visits)  
Quality child day care



Comparative country data urgently needed

## Facilitating environments

### Policies

✓	Paid maternity leave	✓	Paid paternity leave
✗	National minimum wage		
✗	Child and family social protection		
✓	International Code of Marketing of Breastmilk Substitutes		

### International conventions

✓	Convention on the Rights of the Child
✓	Convention on the Rights of Persons with Disabilities
✓	CRC Optional Protocol on the Sale of Children, Child Prostitution and Child Pornography
✗	Hague Convention on Protection of Children and Cooperation in Respect of Intercountry Adoption





## Thailand

*Countdown to 2030*

Women's, Children's & Adolescents' Health

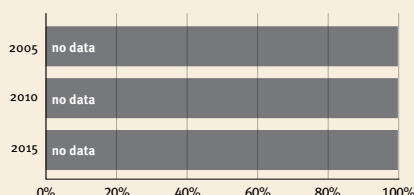
### Demographics

Population (2019)	69,626,000
Annual births	707,000
Children under 5 (2019)	3,648,000 (5%)
Under-five mortality	9/1 000

### Threats to Early Childhood Development

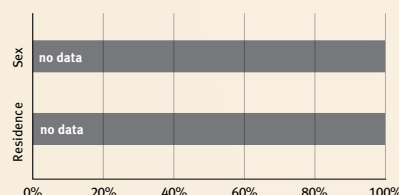
Maternal mortality	37/100 000	Young mothers (births by 18y)	9%
Low birthweight	11%	Preterm births	12%
Child poverty	no data	Under-five stunting	11%
Violent discipline	77%	Inadequate supervision	2%

### Young children at risk of poor development




At risk in 2005, 2010 and 2015, using a composite indicator of under-five stunting or poverty

### Risk by sex and residence



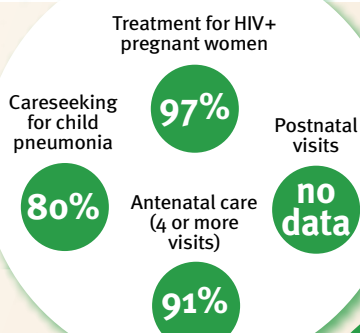
### Lifetime cost of growth deficit in early childhood



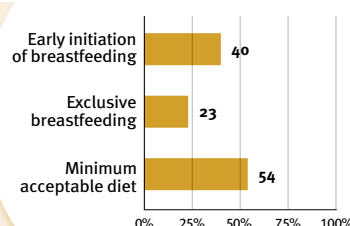
## Support and services for early childhood development: Nurturing care

Parents and caregivers need a facilitating environment of laws, policies, services and community support to assist them in providing their young children with nurturing care.

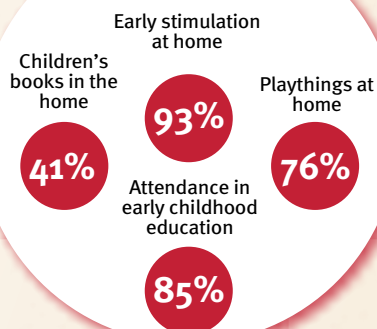
### Health



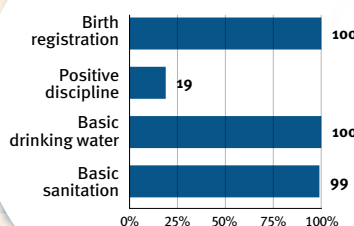
### Nutrition



### Early learning



### Security and safety



### Responsive caregiving

Public information about ECD  
Parental mental health  
Parent support (groups, home visits)  
Quality child day care



Comparative country data urgently needed

## Facilitating environments

### Policies

✗	Paid maternity leave	✗	Paid paternity leave
✓	National minimum wage		
✗	Child and family social protection		
✓	International Code of Marketing of Breastmilk Substitutes		

### International conventions

✓	Convention on the Rights of the Child
✓	Convention on the Rights of Persons with Disabilities
✓	CRC Optional Protocol on the Sale of Children, Child Prostitution and Child Pornography
✓	Hague Convention on Protection of Children and Cooperation in Respect of Intercountry Adoption



## Timor-Leste

*Countdown to 2030*

Women's, Children's & Adolescents' Health

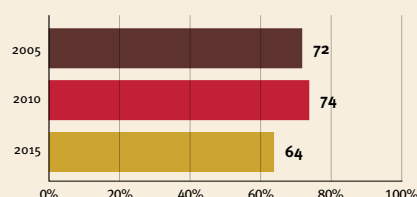
### Demographics

Population (2019)	1,293,000
Annual births	38,000
Children under 5 (2019)	174,000 (13%)
Under-five mortality	46/1 000

### Threats to Early Childhood Development

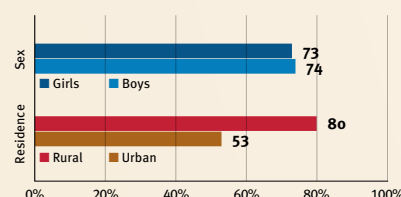
Maternal mortality	142/100 000	Young mothers (births by 18y)	7%
Low birthweight	no data	Preterm births	12%
Child poverty	44%	Under-five stunting	51%
Violent discipline	no data	Inadequate supervision	29%

### Young children at risk of poor development




At risk in 2005, 2010 and 2015, using a composite indicator of under-five stunting or poverty

### Risk by sex and residence



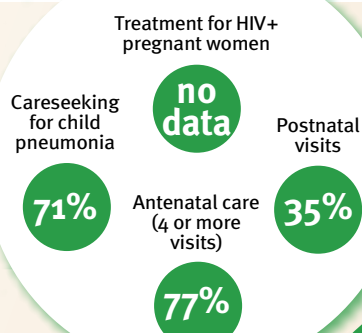
### Lifetime cost of growth deficit in early childhood



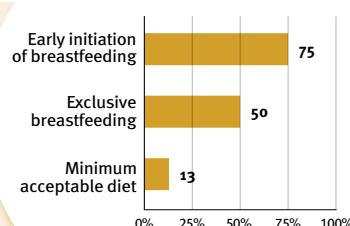
## Support and services for early childhood development: Nurturing care

Parents and caregivers need a facilitating environment of laws, policies, services and community support to assist them in providing their young children with nurturing care.

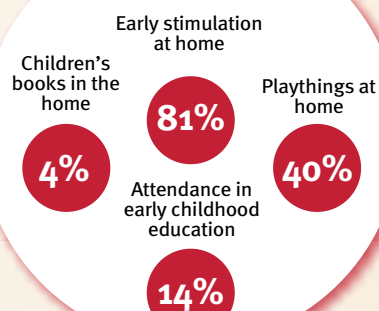
### Health



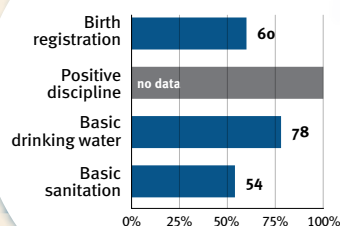
### Nutrition



### Early learning



### Security and safety



### Responsive caregiving

Public information about ECD  
Parental mental health  
Parent support (groups, home visits)  
Quality child day care



Comparative country data urgently needed

## Facilitating environments

### Policies

X	Paid maternity leave	✓	Paid paternity leave
X	National minimum wage		
X	Child and family social protection		
X	International Code of Marketing of Breastmilk Substitutes		

### International conventions

✓	Convention on the Rights of the Child
no data	Convention on the Rights of Persons with Disabilities
✓	CRC Optional Protocol on the Sale of Children, Child Prostitution and Child Pornography
X	Hague Convention on Protection of Children and Cooperation in Respect of Inter-country Adoption



## Togo

**Countdown to 2030**

Women's, Children's & Adolescents' Health

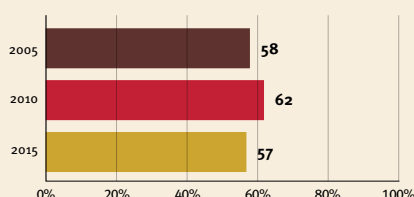
### Demographics

Population (2019)	8,082,000
Annual births	265,000
Children under 5 (2019)	1,204,000 (15%)
Under-five mortality	70/1 000

### Threats to Early Childhood Development

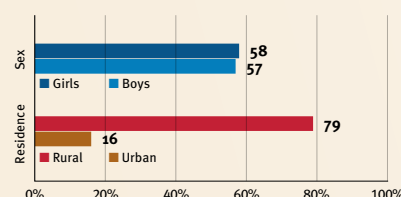
Maternal mortality	396/100 000	Young mothers (births by 18y)	8%
Low birthweight	16%	Preterm births	13%
Child poverty	45%	Under-five stunting	28%
Violent discipline	72%	Inadequate supervision	29%

### Young children at risk of poor development




At risk in 2005, 2010 and 2015, using a composite indicator of under-five stunting or poverty

### Risk by sex and residence



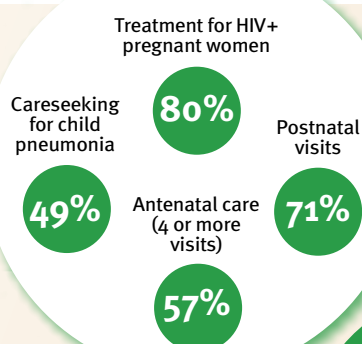
### Lifetime cost of growth deficit in early childhood



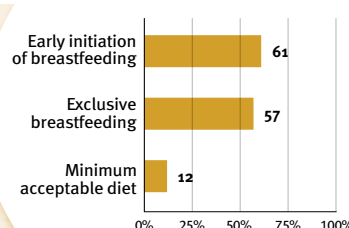
## Support and services for early childhood development: Nurturing care

Parents and caregivers need a facilitating environment of laws, policies, services and community support to assist them in providing their young children with nurturing care.


### Health



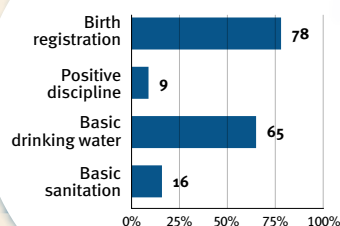
### Nutrition



### Early learning



### Security and safety



### Responsive caregiving

Public information about ECD  
Parental mental health  
Parent support (groups, home visits)  
Quality child day care

?

Comparative country data urgently needed

## Facilitating environments

### Policies

✓	Paid maternity leave	✓	Paid paternity leave
✓	National minimum wage		
✗	Child and family social protection		
✗	International Code of Marketing of Breastmilk Substitutes		

### International conventions

✓	Convention on the Rights of the Child
✓	Convention on the Rights of Persons with Disabilities
✓	CRC Optional Protocol on the Sale of Children, Child Prostitution and Child Pornography
✓	Hague Convention on Protection of Children and Cooperation in Respect of Intercountry Adoption



## Tonga

**Countdown to 2030**

Women's, Children's & Adolescents' Health

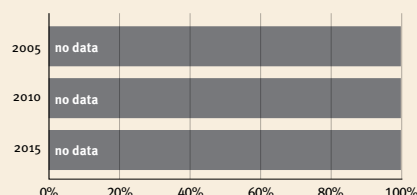
### Demographics

Population (2019)	104,000
Annual births	3,000
Children under 5 (2019)	12,000 (12%)
Under-five mortality	16/1 000

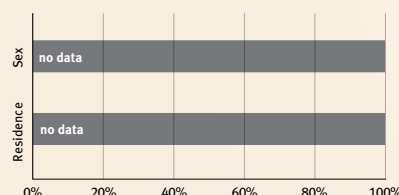
### Threats to Early Childhood Development

Maternal mortality	52/100 000	Young mothers (births by 18y)	2%
Low birthweight	no data	Preterm births	8%
Child poverty	no data	Under-five stunting	8%
Violent discipline	no data	Inadequate supervision	no data


### Young children at risk of poor development



### Risk by sex and residence



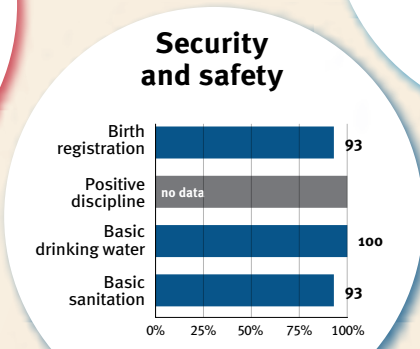
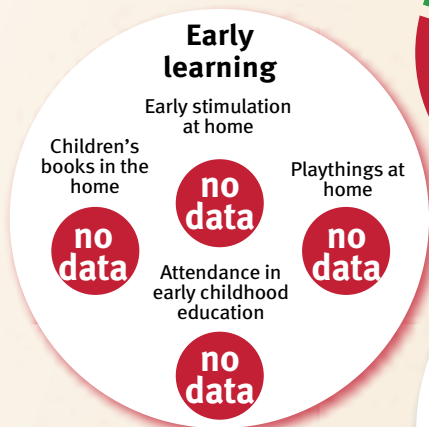
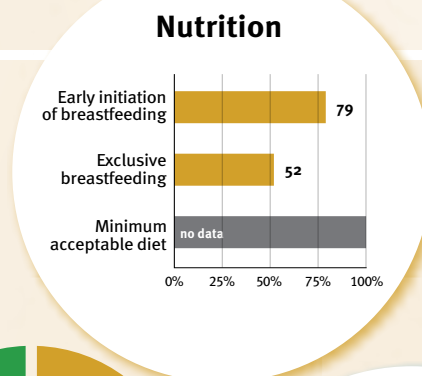
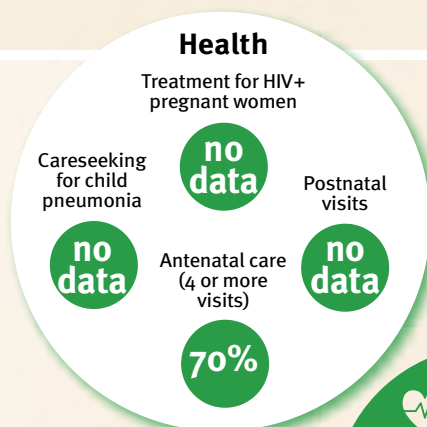
### Lifetime cost of growth deficit in early childhood



At risk in 2005, 2010 and 2015, using a composite indicator of under-five stunting or poverty

## Support and services for early childhood development: Nurturing care

Parents and caregivers need a facilitating environment of laws, policies, services and community support to assist them in providing their young children with nurturing care.



## Facilitating environments

Policies		
no data	Paid maternity leave	✗ Paid paternity leave
no data	National minimum wage	
✗	Child and family social protection	
✗	International Code of Marketing of Breastmilk Substitutes	

International conventions	
✓	Convention on the Rights of the Child
✓	Convention on the Rights of Persons with Disabilities
✓	CRC Optional Protocol on the Sale of Children, Child Prostitution and Child Pornography
✗	Hague Convention on Protection of Children and Cooperation in Respect of Intercountry Adoption



## Tunisia

*Countdown to 2030*

Women's, Children's & Adolescents' Health

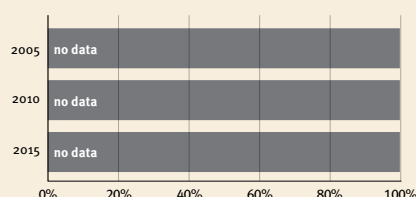
### Demographics

Population (2019)	11,695,000
Annual births	200,000
Children under 5 (2019)	1,019,000 (9%)
Under-five mortality	17/1 000

### Threats to Early Childhood Development

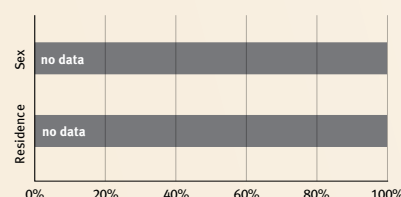
Maternal mortality	43/100 000	Young mothers (births by 18y)	1%
Low birthweight	7%	Preterm births	9%
Child poverty	no data	Under-five stunting	10%
Violent discipline	95%	Inadequate supervision	13%

### Young children at risk of poor development




At risk in 2005, 2010 and 2015, using a composite indicator of under-five stunting or poverty

### Risk by sex and residence



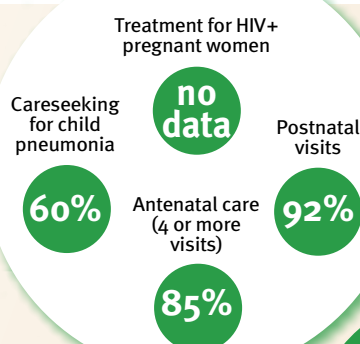
### Lifetime cost of growth deficit in early childhood



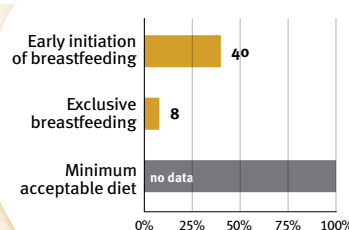
## Support and services for early childhood development: Nurturing care

Parents and caregivers need a facilitating environment of laws, policies, services and community support to assist them in providing their young children with nurturing care.


### Health



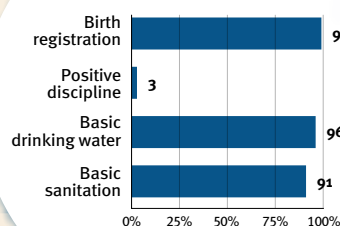
### Nutrition



### Early learning



### Security and safety



### Responsive caregiving

Public information about ECD  
Parental mental health  
Parent support (groups, home visits)  
Quality child day care



Comparative country data urgently needed

## Facilitating environments

### Policies

✗	Paid maternity leave	✓	Paid paternity leave
✓	National minimum wage		
✗	Child and family social protection		
✓	International Code of Marketing of Breastmilk Substitutes		

### International conventions

✓	Convention on the Rights of the Child
✓	Convention on the Rights of Persons with Disabilities
✓	CRC Optional Protocol on the Sale of Children, Child Prostitution and Child Pornography
✗	Hague Convention on Protection of Children and Cooperation in Respect of Inter-country Adoption





## Turkey

*Countdown to 2030*

Women's, Children's & Adolescents' Health

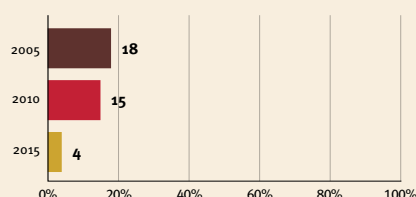
### Demographics

Population (2019)	83,430,000
Annual births	1,308,000
Children under 5 (2019)	6,658,000 (8%)
Under-five mortality	11/1 000

### Threats to Early Childhood Development

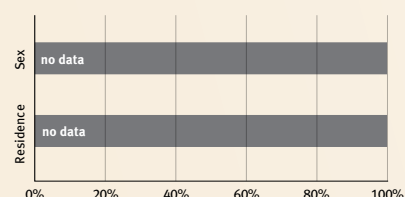
Maternal mortality	17/100 000	Young mothers (births by 18y)	6%
Low birthweight	11%	Preterm births	12%
Child poverty	no data	Under-five stunting	10%
Violent discipline	no data	Inadequate supervision	no data

### Young children at risk of poor development




At risk in 2005, 2010 and 2015, using a composite indicator of under-five stunting or poverty

### Risk by sex and residence



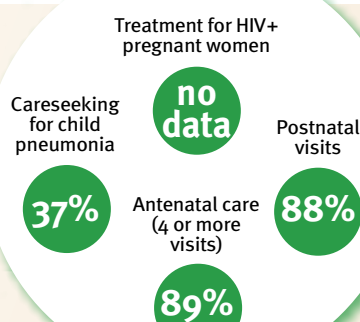
### Lifetime cost of growth deficit in early childhood



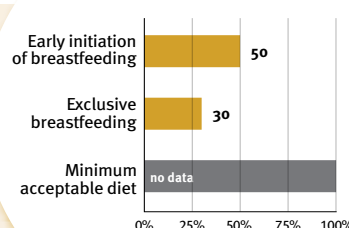
## Support and services for early childhood development: Nurturing care

Parents and caregivers need a facilitating environment of laws, policies, services and community support to assist them in providing their young children with nurturing care.

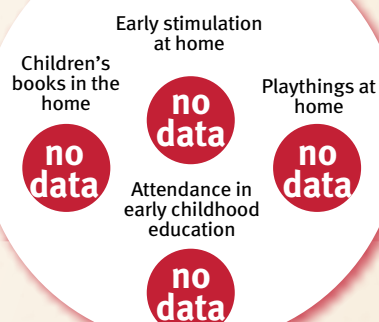
### Health



### Nutrition



### Early learning



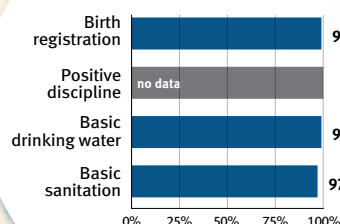
### Responsive caregiving

Public information about ECD  
Parental mental health  
Parent support (groups, home visits)  
Quality child day care



Comparative country data urgently needed

### Security and safety



## Facilitating environments

### Policies

✗	Paid maternity leave	✓	Paid paternity leave
✓	National minimum wage		
✗	Child and family social protection		
✗	International Code of Marketing of Breastmilk Substitutes		

### International conventions

✓	Convention on the Rights of the Child
✓	Convention on the Rights of Persons with Disabilities
✓	CRC Optional Protocol on the Sale of Children, Child Prostitution and Child Pornography
✓	Hague Convention on Protection of Children and Cooperation in Respect of Intercountry Adoption



## Turkmenistan

*Countdown to 2030*

Women's, Children's & Adolescents' Health

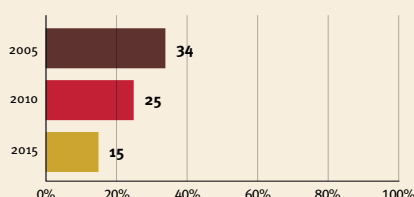
### Demographics

Population (2019)	5,942,000
Annual births	137,000
Children under 5 (2019)	676,000 (11%)
Under-five mortality	46/1 000

### Threats to Early Childhood Development

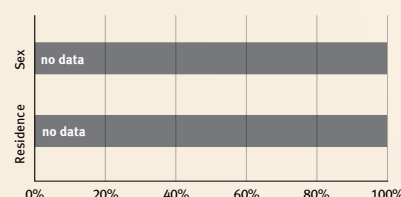
Maternal mortality	7/100 000	Young mothers (births by 18y)	1%
Low birthweight	5%	Preterm births	10%
Child poverty	no data	Under-five stunting	11%
Violent discipline	35%	Inadequate supervision	1%

### Young children at risk of poor development




At risk in 2005, 2010 and 2015, using a composite indicator of under-five stunting or poverty

### Risk by sex and residence



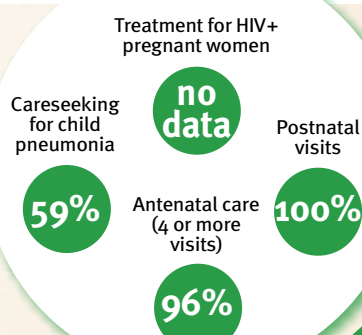
### Lifetime cost of growth deficit in early childhood



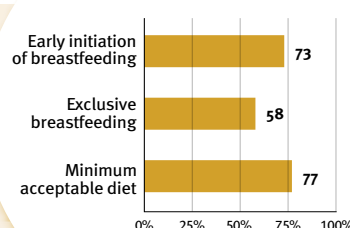
## Support and services for early childhood development: Nurturing care

Parents and caregivers need a facilitating environment of laws, policies, services and community support to assist them in providing their young children with nurturing care.


### Health



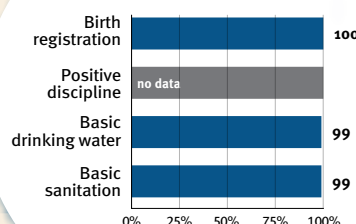
### Nutrition



### Early learning



### Security and safety



### Responsive caregiving

Public information about ECD  
Parental mental health  
Parent support (groups, home visits)  
Quality child day care



Comparative country data urgently needed

## Facilitating environments

### Policies

✓	Paid maternity leave	✓	Paid paternity leave
no data	National minimum wage		
✗	Child and family social protection		
✗	International Code of Marketing of Breastmilk Substitutes		

### International conventions

✓	Convention on the Rights of the Child
✓	Convention on the Rights of Persons with Disabilities
✓	CRC Optional Protocol on the Sale of Children, Child Prostitution and Child Pornography
✗	Hague Convention on Protection of Children and Cooperation in Respect of Intercountry Adoption



## Tuvalu

**Countdown to 2030**

Women's, Children's & Adolescents' Health

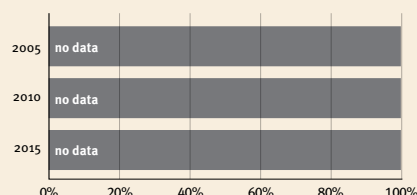
### Demographics

Population (2019)	12,000
Annual births	no data
Children under 5 (2019)	no data
Under-five mortality	24/1 000

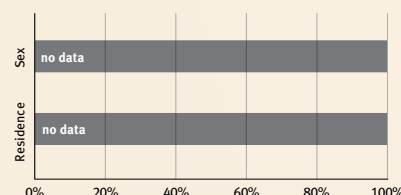
### Threats to Early Childhood Development

Maternal mortality	no data	Young mothers (births by 18y)	3%
Low birthweight	no data	Preterm births	no data
Child poverty	no data	Under-five stunting	10%
Violent discipline	no data	Inadequate supervision	no data


### Young children at risk of poor development



### Risk by sex and residence



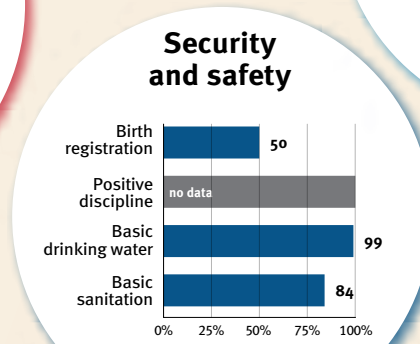
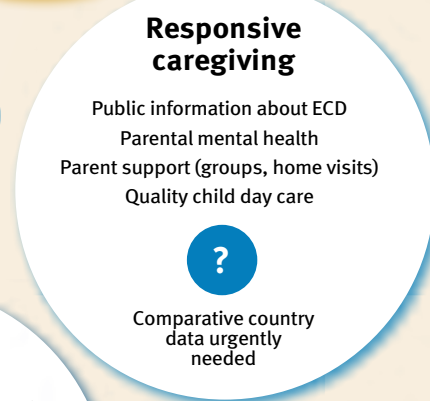
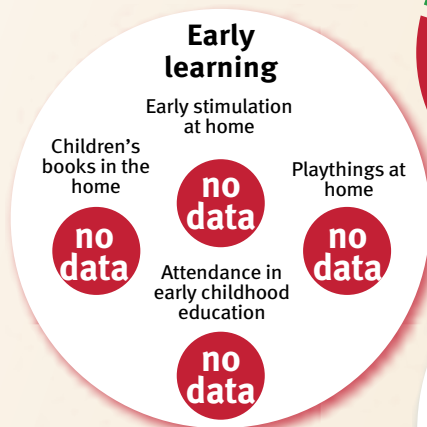
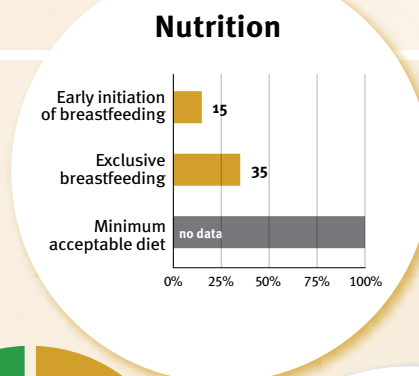
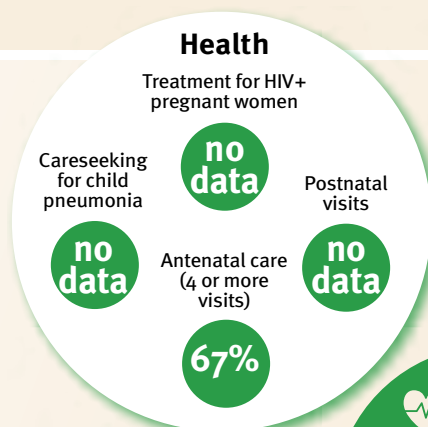
### Lifetime cost of growth deficit in early childhood



At risk in 2005, 2010 and 2015, using a composite indicator of under-five stunting or poverty

## Support and services for early childhood development: Nurturing care

Parents and caregivers need a facilitating environment of laws, policies, services and community support to assist them in providing their young children with nurturing care.



## Facilitating environments

Policies		
no data	Paid maternity leave	✗ Paid paternity leave
no data	National minimum wage	
✗	Child and family social protection	
✗	International Code of Marketing of Breastmilk Substitutes	

International conventions	
✓	Convention on the Rights of the Child
✓	Convention on the Rights of Persons with Disabilities
✓	CRC Optional Protocol on the Sale of Children, Child Prostitution and Child Pornography
✗	Hague Convention on Protection of Children and Cooperation in Respect of Intercountry Adoption



## Uganda

*Countdown to 2030*

Women's, Children's & Adolescents' Health

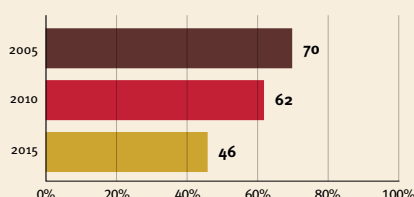
### Demographics

Population (2019)	44,270,000
Annual births	1,649,000
Children under 5 (2019)	7,686,000 (17%)
Under-five mortality	46/1 000

### Threats to Early Childhood Development

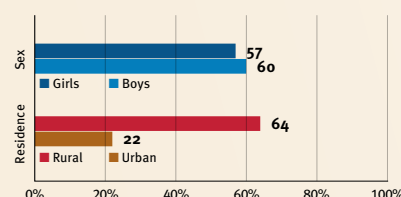
Maternal mortality	375/100 000	Young mothers (births by 18y)	33%
Low birthweight	no data	Preterm births	14%
Child poverty	38%	Under-five stunting	29%
Violent discipline	83%	Inadequate supervision	37%

### Young children at risk of poor development




At risk in 2005, 2010 and 2015, using a composite indicator of under-five stunting or poverty

### Risk by sex and residence



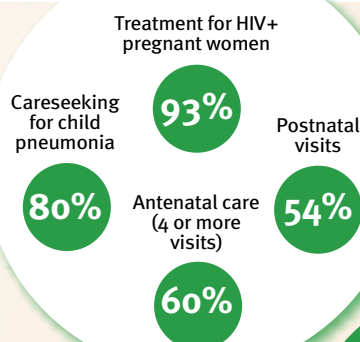
### Lifetime cost of growth deficit in early childhood



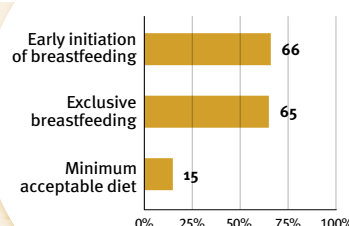
## Support and services for early childhood development: Nurturing care

Parents and caregivers need a facilitating environment of laws, policies, services and community support to assist them in providing their young children with nurturing care.


### Health



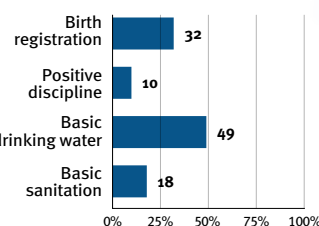
### Nutrition



### Early learning



### Security and safety



### Responsive caregiving

Public information about ECD  
Parental mental health  
Parent support (groups, home visits)  
Quality child day care

?

Comparative country data urgently needed

## Facilitating environments

### Policies

X	Paid maternity leave	✓	Paid paternity leave
X	National minimum wage		
X	Child and family social protection		
✓	International Code of Marketing of Breastmilk Substitutes		

### International conventions

✓	Convention on the Rights of the Child
✓	Convention on the Rights of Persons with Disabilities
✓	CRC Optional Protocol on the Sale of Children, Child Prostitution and Child Pornography
X	Hague Convention on Protection of Children and Cooperation in Respect of Inter-country Adoption



## Ukraine

*Countdown to 2030*

Women's, Children's & Adolescents' Health

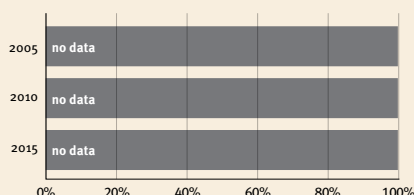
### Demographics

Population (2019)	43,994,000
Annual births	408,000
Children under 5 (2019)	2,184,000 (5%)
Under-five mortality	9/1 000

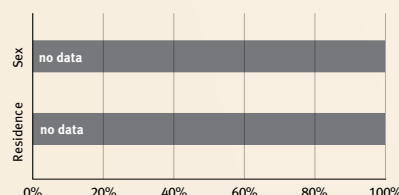
### Threats to Early Childhood Development

Maternal mortality	19/100 000	Young mothers (births by 18y)	4%
Low birthweight	6%	Preterm births	7%
Child poverty	no data	Under-five stunting	23%
Violent discipline	53%	Inadequate supervision	7%


### Young children at risk of poor development



### Risk by sex and residence



### Lifetime cost of growth deficit in early childhood

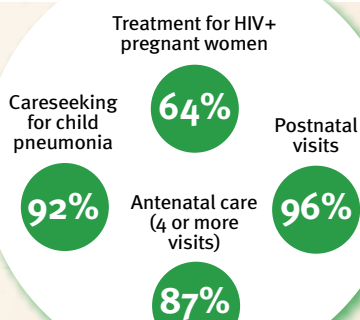


At risk in 2005, 2010 and 2015, using a composite indicator of under-five stunting or poverty

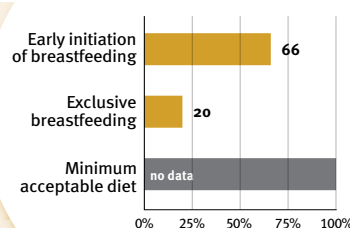
## Support and services for early childhood development: Nurturing care

Parents and caregivers need a facilitating environment of laws, policies, services and community support to assist them in providing their young children with nurturing care.


### Health



### Nutrition



### Early learning



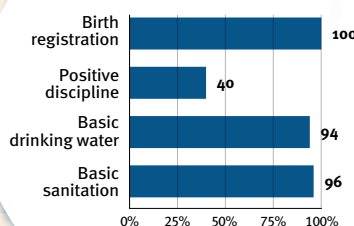
### Responsive caregiving

Public information about ECD  
Parental mental health  
Parent support (groups, home visits)  
Quality child day care



Comparative country data urgently needed

### Security and safety



## Facilitating environments

### Policies

✓	Paid maternity leave	✓	Paid paternity leave
✓	National minimum wage		
✓	Child and family social protection		
✗	International Code of Marketing of Breastmilk Substitutes		

### International conventions

✓	Convention on the Rights of the Child
✓	Convention on the Rights of Persons with Disabilities
✓	CRC Optional Protocol on the Sale of Children, Child Prostitution and Child Pornography
✗	Hague Convention on Protection of Children and Cooperation in Respect of Intercountry Adoption





# United Republic of Tanzania

## Countdown to 2030

Women's, Children's & Adolescents' Health

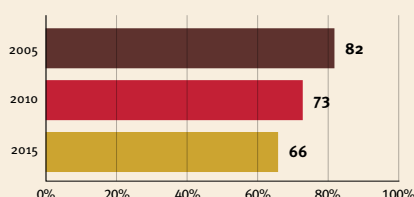
### Demographics

Population (2019)	58,005,000
Annual births	2,111,000
Children under 5 (2019)	9,528,000 (16%)
Under-five mortality	53/1 000

### Threats to Early Childhood Development

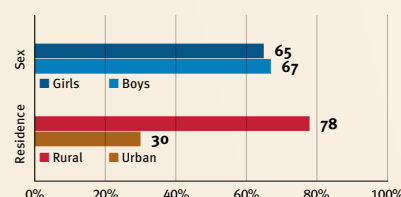
Maternal mortality	524/100 000	Young mothers (births by 18y)	22%
Low birthweight	10%	Preterm births	11%
Child poverty	58%	Under-five stunting	34%
Violent discipline	no data	Inadequate supervision	no data

### Young children at risk of poor development




At risk in 2005, 2010 and 2015, using a composite indicator of under-five stunting or poverty

### Risk by sex and residence



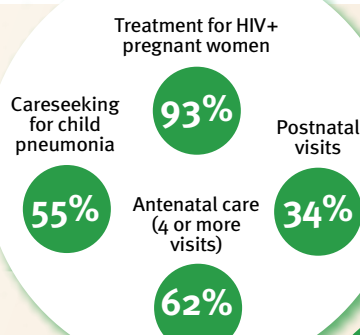
### Lifetime cost of growth deficit in early childhood



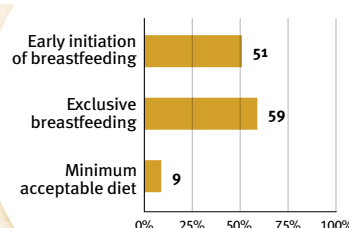
## Support and services for early childhood development: Nurturing care

Parents and caregivers need a facilitating environment of laws, policies, services and community support to assist them in providing their young children with nurturing care.

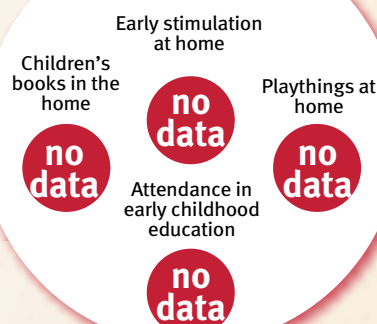
#### Health



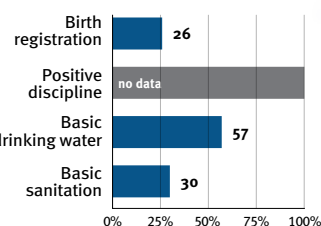
#### Nutrition



#### Early learning



#### Security and safety



#### Responsive caregiving

Public information about ECD  
Parental mental health  
Parent support (groups, home visits)  
Quality child day care



Comparative country data urgently needed

## Facilitating environments

#### Policies

✗	Paid maternity leave	✓	Paid paternity leave
✓	National minimum wage		
✗	Child and family social protection		
✓	International Code of Marketing of Breastmilk Substitutes		

#### International conventions

✓	Convention on the Rights of the Child
✓	Convention on the Rights of Persons with Disabilities
✓	CRC Optional Protocol on the Sale of Children, Child Prostitution and Child Pornography
✗	Hague Convention on Protection of Children and Cooperation in Respect of Intercountry Adoption



## Uzbekistan

*Countdown to 2030*

Women's, Children's & Adolescents' Health

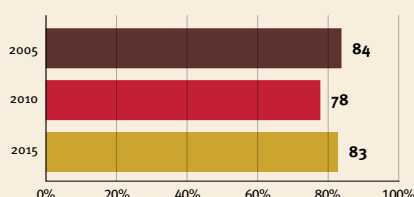
### Demographics

Population (2019)	32,982,000
Annual births	688,000
Children under 5 (2019)	3,435,000 (10%)
Under-five mortality	21/1 000

### Threats to Early Childhood Development

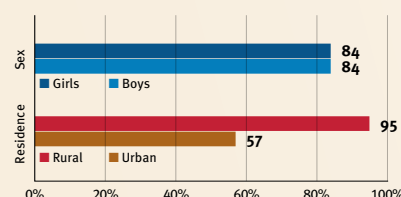
Maternal mortality	29/100 000	Young mothers (births by 18y)	2%
Low birthweight	5%	Preterm births	9%
Child poverty	no data	Under-five stunting	20%
Violent discipline	no data	Inadequate supervision	5%

### Young children at risk of poor development




At risk in 2005, 2010 and 2015, using a composite indicator of under-five stunting or poverty

### Risk by sex and residence



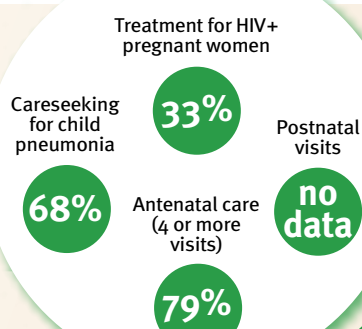
### Lifetime cost of growth deficit in early childhood



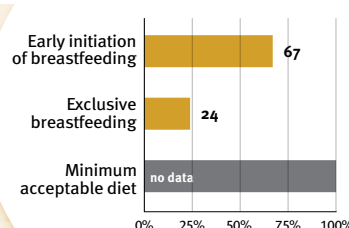
## Support and services for early childhood development: Nurturing care

Parents and caregivers need a facilitating environment of laws, policies, services and community support to assist them in providing their young children with nurturing care.

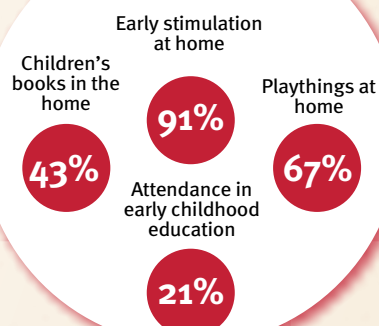
### Health



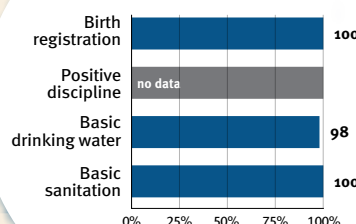
### Nutrition



### Early learning



### Security and safety



### Responsive caregiving

Public information about ECD  
Parental mental health  
Parent support (groups, home visits)  
Quality child day care

?

Comparative country data urgently needed

## Facilitating environments

### Policies

✓ Paid maternity leave	✓ Paid paternity leave
✓ National minimum wage	
✓ Child and family social protection	
✗ International Code of Marketing of Breastmilk Substitutes	

### International conventions

✓ Convention on the Rights of the Child
✓ Convention on the Rights of Persons with Disabilities
✓ CRC Optional Protocol on the Sale of Children, Child Prostitution and Child Pornography
✗ Hague Convention on Protection of Children and Cooperation in Respect of Intercountry Adoption



## Vanuatu

*Countdown to 2030*

Women's, Children's & Adolescents' Health

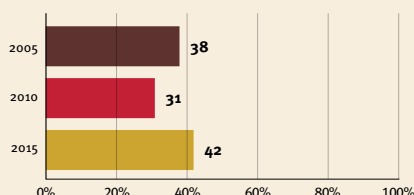
### Demographics

Population (2019)	300,000
Annual births	9,000
Children under 5 (2019)	41,000 (14%)
Under-five mortality	26/1 000

### Threats to Early Childhood Development

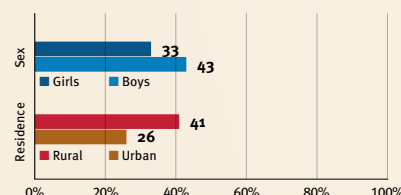
Maternal mortality	72/100 000	Young mothers (births by 18y)	13%
Low birthweight	11%	Preterm births	13%
Child poverty	18%	Under-five stunting	29%
Violent discipline	86%	Inadequate supervision	no data

### Young children at risk of poor development




At risk in 2005, 2010 and 2015, using a composite indicator of under-five stunting or poverty

### Risk by sex and residence



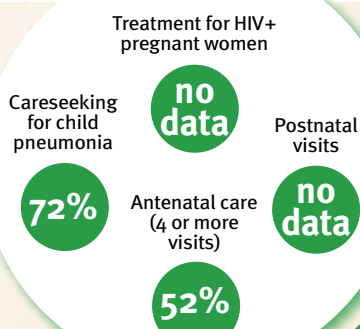
### Lifetime cost of growth deficit in early childhood



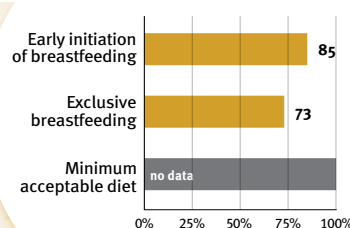
## Support and services for early childhood development: Nurturing care

Parents and caregivers need a facilitating environment of laws, policies, services and community support to assist them in providing their young children with nurturing care.

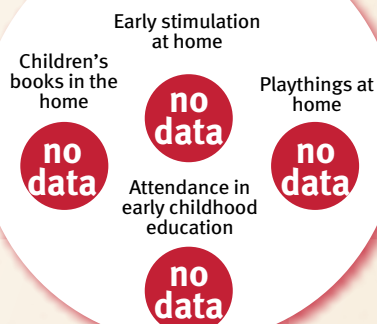
### Health



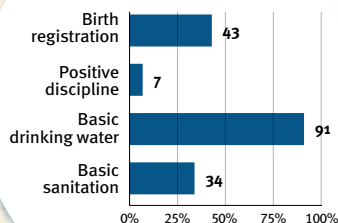
### Nutrition



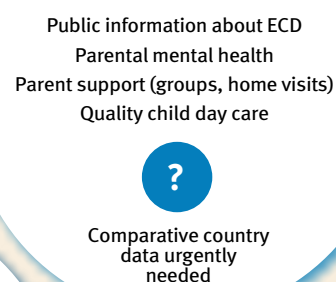
### Early learning



### Security and safety



### Responsive caregiving



## Facilitating environments

### Policies

✗	Paid maternity leave	✗	Paid paternity leave
✓	National minimum wage		
✗	Child and family social protection		
✗	International Code of Marketing of Breastmilk Substitutes		

### International conventions

✓	Convention on the Rights of the Child
✓	Convention on the Rights of Persons with Disabilities
✓	CRC Optional Protocol on the Sale of Children, Child Prostitution and Child Pornography
✗	Hague Convention on Protection of Children and Cooperation in Respect of Intercountry Adoption



## Venezuela (Bolivarian Republic of)

*Countdown to 2030*

Women's, Children's & Adolescents' Health

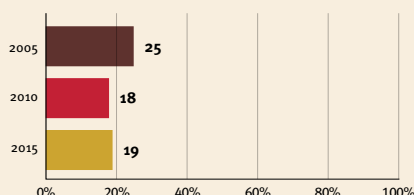
### Demographics

Population (2019)	28,516,000
Annual births	515,000
Children under 5 (2019)	2,419,000 (8%)
Under-five mortality	25/1 000

### Threats to Early Childhood Development

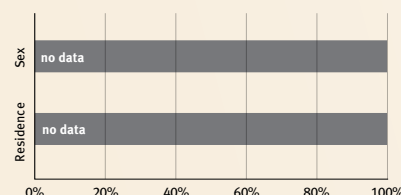
Maternal mortality	125/100 000	Young mothers (births by 18y)	24%
Low birthweight	9%	Preterm births	8%
Child poverty	no data	Under-five stunting	13%
Violent discipline	no data	Inadequate supervision	no data

### Young children at risk of poor development




At risk in 2005, 2010 and 2015, using a composite indicator of under-five stunting or poverty

### Risk by sex and residence

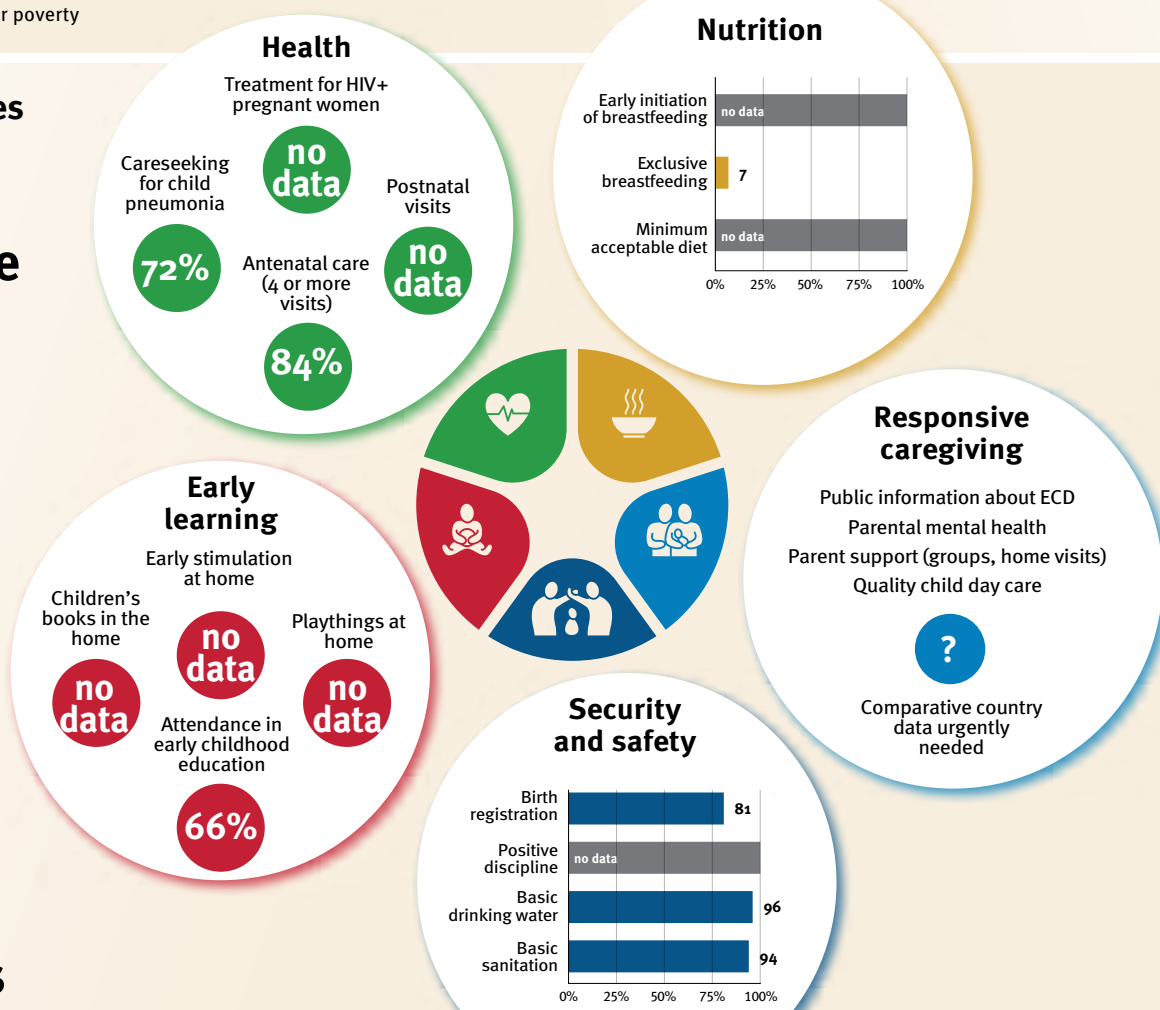


### Lifetime cost of growth deficit in early childhood



## Support and services for early childhood development: Nurturing care

Parents and caregivers need a facilitating environment of laws, policies, services and community support to assist them in providing their young children with nurturing care.



## Facilitating environments

Policies	
✓ Paid maternity leave	✓ Paid paternity leave
✓ National minimum wage	
✗ Child and family social protection	
✓ International Code of Marketing of Breastmilk Substitutes	

International conventions	
✓ Convention on the Rights of the Child	
✓ Convention on the Rights of Persons with Disabilities	
✓ CRC Optional Protocol on the Sale of Children, Child Prostitution and Child Pornography	
✓ Hague Convention on Protection of Children and Cooperation in Respect of Intercountry Adoption	



## Vietnam

*Countdown to 2030*

Women's, Children's & Adolescents' Health

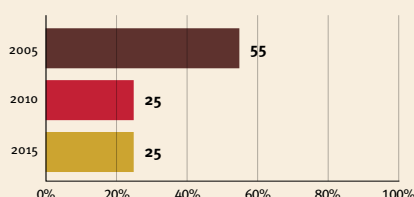
### Demographics

Population (2019)	96,462,000
Annual births	1,585,000
Children under 5 (2019)	7,891,000 (8%)
Under-five mortality	21/1 000

### Threats to Early Childhood Development

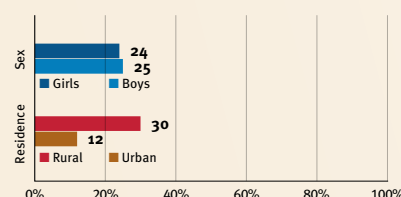
Maternal mortality	43/100 000	Young mothers (births by 18y)	5%
Low birthweight	8%	Preterm births	9%
Child poverty	5%	Under-five stunting	25%
Violent discipline	64%	Inadequate supervision	7%

### Young children at risk of poor development




At risk in 2005, 2010 and 2015, using a composite indicator of under-five stunting or poverty

### Risk by sex and residence



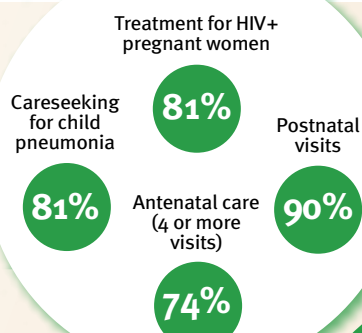
### Lifetime cost of growth deficit in early childhood



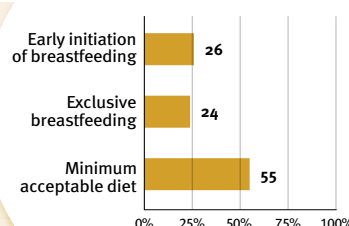
## Support and services for early childhood development: Nurturing care

Parents and caregivers need a facilitating environment of laws, policies, services and community support to assist them in providing their young children with nurturing care.

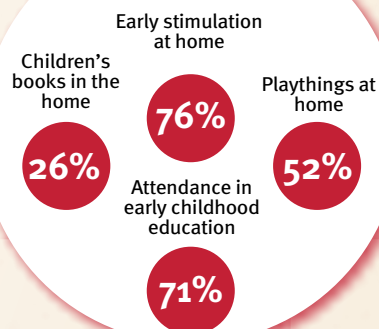
### Health



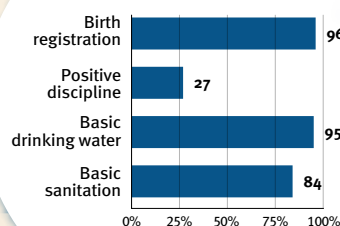
### Nutrition



### Early learning



### Security and safety



### Responsive caregiving

Public information about ECD  
Parental mental health  
Parent support (groups, home visits)  
Quality child day care

?

Comparative country data urgently needed

## Facilitating environments

### Policies

✓ Paid maternity leave	✓ Paid paternity leave
✓ National minimum wage	
✓ Child and family social protection	
✓ International Code of Marketing of Breastmilk Substitutes	

### International conventions

✓ Convention on the Rights of the Child
✓ Convention on the Rights of Persons with Disabilities
✓ CRC Optional Protocol on the Sale of Children, Child Prostitution and Child Pornography
✓ Hague Convention on Protection of Children and Cooperation in Respect of Intercountry Adoption





## Yemen

*Countdown to 2030*

Women's, Children's & Adolescents' Health

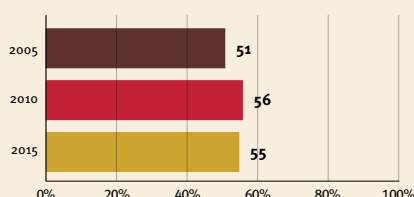
### Demographics

Population (2019)	29,162,000
Annual births	872,000
Children under 5 (2019)	4,099,000 (14%)
Under-five mortality	55/1 000

### Threats to Early Childhood Development

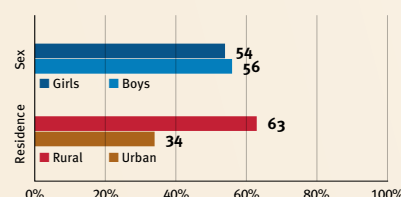
Maternal mortality	164/100 000	Young mothers (births by 18y)	17%
Low birthweight	no data	Preterm births	13%
Child poverty	21%	Under-five stunting	46%
Violent discipline	79%	Inadequate supervision	34%

### Young children at risk of poor development




At risk in 2005, 2010 and 2015, using a composite indicator of under-five stunting or poverty

### Risk by sex and residence



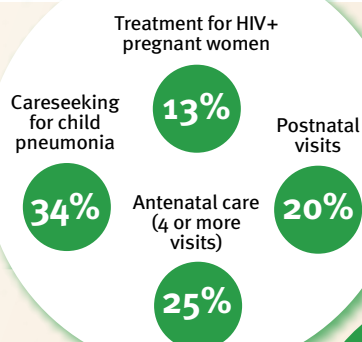
### Lifetime cost of growth deficit in early childhood



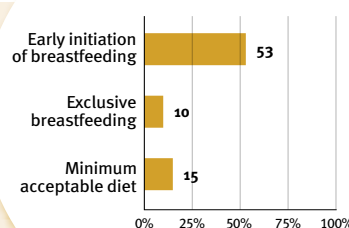
## Support and services for early childhood development: Nurturing care

Parents and caregivers need a facilitating environment of laws, policies, services and community support to assist them in providing their young children with nurturing care.

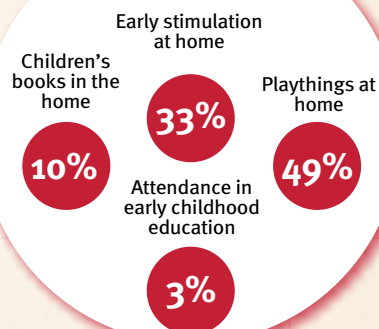
#### Health



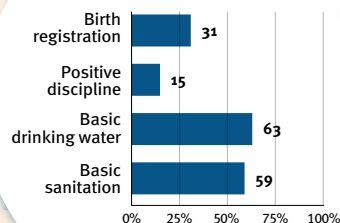
#### Nutrition



#### Early learning



#### Security and safety



#### Responsive caregiving

Public information about ECD  
Parental mental health  
Parent support (groups, home visits)  
Quality child day care

?

Comparative country data urgently needed

## Facilitating environments

#### Policies

X	Paid maternity leave	X	Paid paternity leave
X	National minimum wage		
X	Child and family social protection		
✓	International Code of Marketing of Breastmilk Substitutes		

#### International conventions

✓	Convention on the Rights of the Child
✓	Convention on the Rights of Persons with Disabilities
✓	CRC Optional Protocol on the Sale of Children, Child Prostitution and Child Pornography
X	Hague Convention on Protection of Children and Cooperation in Respect of Inter-country Adoption



## Zambia

*Countdown to 2030*

Women's, Children's & Adolescents' Health

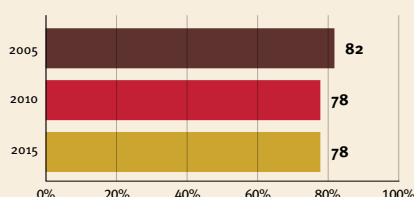
### Demographics

Population (2019)	17,861,000
Annual births	641,000
Children under 5 (2019)	2,902,000 (16%)
Under-five mortality	58/1 000

### Threats to Early Childhood Development

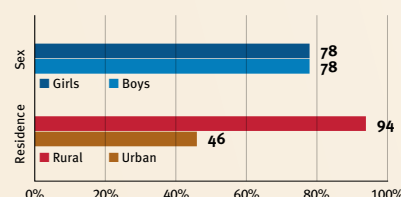
Maternal mortality	213/100 000	Young mothers (births by 18y)	31%
Low birthweight	12%	Preterm births	13%
Child poverty	66%	Under-five stunting	40%
Violent discipline	no data	Inadequate supervision	no data

### Young children at risk of poor development




At risk in 2005, 2010 and 2015, using a composite indicator of under-five stunting or poverty

### Risk by sex and residence



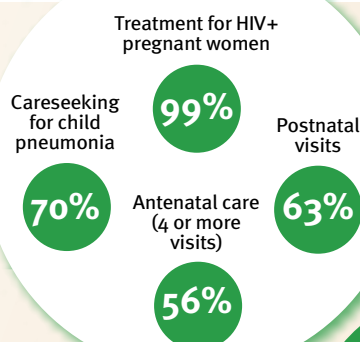
### Lifetime cost of growth deficit in early childhood



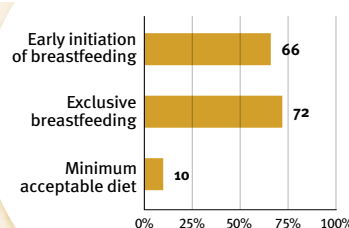
## Support and services for early childhood development: Nurturing care

Parents and caregivers need a facilitating environment of laws, policies, services and community support to assist them in providing their young children with nurturing care.

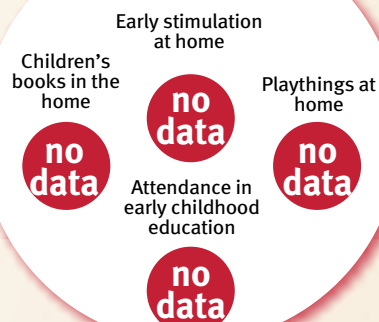
#### Health



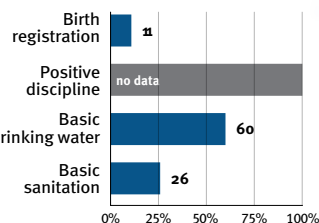
#### Nutrition



#### Early learning



#### Security and safety



#### Responsive caregiving

Public information about ECD  
Parental mental health  
Parent support (groups, home visits)  
Quality child day care

?

Comparative country data urgently needed

## Facilitating environments

#### Policies

✗	Paid maternity leave	✗	Paid paternity leave
✓	National minimum wage		
✗	Child and family social protection		
✓	International Code of Marketing of Breastmilk Substitutes		

#### International conventions

✓	Convention on the Rights of the Child
✓	Convention on the Rights of Persons with Disabilities
✓	CRC Optional Protocol on the Sale of Children, Child Prostitution and Child Pornography
✓	Hague Convention on Protection of Children and Cooperation in Respect of Intercountry Adoption



## Zimbabwe

*Countdown to 2030*

Women's, Children's & Adolescents' Health

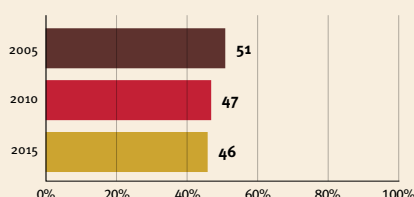
### Demographics

Population (2019)	14,645,000
Annual births	436,000
Children under 5 (2019)	2,138,000 (15%)
Under-five mortality	46/1 000

### Threats to Early Childhood Development

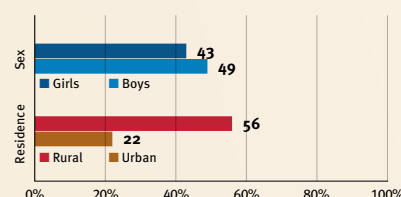
Maternal mortality	458/100 000	Young mothers (births by 18y)	22%
Low birthweight	13%	Preterm births	17%
Child poverty	23%	Under-five stunting	27%
Violent discipline	63%	Inadequate supervision	19%

### Young children at risk of poor development




At risk in 2005, 2010 and 2015, using a composite indicator of under-five stunting or poverty

### Risk by sex and residence



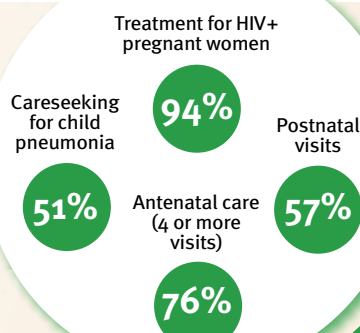
### Lifetime cost of growth deficit in early childhood



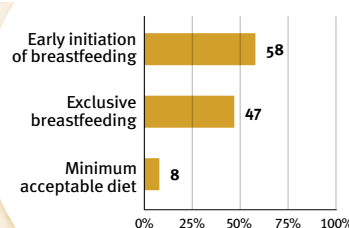
## Support and services for early childhood development: Nurturing care

Parents and caregivers need a facilitating environment of laws, policies, services and community support to assist them in providing their young children with nurturing care.

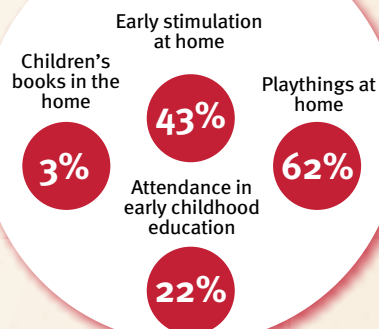
### Health



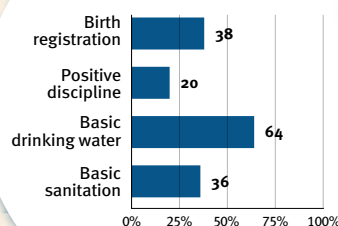
### Nutrition



### Early learning



### Security and safety



### Responsive caregiving

Public information about ECD  
Parental mental health  
Parent support (groups, home visits)  
Quality child day care

?

Comparative country data urgently needed

## Facilitating environments

### Policies

✓	Paid maternity leave	✗	Paid paternity leave
no data	National minimum wage		
✗	Child and family social protection		
✓	International Code of Marketing of Breastmilk Substitutes		

### International conventions

✓	Convention on the Rights of the Child
✓	Convention on the Rights of Persons with Disabilities
✓	CRC Optional Protocol on the Sale of Children, Child Prostitution and Child Pornography
✗	Hague Convention on Protection of Children and Cooperation in Respect of Intercountry Adoption

# Technical appendix

---

# Countries

An alphabetical list of the 138 countries and areas profiled is shown in Table 1, indicating which are also included in Countdown to 2030 and which have composite risk estimates.

Table 1: Alphabetical list of countries profiled

Country	Included in Countdown to 2030	Included in composite risk estimate
Afghanistan	✓	✓
Albania	✓	✗
Algeria	✓	✓
American Samoa	✓	✗
Angola	✓	✓
Argentina	✓	✗
Armenia	✓	✗
Azerbaijan	✓	✓
Bangladesh	✓	✓
Belarus	✓	✗
Belize	✓	✗
Benin	✓	✓
Bhutan	✓	✓
Bolivia (Plurinational State of)	✓	✓
Bosnia and Herzegovina	✓	✗
Botswana	✓	✓
Brazil	✓	✓
Bulgaria	✓	✗
Burkina Faso	✓	✓
Burundi	✓	✓
Cabo Verde	✓	✗
Cambodia	✓	✓
Cameroon	✓	✓
Central African Republic	✓	✓
Chad	✓	✓
China	✓	✓
Colombia	✓	✓
Comoros	✓	✓
Congo	✓	✓
Costa Rica	✓	✗



Côte D'Ivoire	✓	✓
Cuba	✓	✗
Democratic People's Republic of Korea	✓	✗
Democratic Republic of the Congo	✓	✓
Djibouti	✓	✓
Dominica	✓	✗
Dominican Republic	✓	✓
Ecuador	✓	✗
Egypt	✓	✓
El Salvador	✓	✗
Equatorial Guinea	✓	✗
Eritrea	✓	✓
Eswatini	✓	✓
Ethiopia	✓	✓
Fiji	✓	✗
Gabon	✓	✓
Gambia	✓	✓
Georgia	✓	✗
Ghana	✓	✓
Grenada	✓	✗
Guatemala	✓	✓
Guinea	✓	✓
Guinea-Bissau	✓	✓
Guyana	✓	✓
Haiti	✓	✓
Honduras	✓	✓
India	✓	✓
Indonesia	✓	✓
Iran (Islamic Republic of)	✓	✓
Iraq	✓	✓
Jamaica	✓	✓
Jordan	✓	✗
Kazakhstan	✓	✗
Kenya	✓	✓
Kiribati	✓	✗
Kyrgyzstan	✓	✓
Lao People's Democratic Republic	✓	✓
Lebanon	✓	✗

Lesotho	✓	✓
Liberia	✓	✓
Libya	✓	✗
Madagascar	✓	✓
Malawi	✓	✓
Malaysia	✓	✗
Maldives	✓	✗
Mali	✓	✓
Marshall Islands	✓	✗
Mauritania	✓	✓
Mauritius	✓	✗
Mexico	✓	✓
Micronesia (Federated States of)	✓	✓
Mongolia	✓	✗
Montenegro	✓	✗
Morocco	✓	✓
Mozambique	✓	✓
Myanmar	✓	✓
Namibia	✓	✓
Nauru	✓	✗
Nepal	✓	✓
Nicaragua	✓	✓
Niger	✓	✓
Nigeria	✓	✓
North Macedonia	✓	✗
Pakistan	✓	✓
Panama	✓	✓
Papua New Guinea	✓	✓
Paraguay	✓	✓
Peru	✓	✓
Philippines	✓	✓
Republic of Moldova	✓	✗
Romania	✓	✗
Russian Federation	✓	✗
Rwanda	✓	✓
Saint Lucia	✓	✗
Saint Vincent and the Grenadines	✓	✗
Samoa	✓	✗
Sao Tome and Principe	✓	✓

Senegal	✓	✓
Serbia	✓	✗
Sierra Leone	✓	✓
Solomon Islands	✓	✓
Somalia	✓	✓
South Africa	✓	✓
South Sudan	✓	✗
Sri Lanka	✓	✗
State of Palestine	✓	✗
Sudan	✓	✓
Suriname	✓	✓
Syrian Arab Republic	✓	✓
Tajikistan	✓	✓
Thailand	✓	✗
Timor-Leste	✓	✓
Togo	✓	✓
Tonga	✓	✗
Tunisia	✓	✗
Turkey	✓	✓
Turkmenistan	✓	✓
Tuvalu	✓	✗
Uganda	✓	✓
Ukraine	✓	✗
United Republic of Tanzania	✓	✓
Uzbekistan	✓	✓
Vanuatu	✓	✓
Venezuela (Bolivarian Republic of)	✓	✓
Vietnam	✓	✓
Yemen	✓	✓
Zambia	✓	✓
Zimbabwe	✓	✓

# Indicators

Table 2 shows the indicators included in the country profiles, by category: the indicator name, the rationale for including the indicator, the definition of the indicator and the data source.

Table 2: Indicators: Name, definition, rationale and source of the data

Demographics			
Indicator	Rationale	Definition	Data source
Total population (millions)	The population size of the country	Total population (2019)	United Nations, Department of Economic and Social Affairs, Population Division, World Population Prospects 2019, Online Edition
Total under-five population (millions)	The number of children under 5 years of age, and children under 5 as a proportion of the total population	Total population of children under 5 years (2019)	United Nations, Department of Economic and Social Affairs, Population Division, World Population Prospects 2019, Online Edition
Annual births	The number of children born each year in the country	Annual number of births (2019)	United Nations, Department of Economic and Social Affairs, Population Division, World Population Prospects 2019, Online Edition
Under-five mortality	The number of children under 5 years of age dying each year, per 1,000 live births	Probability of dying between birth and 5 years of age per 1,000 live births (2018)	United Nations Inter-agency Group for Child Mortality Estimation (UN IGME), 'Levels & Trends in Child Mortality: Report 2019, Estimates Developed by the United Nations Inter-agency Group for Child Mortality Estimation', United Nations Children's Fund, New York, 2019

Threats to early childhood development			
Indicator	Rationale	Definition	Data source
Child poverty	Poverty is one of the major threats to the survival, health and well-being of young children and is shown to affect all aspects of development	The World Bank definition of extreme poverty in 2017, living on less than US\$1.90 per day, was used to generate a composite indicator for children under 5 exposed to stunting or extreme poverty. Poverty ratios of children under 5 were derived for a subset of countries using the World Bank's poverty estimates and its nationally representative population surveys with wealth index (2006-2015)	World Bank, DHS, MICS, China Family Panel Survey, China Health and Nutrition Survey. Methods are the same as in: Lu, C., M.M. Black and L.M. Richter, 'Risk of Poor Development In Young Children in Low-Income and Middle-Income Countries: An estimation and analysis at the global, regional, and country level'. <i>The Lancet Global Health</i> , vol. 4, no. 12, 2016, pp. E916-E922
Under-five stunting	Stunting among young children is associated with poor short- and long-term effects on school performance and adult earnings	Percentage of children aged 0-59 months with height for age below minus two standard deviations from the median of the WHO Child Growth Standards (1985-2018)	UNICEF/WHO/World Bank Joint Child Malnutrition Estimates Expanded Database: Stunting, March 2019. Stunting estimates used in generating the composite indicator of risk exposure in 2015 were imputed from the existing data using the same methods as in Lu et al., 2016 (cited above)

<b>Low birthweight</b>	Low birthweight is an indicator of poor antenatal development and a predictor of poor childhood development in the early years	Percentage of infants weighing less than 2,500 grams at birth (2015)	UNICEF/WHO Low Birthweight Estimates, 2019 Edition
<b>Preterm births</b>	Preterm births are an indicator of poor antenatal development and a predictor of poor childhood development in the early years, including developmental delays and disabilities	Less than 37 completed weeks of gestation (2010)	Blencowe et al., 'National, Regional and Worldwide Estimates of Preterm Birth Rates in the Year 2010 with Time Trends since 1990 for Selected Countries: A systematic review and implications', <i>The Lancet</i> , vol. 379, no. 9832, 2012, pp. 2162-2172. Supplementary country tables. Data sources: National registries, reproductive health surveys and studies identified through systematic searches, unpublished data and data submitted during WHO country consultations
<b>Maternal mortality</b>	The death of a young child's mother increases the risks of child mortality, morbidity and poor early childhood development	Number of deaths of women from pregnancy-related causes per 100,000 live births during the same time period (2017)	United Nations Maternal Mortality Estimation Inter-Agency Group, composed of WHO, UNICEF, UNFPA, World Bank and the United Nations Population Division, released in September 2019.
<b>Young mothers (births by age 18)</b>	It has been shown that children of young (versus older) mothers fare worse in school achievement	Percentage of women aged 20-24 years who gave birth before age 18 (2005-2018)	UNICEF global databases, based on DHS, MICS and other nationally representative surveys. This standardized indicator from population-based surveys captures levels of fertility among adolescents up to the age of 18. Note that the data are based on the answers of women aged 20-24, whose risk of giving birth before the age of 18 is behind them
<b>Violent discipline</b>	Violence and maltreatment are associated with short- and long- term effects on children's health, well-being and social adjustment	Percentage of children aged 1-4 years who experienced any violent discipline (psychological aggression and/or physical punishment) in the past month (2005-2018)	UNICEF global databases, based on DHS, MICS and other nationally representative surveys
<b>Inadequate supervision</b>	Young children need adult supervision to protect them from danger, ensure adequate feeding, and provide them with support for learning	Percentage of children aged 0-59 months left alone or in the care of another child under 10 years for more than an hour at least once in the past week (2005-2018)	UNICEF global databases, based on DHS, MICS and other nationally representative surveys



Young children at risk of poor development – and lifetime cost of growth deficit in early childhood			
Indicator	Rationale	Definition	Data source
Young children at risk of poor development	Composite measure developed to assess risk of children not reaching their developmental potential. Stunting and extreme poverty serve as proxy measures because they are associated with children's development and are measured globally using uniform methods	Percentage of children under age 5 at risk of poor development as a result of stunting or extreme poverty (US\$1.90 or less) in 2005, 2010 and 2015	Method used for estimation in Richter, L., et al., 'Investing in the Foundation of Sustainable Development: Pathways to scale up for early childhood development', <i>The Lancet</i> , vol. 389, no. 10064, pp. 103-118, 2017. Available for a subset of countries (91) that were classified as high-risk
Risk by sex and residence	Differences in composite measure of risk exposure by sex and residence	Urban versus rural, male versus female	Method used for estimation in Richter, L., et al., 'Investing in the Foundation of Sustainable Development: Pathways to scale up for early childhood development', <i>The Lancet</i> , vol. 389, no. 10064, pp. 103-118, 2017. Available for a subset of countries (63) with nationally representative micro-level data
Lifetime cost of growth deficit in early childhood	Because of its long-term effects on individuals, poor early childhood development, indexed by growth deficit, incurs future costs to the countries in which affected children live	Total loss (US\$) as a percentage of average annual wage in the country (2010). Combined most recent country-level estimates of linear growth delays from the Nutrition Impact Model Study with estimates of returns to education in developing countries to estimate the impact of early-life growth faltering on educational attainment and future incomes. Primary outcomes were total years of educational attainment lost as well as the net present value of future wage earnings lost per child and birth cohort due to growth faltering in 137 developing countries. Value of loss of wage earnings was expressed as a proportion of the annual average annual wage of the country (2010)	Fink et al., 'Schooling and Wage Income Losses due to Early-Childhood Growth Faltering in Developing Countries: National, regional and global estimates', <i>The American Journal of Clinical Nutrition</i> , vol. 104, no. 1, pp. 104-112, 2016

Early Childhood Development Index (ECDI)			
Indicator	Rationale	Definition	Data source
Early Childhood Development Index	A feasible population measure of early child development outcomes is critical to monitoring the impact of early childhood development interventions, and determining which children are on track or not, to ensure that all children benefit from interventions	Percentage of children aged 36-59 months who are developmentally on track in at least three of the following domains: literacy-numeracy, physical development, social-emotional development and learning (2010-2018)	UNICEF global databases, based on DHS, MICS and other nationally representative surveys

Components of nurturing care: Health			
Indicator	Rationale	Definition	Data source
Antenatal care (4 or more visits)	Antenatal care safeguards women's health during pregnancy and helps to prevent and prepare for complications during pregnancy and delivery	Percentage of women aged 15-49 years attended to at least four times during pregnancy by any provider (1996-2018)	UNICEF global databases, based on DHS, MICS and other nationally representative surveys
Treatment for HIV+ pregnant women	Treatment of pregnant women living with HIV safeguards their health and prevents the transmission of the virus to their babies	Percentage of estimated number of pregnant women living with HIV receiving effective regimens (excludes single-dose nevirapine) of antiretroviral medicines for preventing mother-to-child transmission of HIV (2018)	Global AIDS Monitoring and UNAIDS 2019 estimates

<b>Postnatal visits</b>	Postnatal visits help to detect and prevent post-delivery complications for women and newborns to ensure that they receive prompt treatment	Percentage of women aged 15–49 years who received postnatal care within 2 days after birth. The indicator refers to women who had a live birth in a recent time period, generally two years for MICS and five years for DHS (2010-2018)	UNICEF global databases, based on DHS, MICS and other nationally representative surveys
<b>Care-seeking for child pneumonia</b>	Care-seeking for pneumonia indicates caregivers' ability to detect and act on their young child's health condition	Percentage of children under age 5 with symptoms of acute respiratory infection in the 2 weeks preceding the survey for whom advice or treatment was sought from a health facility or provider (1993-2018)	UNICEF global databases, based on DHS, MICS and other nationally representative surveys

<b>Components of nurturing care: Nutrition</b>			
<b>Indicator</b>	<b>Rationale</b>	<b>Definition</b>	<b>Data source</b>
<b>Early initiation of breastfeeding</b>	Sucking at the breast within an hour of delivery ensures the baby receives the colostrum, the first milk that is rich in protective factors. Immediate sucking is instinctive for the baby and responds to the baby's attachment needs; it also helps establish exclusive breastfeeding	Percentage of infants born in the last 2 years who were put to the breast within 1 hour of birth (2004-2018)	UNICEF, Division of Data Research and Policy (2019). UNICEF global databases: Infant and young child feeding: Early initiation of breastfeeding, ever breastfed, New York, May 2019
<b>Exclusive breastfeeding</b>	Receiving only breastmilk for the first 6 months of life provides babies with all the nutrients they need and protects the baby against common childhood illness such as diarrhoea and pneumonia. Breastfeeding also has longer-term benefits on children's future intelligence and health	Percentage of children aged 0-5 months who are fed exclusively with breastmilk in the 24 hours prior to the survey (1998-2018)	UNICEF, Division of Data Research and Policy (2019). UNICEF global databases: Infant and young child feeding: Exclusive breastfeeding, predominant breastfeeding, New York, May 2019
<b>Minimum acceptable diet</b>	Young children need sufficient diverse food to satisfy their rapid growth	Percentage of breastfed children aged 6-23 months who had at least the minimum dietary diversity and the minimum meal frequency during the previous day AND the percentage of non-breastfed children aged 6-23 months who received at least 2 milk feedings and had at least the minimum dietary diversity, not including milk feeds, and the minimum meal frequency during the previous day (2010-2018)	UNICEF, Division of Data Research and Policy (2019). UNICEF global databases: Infant and young child feeding: Minimum acceptable diet, minimum diet diversity, minimum meal frequency, New York, May 2019

<b>Components of nurturing care: Responsive caregiving</b>
<p><b>Note: no comparable country data available. Represented on the country pages by examples of indicators</b></p> <p>Currently no comparable country data on policies and programmes that support responsive caregiving are being collected through Demographic and Health Surveys, nationally representative household surveys or UNICEF's Multiple Indicator Cluster Surveys. In some countries, information on child day care is collected. However, to initiate discussions on the collection of data to indicate progress in responsive caregiving, we suggest that the following four indicators be considered:</p> <p><b>National information and communication about ECD and services</b> Awareness by parents of their important role in young children's development; what parents, caregivers and families can do to support and promote the development of young children; and services available to assist parents of young children should they or their young child experience difficulties.</p> <p><b>Maternal/paternal mental health</b> Both maternal and paternal mental health, and the mental health of caregivers, is critical to responsive caregiving. Lack of energy, preoccupation, anxiety, depression and other symptoms of mental distress make it very difficult for caregivers to be sensitive and responsive to the needs of a young child.</p> <p><b>Parent support through groups and home visits</b> Support, either through parent groups or home visits, is of assistance to parents in receiving reassurance, the companionship of others with shared challenges, information about their baby's development and parent and family behaviours and responses that support infant development, demonstrations of how they can approach and resolve difficulties, and referral to additional services should they need them.</p> <p><b>Good quality affordable child day care</b> In many countries, as many women as men are economically active, either in the formal or the informal sector. These families, and families with other challenges that require additional assistance, benefit from good quality, free or affordable child day care.</p>

Components of nurturing care: Early learning			
Indicator	Rationale	Definition	Data source
Children's books in the home	Exposure to written material and pictures, accompanied by caregiver narratives about words and pictures, are the foundation of early language and literacy development	Percentage of children aged 0-59 months who have 3 or more children's books at home (2005-2018)	UNICEF global databases, based on DHS, MICS and other nationally representative surveys
Playthings at home	Play is natural to children, and the practice and pleasure they enjoy when playing is important to their cognitive exploration and expansion. Young children will learn from play with any safe, clean objects, most importantly when an adult engages and encourages the child and uses play opportunities to label objects and experiences for the child	Percentage of children aged 0-59 months who play with 2 or more of the following playthings at home: household objects or objects found outside (sticks, rocks, animals, shells, leaves, etc.), homemade toys or toys that came from a store (2005-2018)	UNICEF global databases, based on DHS, MICS and other nationally representative surveys
Early stimulation at home	Children learn through their own exploration, but they learn more in interaction with others, especially adults who mediate a child's experience with written material, stories, excursions and other opportunities to teach young children words, numbers, colours and shapes, and to help young children to understand ideas not immediately present	Percentage of children aged 36-59 months with whom an adult has engaged in 4 or more of the following activities to promote learning and school readiness in the past 3 days: a) reading books to the child, b) telling stories to the child, c) singing songs to the child, d) taking the child outside the home, e) playing with the child, and f) spending time with the child naming, counting or drawing things (2005-2018)	UNICEF global databases, based on DHS, MICS and other nationally representative surveys
Attendance in early childhood education	From about the age of 3 years, young children benefit from interacting and learning with other young children, and preparing for the environment of formal learning in school	Percentage of children aged 36-59 months who are attending an early childhood education programme (2005-2018)	UNICEF global databases, based on DHS, MICS and other nationally representative surveys

Components of nurturing care: Security and safety			
Indicator	Rationale	Definition	Data source
Birth registration	Through birth registration, a child acquires his or her identity as a citizen and a rights holder in a country. Registration is often a condition for the receipt of state services such as health care, education and social protection	Percentage of children under age 5 who were reported to be registered with civil authorities. The numerator of this indicator includes children reported to have a birth certificate, regardless of whether or not it was seen by the interviewer, and those without a birth certificate whose mother or caregiver says the birth has been registered (2006-2018)	UNICEF global databases, based on DHS, MICS, other nationally representative surveys, censuses and vital registration systems
Basic drinking water	Safe drinking water is especially important for young children to prevent infectious diseases that inhibit their physical growth and diminish their active exploration of the environment through which they learn	Percentage of the population using an improved drinking water source, where collection time is not more than 30 minutes for a round trip including queuing (improved sources include: piped water; boreholes or tube wells; protected dug wells; protected springs; rainwater; and packaged or delivered water) (2017)	WHO-UNICEF Joint Monitoring Programme for Water Supply, Sanitation and Hygiene, 2019

<b>Basic sanitation</b>	Basic sanitation is also especially important for young children, to prevent infectious diseases that inhibit their physical growth and diminish their active exploration of the environment through which they learn	Percentage of the population using an improved sanitation facility that is not shared with other households (improved facilities include: flush/ pour flush to piped sewerage systems, septic tanks or pit latrines; ventilated improved pit latrines; composting toilets or pit latrines with slabs) (2017)	WHO-UNICEF Joint Monitoring Programme for Water Supply, Sanitation and Hygiene, 2019
<b>Positive discipline</b>	Positive discipline by parents and caregivers helps to socialize young children to understand how to avoid danger and what they may and may not do in their social context	Percentage of children aged 1-4 years who experienced only non-violent discipline in the past month, including a) explaining why a behaviour is wrong, b) taking away privileges or not allowing the child to leave the house, and c) giving the child something else to do (2005-2018)	UNICEF global databases, based on DHS, MICS and other nationally representative surveys

<b>Facilitating environment: Policies</b>			
<b>Indicator</b>	<b>Rationale</b>	<b>Definition</b>	<b>Data source</b>
<b>Child and family social protection</b>	Non-contributory social protection for children and families protects children and families from destitution and the worst effects of poverty	International Labour Organization (ILO) Convention No. 102 – Benefits in cash or in kind at a level that ensures at least basic income security for all children throughout childhood, providing access to nutrition, education, care and other necessary goods and services. Should be defined at national level and prescribed by law. Refers to non-contributory benefits (universal or social assistance, means-tested)	UNICEF and ILO, <i>Towards Universal Social Protection for Children: Achieving SDG 1.3</i> , ILO-UNICEF Joint Report on Social Protection for Children, 2019. Source: ILO, <i>World Social Protection Report 2017–19: Universal social protection to achieve the Sustainable Development Goals</i> , 2017, updated with information from the International Social Security Association and the US Social Security Administration (2018), <a href="https://www.ssa.gov/policy/docs/progdesc/index.html">https://www.ssa.gov/policy/docs/progdesc/index.html</a> (programme summaries), accessed November 2018; and the European Union's Mutual Information System on Social Protection (2018), <a href="https://www.missoc.org/missoc-database/comparative-tables">https://www.missoc.org/missoc-database/comparative-tables</a> , accessed November 2018
<b>National minimum wage</b>	A minimum wage has been shown to have protective effects on children's well-being as assessed by growth	Minimum wage per day >\$2 purchasing power parity (PPP) (World Bank poverty line was \$1.90 or less per day) (2012)	World Policy Analysis Center, University of California, Los Angeles (UCLA), <a href="https://worldpolicycenter.org/policies/at-what-level-are-minimum-wages-set-per-day">https://worldpolicycenter.org/policies/at-what-level-are-minimum-wages-set-per-day</a> . Reflects laws and policies in place as of March 2012
<b>Paid maternity leave</b>	Paid maternity leave enables women to prepare for and recover from delivery and establish exclusive breastfeeding	ILO Convention No. 183; 100% wages and paid for 14 weeks	ILO, <i>World Social Protection Report 2017–19: Universal social protection to achieve the Sustainable Development Goals</i> , 2017, p. 257, Table B5, <a href="http://www.ilo.org/global/publications/books/WCMS_604882/lang-en/index.htm">http://www.ilo.org/global/publications/books/WCMS_604882/lang-en/index.htm</a> . Main sources within this document: ILO, Social Security Inquiry: Mothers with newborns receiving a social protection benefit (effective coverage), 2016; International Social Security Association; US Social Security Administration. Various dates. Social security programmes throughout the world (Geneva and Washington, D.C.)

<b>Paid paternity leave</b>	Paid paternity leave enables men to support their partners before, during and after delivery, and be involved in the care of their young children	Any paid paternity leave in relation to childbirth or leave that can be used exclusively by fathers as paternity leave (2016)	UCLA World Policy Analysis Center, Adult Labour Public Use Data, <a href="https://www.worldpolicycenter.org/maps-data/data-download/world-areas">https://www.worldpolicycenter.org/maps-data/data-download/world-areas</a> . Reflects a systematic review of laws in place as of April 2015 supplemented with detailed data on OECD countries as of September 2016 and other known policy changes that have occurred since then
<b>International Code of Marketing of Breastmilk Substitutes</b>	The Code prevents the marketing of breastmilk substitutes that threaten exclusive breastfeeding. Breastfeeding is essential to the nutrition, health, safety and psychological well-being of the baby, and has many benefits for mothers as well	Many provisions or full provision in law (2018)	WHO, UNICEF, IBFAN, <i>Marketing of Breastmilk Substitutes: National implementation of the international code. Status Report 2018</i> , 2018

<b>Facilitating environment: International conventions</b>			
<b>Indicator</b>	<b>Rationale</b>	<b>Definition</b>	<b>Data source</b>
<b>UN Convention on the Rights of the Child, 1989</b>	The CRC is a protective mechanism for all children in countries that sign or ratify the convention	Signature or ratification as of July 2019	United Nations Treaty Collection, <a href="https://treaties.un.org/pages/ViewDetails.aspx?src=IND&amp;mtdsg_no=IV-11&amp;chapter=4&amp;lang=en">treaties.un.org/pages/ViewDetails.aspx?src=IND&amp;mtdsg_no=IV-11&amp;chapter=4&amp;lang=en</a> .
<b>General comment No. 7 (2005) on implementing child rights during early childhood Accepted by the Committee. Not ratified or signed by individual countries</b>			
<b>CRC Optional Protocol on the Sale of Children, Child Prostitution and Child Pornography, 2000</b>	The protocol aims to prevent the exploitation of children in countries that sign or ratify the protocol	Signature or ratification as of July 2019	United Nations Treaty Collection, <a href="https://treaties.un.org/pages/ViewDetails.aspx?src=IND&amp;mtdsg_no=IV-11-c&amp;chapter=4&amp;lang=en">treaties.un.org/pages/ViewDetails.aspx?src=IND&amp;mtdsg_no=IV-11-c&amp;chapter=4&amp;lang=en</a>
<b>United Nations Convention on the Rights of Persons with Disabilities, 2006</b>	The convention aims to ensure that the rights of persons with disabilities are protected	Signature or ratification as of July 2019	United Nations Treaty Collection, <a href="https://treaties.un.org/pages/ViewDetails.aspx?src=TREATY&amp;mtdsg_no=IV-15&amp;chapter=4">treaties.un.org/pages/ViewDetails.aspx?src=TREATY&amp;mtdsg_no=IV-15&amp;chapter=4</a> .
<b>Hague Convention on Protection of Children and Cooperation in Respect of Intercountry Adoption, 1993</b>	The convention aims to ensure that children are not exploited through intercountry adoption	Signature or ratification as of July 2019	Hague Conference on Private International Law, <a href="https://www.hcch.net/en/instruments/conventions/status-table/?cid=69">https://www.hcch.net/en/instruments/conventions/status-table/?cid=69</a>



Important indicators – no or insufficient comparable country data			
Indicator	Rationale	Definition	Data source
<p>More data needs to be collected, recalculated or validated</p> <p>Many more indicators than are included in the country profiles are needed to monitor and inspire the scale-up of quality interventions and programmes to support the development of young children. Some of these are indicated below:</p>			
Government expenditure on ECD	Government leadership, programming and funding are needed to scale up efforts to improve facilitating environments and nurturing care needed by young children to realize their human potential		Some data available, minimum number of countries. Results for Development (R4D) has data on government spending on different ECD programmes in only 12 countries
Foreign assistance for ECD	International aid is important to leadership and funding of early childhood development programmes		The World Bank published estimates at the aggregate level (total \$ from the World Bank on ECD), but not at the country level. R4D has data on early childhood education, but not on other areas of ECD, and data are at the country level
Household expenditure on ECD (child day care)	Early indications suggest that, currently, families are spending a high proportion of household income on child day care and are often forced to compromise by accepting poorer quality, more affordable services		Some data available, minimum number of countries. Some data available from R4D
Low maternal schooling	Children whose mothers have no or only a few years of primary education have poorer health, nutrition, and cognitive development than children of better educated women. Education is empowering for women themselves, their families and their children	No education.	Countdown to 2030 reports on secondary education. There are no country-level estimates available for maternal education. Therefore, micro-level data has to be used to generate the estimates for countries with nationally representative data. In addition, categories of maternal education between DHS and MICS (and even within DHS and MICS) are not always consistent
Comprehensive ECD policies	Many countries are adopting comprehensive early childhood development policies. The RISE Institute has been documenting the development and adoption of such policies, and it is important to understand the role they play in advancing effective interventions for early childhood development		Country-level data from the RISE Institute have not been published
Care for child development	The UNICEF/WHO Care for Child Development (CCD) materials are in use in a large number of countries and are often adapted to local circumstances. CCD is illustrative of a feasible, cost-effective intervention to promote nurturing care that can be incorporated into the delivery of services in different sectors	<a href="http://who.int/maternal_child_adolescent/documents/care_child_development/en/">who.int/maternal_child_adolescent/documents/care_child_development/en/</a>  <a href="http://unicef.org/earlychildhood/index_68195.html">unicef.org/earlychildhood/index_68195.html</a>	Informal repository of country implementation
Children in institutional care	Care of young children in large group homes (institutions) is a known and serious risk to children's development, since development is dependent on responsive human interaction best provided in a family environment		UNICEF's Data and Analytics Section maintains a global database on this indicator, but it is not currently available for public sharing, given the lack of comparability across countries

Important indicators – no or insufficient comparable country data			
Indicator	Rationale	Definition	Data source
<b>Maternal/parental mental health/depression</b>	Parental and caregiver depression is prevalent in conditions of adversity and hardship, and significantly affects the development of young children through its impact on the motivational and emotional state of parents and caregivers		Some prevalence data, but with small non-representative samples and long intervals between dates of information, have been collected. For example: Gelaye et al., 'Epidemiology of Maternal Depression', <i>The Lancet Psychiatry</i> , vol. 3, no. 10, 2016, pp. 973-982; Ferrari et al., 'Burden of Depressive Disorder', <i>PLOS Medicine</i> , vol. 10, no. 11, 2016, p. E1001547
<b>Children with disabilities or developmental delays</b>	To date, unknown numbers of children experience developmental delays and functioning difficulties. Lack of identification and appropriate intervention exacerbates the deleterious effects on children's development and the stress on their families		UNICEF's Data and Analytics Section maintains a global database on this indicator, but it is not currently available for public sharing, given lack of comparability across countries. The problem with comparability of current country data is explained in a review, <a href="https://data.unicef.org/resources/navigating-the-landscape-of-child-disability-measurement-a-review-of-available-data-collection-instruments/">data.unicef.org/resources/navigating-the-landscape-of-child-disability-measurement-a-review-of-available-data-collection-instruments/</a> . MICS have recently begun to collect data on children 2-17 years old with functional difficulties, using a new standardized module developed by UNICEF and the Washington Group on Disability Statistics, but country-level data are not yet available for most countries
<b>Female alcohol consumption</b>	Drug and alcohol abuse are associated with prenatal complications, developmental delays and difficulties, the potential for violence in the home and other social problems. Data on female alcohol consumption may be one possible indicator for this threat to early child development	Total alcohol per capita consumption (APC) is defined as the total (sum of recorded APC 3-year average and unrecorded APC) amount of alcohol consumed per adult (15+ years) over a calendar year, in litres of pure alcohol	Recorded alcohol consumption refers to official statistics (production, import, export, and sales or taxation data), while the unrecorded alcohol consumption refers to alcohol that is not taxed and is outside the usual system of governmental control. The WHO Global Health Observatory, <a href="http://who.int/gho/en/">who.int/gho/en/</a>  There was insufficient time to find a way to include the data in a simple and understandable way
<b>Quality, affordable child day care</b>	In a large number of countries, as many women as men are economically active, either in the formal or the informal sector. These families, and families with other challenges that require additional assistance, benefit from good quality, free or affordable day care		No globally comparable data on this indicator
<b>Environment/air pollution</b>	During pregnancy and early childhood, the rapid development of children makes them especially vulnerable to environmental toxins, including, among others, air pollution	Percentage of population breathing air with unhealthy levels of pollutants	WHO Global Urban Ambient Air Pollution Database (2018 update), <a href="http://who.int/airpollution/data/cities/en/">who.int/airpollution/data/cities/en/</a>  There was insufficient time to find a way to include the data in a simple and understandable way

# Available data

Table 3 lists the indicators included in the country profiles, the number of countries and areas with data for that indicator and the year(s) for the latest available country data updates or estimates.

Table 3: Indicators by number of countries and year(s) for the latest available country data updates or estimates

Indicator	Number of countries with data	Year
<b>Demographics</b>		
Total population	137	2019
Annual births	133	2019
Total under-five population	133	2019
Under-five mortality	137	2018
<b>Threats to early childhood development</b>		
Maternal mortality	133	2017
Preterm births	133	2010
Low birthweight	95	2015
Under-five stunting	132	1985-2018
Child poverty	69	2006-2015
Violent discipline	77	2005-2018
Inadequate supervision	81	2005-2018
Young mothers (births by age 18)	114	2005-2018
<b>Young children at risk of poor development and lifetime cost of growth deficit in early childhood</b>		
Composite burden of risk: 2005, 2010, 2015	91	
Risk by sex and residence	63	
Lifetime cost of growth deficit in early childhood	123	2010
Early childhood development index (ECDI)	68	2010-2018
<b>Components of nurturing care – Health</b>		
Treatment for HIV+ pregnant women	93	2018
Antenatal care, 4 or more visits	128	1996-2018
Postnatal visits	86	2010-2018
Care-seeking for child pneumonia	119	1993-2018
<b>Components of nurturing care – Nutrition</b>		
Early initiation of breastfeeding	126	2004-2018
Exclusive breastfeeding	128	1998-2018
Minimum acceptable diet	75	2010-2018
<b>Components of nurturing care – Responsive caregiving</b>		
Public information about ECD	0	
Parental mental health	0	
Parent support in groups and home visits	0	
Quality child day care	0	

Indicator	Number of countries with data	Year
<b>Components of nurturing care – Early learning</b>		
Early stimulation at home	82	2005-2018
Children's books in the home	81	2005-2018
Playthings at home	80	2005-2018
Attendance in early childhood education	103	2005-2018
<b>Components of nurturing care – Security and safety</b>		
Birth registration	125	2006-2018
Positive discipline	75	2005-2018
Basic drinking water	137	2017
Basic sanitation	137	2017
<b>Facilitating environment – Policies</b>		
Child and family social protection	137	2019
National minimum wage	118	2012
Paid maternity leave	128	2017
Paid paternity leave	134	2016
International Code of Marketing of Breastmilk Substitutes	136	2018
<b>Facilitating environment – International conventions</b>		
United Nations Convention on the Rights of the Child, 1989	137	2019
Convention on the Rights of the Child Optional Protocol on the Sale of Children, Child Prostitution and Child Pornography, 2000	137	2019
United Nations Convention on the Rights of Persons with Disabilities, 2006	132	2019
Hague Convention on Protection of Children and Cooperation in Respect of Intercountry Adoption, 1993	137	2019



# *Countdown to 2030*

*Women's, Children's & Adolescents' Health*

